

**GVA**

# GUN VIOLENCE ARCHIVE

[LOGIN](#)[CONTACT US](#)[Search Database](#)[HOME](#)[CHARTS & MAPS](#)[LAST 72 HOURS](#)[REPORTS](#)[EXPLAINER](#)[ABOUT US](#)[PAST YEARS](#)[CONGRESSIONAL REPORTS](#)

## GUN VIOLENCE ARCHIVE 2022

Evidence Based Research - since 2013

PUBLISHED DATE: July 04, 2022

**Total Number of GV Deaths - ALL Causes<sup>4</sup>** 22,292

Homicide/Murder/Unintentional/DGU<sup>1</sup> 10,082

Suicide<sup>3</sup> 12,210

**Total Number of Injuries<sup>1</sup>** 19,180

Mass Shootings<sup>2</sup> 308

Mass Murders<sup>2</sup> 14

Number of Children (age 0-11)<sup>1</sup> Killed 179

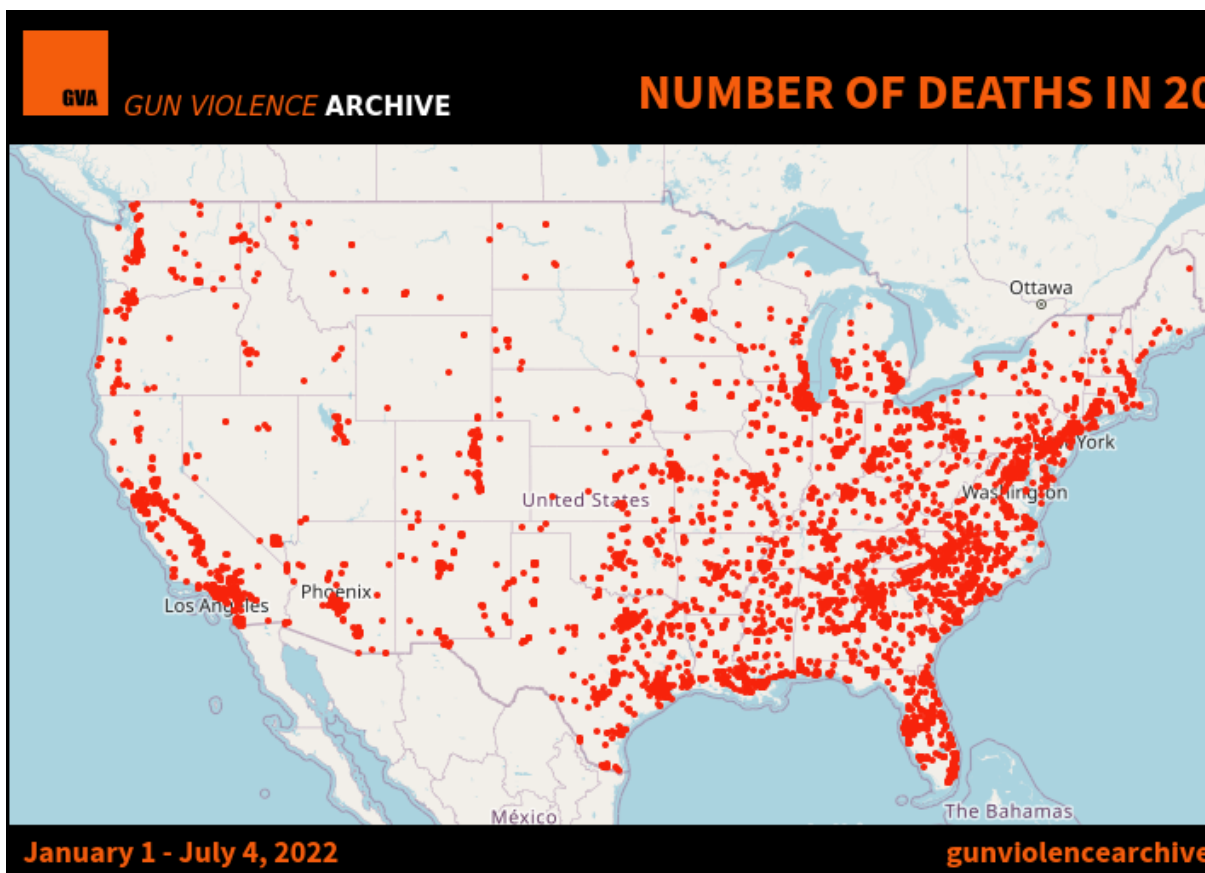
Injured 378

Number of Teens (age 12-17)<sup>1</sup> Killed 670

Injured 1,777

Officer Involved Incident<sup>1</sup> Killed 36

## CHARTS AND MAPS



Officer Killed or Injured	Injured	190
Officer Involved Incident <sup>1</sup>	Killed	720
Subject-Suspect Killed or Injured	Injured	432
Defensive Use <sup>2</sup>		578
Unintentional Shooting <sup>2</sup>		759
Murder/Suicides Incidents <sup>2</sup>		347

**Gun violence and crime incidents are collected/validated from 7,500 sources daily – Incident Reports and their source data are found at the [gunviolencearchive.org](https://www.gunviolencearchive.org) website.**

#### Footnotes

1. Number of source verified deaths and injuries
2. Number of INCIDENTS reported and verified
3. Calculation based on CDC Suicide Data
4. Actual total of all non-suicide deaths plus daily calculated suicide deaths

All numbers are subject to change or incidents recategorized as new evidence is established and verified.

METHODOLOGY & DEFINITIONS AVAILABLE AT:  
<https://www.gunviolencearchive.org/methodology>

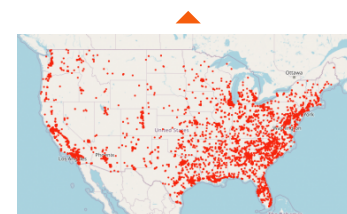
[www.gunviolencearchive.org](https://www.gunviolencearchive.org)  
[www.facebook.com/gunviolencearchive](https://www.facebook.com/gunviolencearchive)  
 On Twitter @gundeaths

**Data Sources Verified: July 02, 2022**

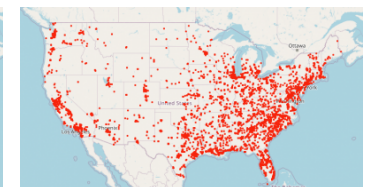


**GVA GUN VIOLENCE ARCHIVE** © 2013-2022

Share



Number of Deaths in 2022



Number of Injuries in 2022


C

<b>GVA - Seven Year Review</b>	<b>2014</b>	<b>2015</b>	<b>2016</b>	<b>2017</b>	<b>2018</b>	<b>2019</b>	<b>2020</b>
Deaths - Willful, Malicious, Accidental	12,418	13,537	15,112	15,679	14,896	15,448	19,411
Suicides by Gun	21,386	22,018	22,938	23,854	24,432	23,941	Pending
Injuries - Willful, Malicious, Accidental	22,779	27,033	30,666	31,265	28,284	30,186	39,492
Children [aged 0-11] Killed or Injured	603	695	671	733	664	695	999
Teens [aged 12-17] Killed or Injured	2,318	2,695	3,140	3,256	2882	3,122	4,142
Mass Shooting	269	335	382	346	336	417	611
Murder-Suicide	624	530	549	608	623	632	573
Defensive Use [DGU]	1,531	1,393	2,001	2,107	1874	1,597	1,478
Unintentional Shooting	1,605	1,969	2,202	2,039	1691	1,905	2,315

Number of Deaths, Injuries, Children, Teens killed/injured [**actual numbers**]  
 Mass Shooting, Murder-suicides, Defensive Use, Unintentional Shooting [**number of incidents**]  
 Suicide numbers supplied by CDC End of Year Report [**actual numbers**]

@gundeaths  
[www.gunviolencearchive.org](http://www.gunviolencearchive.org)  
[www.facebook.com/gunviolencearchive](https://www.facebook.com/gunviolencearchive)

©2021 - **GUN VIOLENCE ARCHIVE**




**GUN VIOLENCE ARCHIVE**

1133 Connecticut Avenue, NW  
 Washington, DC 20036  
[inquiry@gva.us.com](mailto:inquiry@gva.us.com)  
[@gundeaths](https://twitter.com/gundeaths)

© Copyright 2022  
 Gun Violence Archive  
 All rights reserved.

[Home](#)  
[Charts and Maps](#)  
[Last 72 Hours](#)  
[Reports](#)  
[Explainer](#)

[Methodology](#)  
[About Us](#)  
[Past Years](#)  
[Congressional-](#)  
[Reports](#)  
[Log In](#)

