


# NEW HAMPSHIRE OCCUPATIONAL EMPLOYMENT & WAGES

# 2022



# New Hampshire Occupational Employment & Wages 2022

based on the May 2021 survey by the  
*Occupational Employment and Wage Statistics (OEWS) Program*



**State of New Hampshire**  
Christopher T. Sununu, *Governor*

**New Hampshire Employment Security**  
George N. Copadis, *Commissioner*

**Economic and Labor Market Information Bureau**  
Brian J. Gottlob, *Director*

**September 2022**

# Acknowledgments

---

We give special thanks to the many employers whose participation made this publication possible.

In addition, we express our thanks to the U.S. Department of Labor, both on the regional level (Boston, MA), and on the Federal level in Washington, DC, for their help in the Federal-State cooperative effort.

The following New Hampshire Employment Security staff were instrumental in producing this publication:

## **Economic and Labor Market Information Bureau**

Collecting, monitoring, and refining the data

Donald Kelley, *Research Analyst*

Andrew Weatherbee, *Labor Market Analyst*

## **Printing Services Provided by NHES Reproduction Department**

Cover design, publication layout, and web publishing

Jennifer Boughton, *Print Shop, Designer*

# Table of Contents

---

Map: Mean Average Wage by OEWS Wage Area . . . . .	ii
Overview. . . . .	iii
Top Occupations . . . . .	vi
Map of Wage Areas . . . . .	viii
Substate Wage Areas . . . . .	ix
How to Read the Tables. . . . .	x
Data on Our Web site . . . . .	xii

## Employment and Wage Tables:

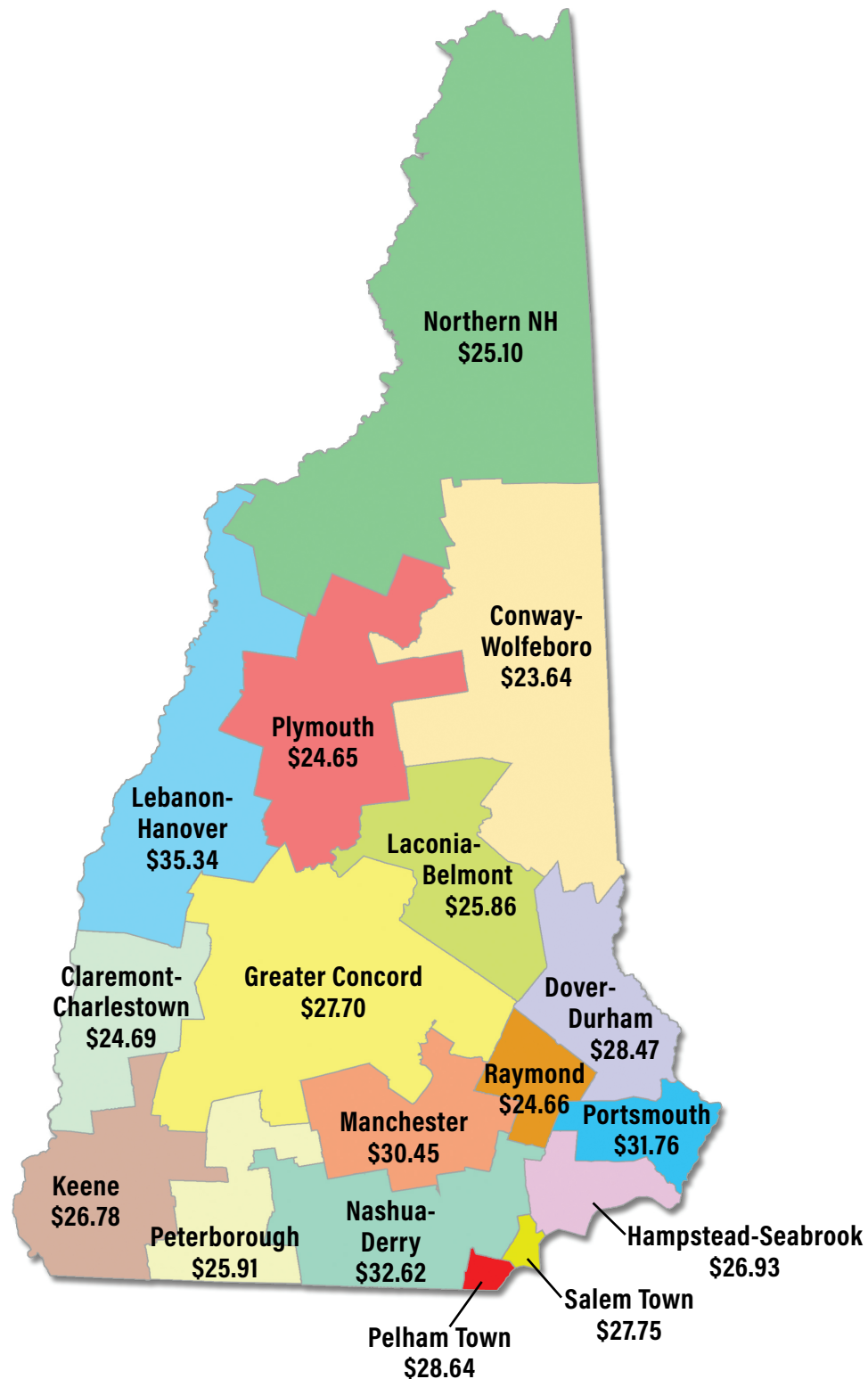
Statewide . . . . .	1
Substate Wage Areas . . . . .	21
Claremont-Charlestown Area . . . . .	22
Conway-Wolfeboro Area . . . . .	27
Dover-Durham Area . . . . .	32
Greater Concord Area . . . . .	40
Hampstead-Seabrook Area . . . . .	50
Keene Area . . . . .	55
Laconia-Belmont Area . . . . .	61
Lebanon-Hanover Area . . . . .	67
Manchester Area . . . . .	74
Nashua-Derry Area . . . . .	86
Northern NH Area . . . . .	97
Pelham Town . . . . .	102
Peterborough Area . . . . .	104
Plymouth Area . . . . .	108
Portsmouth Area . . . . .	112
Raymond Area . . . . .	122
Salem Town. . . . .	125
Glossary . . . . .	130

To access a complete dictionary of occupations or wage areas by county,  
please visit our web site at: [www.nhes.nh.gov/elmi/products/oes-prod.htm](http://www.nhes.nh.gov/elmi/products/oes-prod.htm)



# Mean (Average) Wage by OEWS Wage Area

---



These are the Mean Hourly Wages for OEWS wage areas in New Hampshire.  
May 2021 wages have been aged to June 2022 using Employment Cost Index factors.

# Overview

New Hampshire workers earned, on average, \$30.12 per hour in June 2022, according to the latest Occupational Employment and Wage Statistics estimates. Employment statewide is estimated to be 635,220, which reflects May 2021 data, the latest available for employment figures.

## Occupational Groups

The Occupational Employment and Wage Statistics survey classifies workers into more than 600 specific detailed occupations such as accountants, cashiers, computer programmers, and carpenters. These detailed occupations are grouped into 22 major occupational groups based on job similarity.

Of the occupational groups, Management occupations had the highest mean wage, \$62.13. The roughly 43,480 jobs in this group are made up of managers of various types and levels, including chief executives, who help to boost the mean wage.

The second highest mean wage occupational group, is Healthcare Practitioners and Technical Occupations, with a mean wage of \$52.10 and 39,220 employed.

## Employment in New Hampshire by Occupational Group, May 2021

SOC Code	Occupation	Estimated Employment	Mean (Average) Wage*	% of Total Employment
<b>00-0000</b>	<b>Total all occupations</b>	<b>635,220</b>	<b>\$30.12</b>	<b>100.0%</b>
11-0000	Management Occupations	43,480	\$62.13	6.8%
13-0000	Business and Financial Operations Occupations	38,420	\$40.68	6.0%
15-0000	Computer and Mathematical Occupations	20,670	\$47.92	3.3%
17-0000	Architecture and Engineering Occupations	13,250	\$45.67	2.1%
19-0000	Life, Physical, and Social Science Occupations	4,580	\$40.37	0.7%
21-0000	Community and Social Service Occupations	10,550	\$25.57	1.7%
23-0000	Legal Occupations	3,280	\$50.02	0.5%
25-0000	Educational Instruction and Library Occupations	40,530	\$28.70	6.4%
27-0000	Arts, Design, Entertainment, Sports, and Media Occupations	6,620	\$29.29	1.0%
29-0000	Healthcare Practitioners and Technical Occupations	39,220	\$52.10	6.2%
31-0000	Healthcare Support Occupations	22,470	\$18.96	3.5%
33-0000	Protective Service Occupations	11,940	\$28.80	1.9%
35-0000	Food Preparation and Serving Related Occupations	50,980	\$16.21	8.0%
37-0000	Building and Grounds Cleaning and Maintenance Occupations	19,590	\$19.06	3.1%
39-0000	Personal Care and Service Occupations	12,250	\$17.43	1.9%
41-0000	Sales and Related Occupations	71,060	\$25.58	11.2%
43-0000	Office and Administrative Support Occupations	89,110	\$22.76	14.0%
45-0000	Farming, Fishing, and Forestry Occupations	790	\$18.61	0.1%
47-0000	Construction and Extraction Occupations	22,130	\$26.55	3.5%
49-0000	Installation, Maintenance, and Repair Occupations	24,130	\$28.13	3.8%
51-0000	Production Occupations	39,560	\$22.96	6.2%
53-0000	Transportation and Material Moving Occupations	50,620	\$20.01	8.0%

\*Wages aged to June 2022

---

Food Preparation and Serving Related occupations had the lowest mean wage, 16.21. They were the third largest group, claiming 8.0 percent of total employment or 50,980 employees. This occupational group includes jobs that are traditionally tipped, such as waiters, waitresses, and bartenders. Employers are asked to include these tips in the wages that they report.

Office and Administrative Support occupations once again made up the highest share of New Hampshire jobs, 14.0 percent. These 89,110 jobs paid, on average, \$22.76 per hour. This was roughly \$7.00 below the statewide average for all occupations. Jobs in this occupational group include bookkeeping and accounting clerks, customer service representatives, shipping, receiving and inventory clerks, and secretaries.

Sales and Related occupations, with 71,060 jobs, claimed 11.2 percent of the total jobs in the state, and had the second highest employment. This group includes jobs such as retail salespersons, cashiers, and sales representatives. On average, employees in these jobs made \$25.58 per hour in 2022.

## Background

The Occupational Employment and Wage Statistics (OEWS) program is based on a semiannual survey conducted by state employment security agencies in all 50 states. The New Hampshire survey is conducted by New Hampshire Employment Security's Economic and Labor Market Information Bureau (ELMIB), in cooperation with the U.S. Bureau of Labor Statistics. The survey collects data on occupational employment and wage rates of workers in all nonfarm industries.

Employers, job seekers, workforce developers, government planners, and economic developers are some examples of users of occupational employment and wage information. The OEWS program survey data is also used for prevailing wage determinations for Foreign Labor Certification, and are the foundation of occupational projections in New Hampshire.

This publication provides employment and wage estimates by occupation. In addition to statewide numbers, it publishes estimates for seventeen substate areas, which are based on New Hampshire's labor market areas. In New England, labor market areas are groups of adjacent cities and towns that are determined to have a high degree of social and economic integration, based on Census 2010 commuting data.

The U.S. Bureau of Labor Statistics (BLS) publishes OEWS estimates for the nation as a whole, each state, metropolitan, and nonmetropolitan areas. The only strictly New Hampshire data that BLS publishes is for the entire state and for the Manchester Metropolitan New England City or Town Area (NECTA). Except for Manchester, the other BLS metropolitan areas include parts of Massachusetts or Maine. To better reflect the wages paid in New Hampshire, New Hampshire Employment Security publishes only wage areas from the New Hampshire portions of the labor market areas.

Some labor market areas such as the Manchester Metro NECTA and the Peterborough and Plymouth Small Labor Market Areas (LMAs) are wage areas in their own right. In most cases, however, we have combined labor market areas in order to make it possible to publish information on more occupations (Estimates must meet certain reliability criteria to be deemed publishable). For instance, combining the New Hampshire portions of the three northernmost labor market areas creates a "Northern New Hampshire" wage area. This way, many more occupations can be published than would be possible for each area individually.

---

For more detailed information on New Hampshire OEWS wage areas and the labor market areas on which they are based, please see the Glossary at the end of this publication.

The OEWS survey is accomplished with the cooperation of New Hampshire employers who provide occupational data. Every six months, these requests for information are mailed or emailed to more than 1,800 employers or employing units. The OEWS survey sample is stratified by area, industry, and size class. Standard Occupational Classification (SOC) codes are used in the surveys to define occupations uniformly and to organize occupational data logically.

The OEWS survey is designed to produce estimates by combining six panels of data collected over a 3-year period. Wage estimates for the survey are straight-time, gross pay, exclusive of premium pay. Base rate; cost-of-living allowance; guaranteed pay; hazardous-duty pay; incentive pay, including commissions and production bonuses; and tips are included. Excluded are overtime pay, severance pay, shift differentials, nonproduction bonuses, employer cost for supplementary benefits, and tuition reimbursements.

In the most recent panel, mailings of surveys began in May 2021, with data collection continuing through December 2021. This OEWS Survey recorded employment and wage data for employees performing 600+ diversified occupations.

For this publication, May 2021 occupational wages were updated to June 2022, using Employment Cost Index (ECI) factors. These wage data are not official Bureau of Labor Statistics (BLS) data series and have not been validated by BLS. The Employment Cost Index is a quarterly measure of changes in labor costs. Updating occupational wages gives our data users a better idea of current wage estimates. For more information, visit the BLS web site at [www.bls.gov/ect](http://www.bls.gov/ect).

OEWS estimates are based on the 2017 North American Industry Classification System (NAICS). For more information about NAICS, see the BLS website at [www.bls.gov/bls/naics.htm](http://www.bls.gov/bls/naics.htm).

# Top Occupations

## Top 10 Occupations by Mean Wage

SOC Code	Occupation	Estimated Employment *	Mean (Average) Wage
29-1223	Psychiatrists	100	\$160.89
29-1241	Ophthalmologists, Except Pediatric	70	\$156.38
29-1216	General Internal Medicine Physicians	180	\$152.96
29-1215	Family Medicine Physicians	840	\$148.35
29-1221	Pediatricians, General	230	\$132.21
29-1229	Physicians, All Other	1,060	\$117.16
29-1151	Nurse Anesthetists	230	\$114.29
29-1021	Dentists, General	350	\$113.28
11-1011	Chief Executives	530	\$96.59
17-2031	Bioengineers and Biomedical Engineers	NP	\$92.77

\* May 2021



All but two of these occupations are from the Healthcare Practitioners and Technical Occupations group.

## Top 10 Occupations by Estimated Employment

SOC Code	Occupation	Estimated Employment *	Mean (Average) Wage
41-2031	Retail Salespersons	20,480	\$17.21
41-2011	Cashiers	17,730	\$13.44
11-1021	General and Operations Managers	15,490	\$60.15
43-9061	Office Clerks, General	15,390	\$21.98
35-3023	Fast Food and Counter Workers	14,860	\$13.60
53-7065	Stockers and Order Fillers	14,470	\$16.11
29-1141	Registered Nurses	12,890	\$39.38
43-4051	Customer Service Representatives	11,900	\$21.82
43-6014	Secretaries and Administrative Assistants, Except Legal, Medical, and Executive	9,300	\$20.68
25-9045	Teaching Assistants, Except Postsecondary	8,760	\$35,301

\* May 2021



Fast Food and Counter Workers have stayed on this list throughout the pandemic, but Waiters and Waitresses have not.



## Top 10 Occupations With Nonstandard Work Week — Mean Annual Wage

SOC Code	Occupation	Estimated Employment *	Mean (Average) Wage
25-1063	Economics Teachers, Postsecondary	70	\$176,243
25-1042	Biological Science Teachers, Postsecondary	230	\$139,389
25-1071	Health Specialties Teachers, Postsecondary	480	\$139,006
25-1065	Political Science Teachers, Postsecondary	60	\$133,183
25-1032	Engineering Teachers, Postsecondary	100	\$129,044
25-1011	Business Teachers, Postsecondary	520	\$128,730
25-1052	Chemistry Teachers, Postsecondary	40	\$117,543
25-1021	Computer Science Teachers, Postsecondary	120	\$112,343
25-1053	Environmental Science Teachers, Postsecondary	60	\$106,475
25-1125	History Teachers, Postsecondary	90	\$101,915

\* May 2021



Some occupations, such as teachers, have a nonstandard workweek and are not paid by the hour. For these occupations, annual salaries are displayed instead of hourly wage.

## Bottom 10 Occupations by Mean Wage

SOC Code	Occupation	Estimated Employment *	Mean (Average) Wage
41-2011	Cashiers	17,730	\$13.44
51-6021	Pressers, Textile, Garment, and Related Materials	120	\$13.16
33-9092	Lifeguards, Ski Patrol, and Other Recreational Protective Service Workers	190	\$13.13
43-9199	Office and Administrative Support Workers, All Other	370	\$12.91
39-9011	Childcare Workers	1,800	\$12.77
53-3054	Taxi Drivers	50	\$12.38
39-3091	Amusement and Recreation Attendants	1,250	\$12.24
35-9011	Dining Room and Cafeteria Attendants and Bartender Helpers	1,450	\$12.15
35-9099	Food Preparation and Serving Related Workers, All Other	260	\$12.10
39-3011	Gambling Dealers	200	\$11.59

\* May 2021

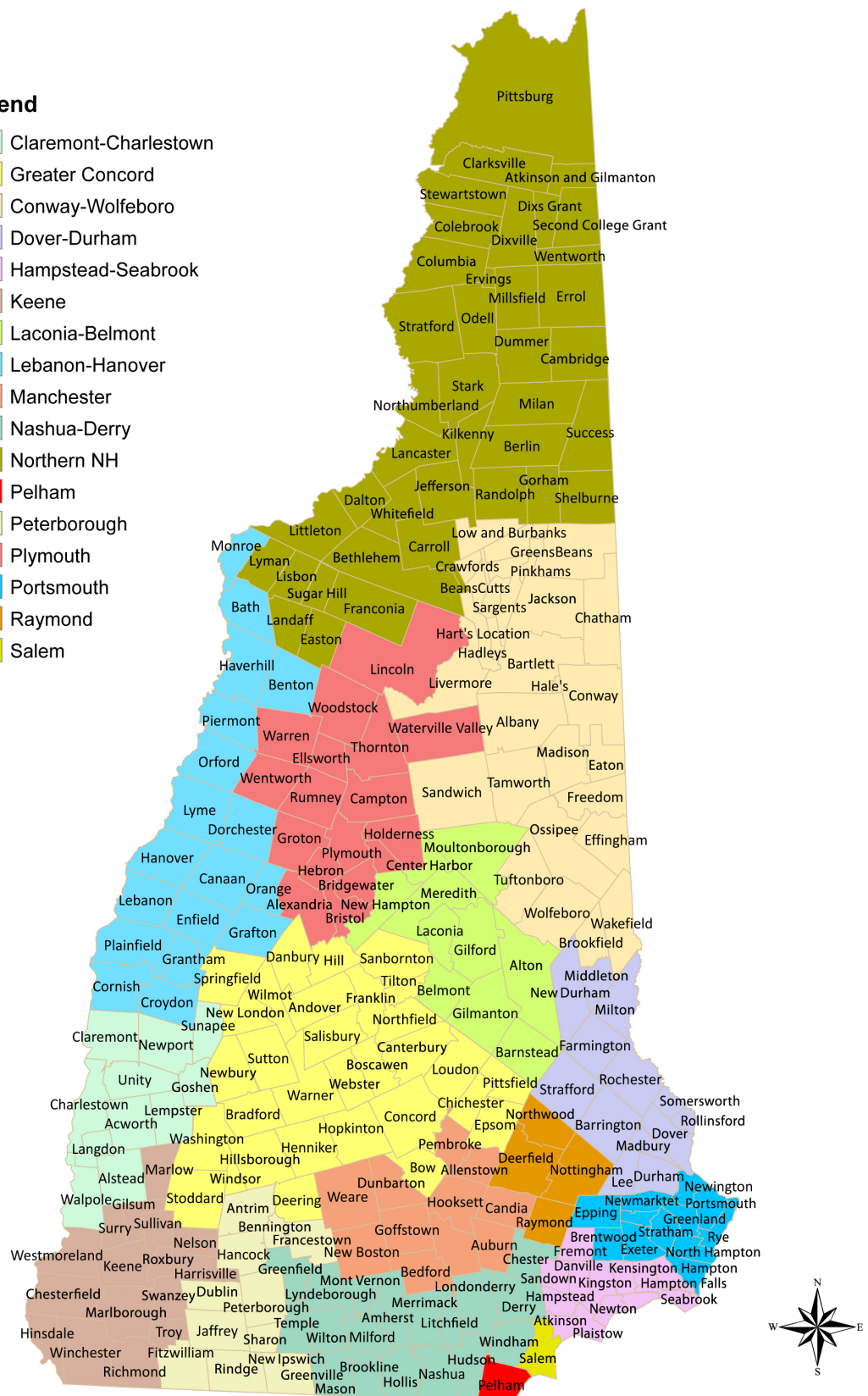


Dishwashers are usually on this list, however this year, with a mean wage of \$13.54, they are not.

# Map of Wage Areas

## Legend

- Claremont-Charlestown
- Greater Concord
- Conway-Wolfeboro
- Dover-Durham
- Hampstead-Seabrook
- Keene
- Laconia-Belmont
- Lebanon-Hanover
- Manchester
- Nashua-Derry
- Northern NH
- Pelham
- Peterborough
- Portsmouth
- Raymond
- Salem



# Substate Wage Areas

## Claremont-Charlestown

Acworth  
Alstead  
Charles  
Claremont  
Goshen  
Langdon  
Lempster  
Newport  
Sunapee  
Unity  
Walpole

## Conway-Wolfeboro

Albany  
Bartlett  
Bean's Grant  
Bean's Purchase  
Brookfield  
Chandler's Purchase  
Chatham  
Conway  
Crawford's Purchase  
Cutt's Grant  
Eaton  
Effingham  
Freedom  
Green's Grant  
Hadley's Purchase  
Hale's Location  
Hart's Location  
Jackson  
Livermore  
Low and Burbank's Grant  
Madison  
Martin's Location  
Ossipee  
Pinkham's Grant  
Sandwich  
Sargent's Purchase  
Tamworth  
Thompson & Meserve's Pur  
Tuftonboro  
Wakefield  
Wolfeboro

## Dover-Durham

Barrington  
Dover  
Durham  
Farmington  
Lee  
Madbury  
Middleton  
Milton  
New Durham  
Rochester  
Rollinsford  
Somersworth  
Strafford

## Greater Concord

Andover  
Boscawen  
Bow  
Bradford  
Canterbury  
Chichester  
Concord  
Danbury  
Deering  
Epsom  
Franklin  
Henniker  
Hill  
Hillsborough  
Hopkinton  
Loudon  
New London  
Newbury  
Northfield  
Pittsfield  
Salisbury  
Sanbornton  
Springfield  
Stoddard  
Sutton  
Tilton  
Warner  
Washington  
Webster  
Wilnot  
Windsor

## Hampstead-Seabrook

Atkinson  
Danville  
East Kingston  
Fremont  
Hampstead  
Hampton Falls  
Kensington  
Kingston  
Newton  
Plaistow  
Sandown  
Seabrook  
South Hampton

## Keene

Chesterfield  
Gilsom  
Harrisville  
Hinsdale  
Keene  
Marlborough  
Marlow  
Nelson  
Richmond  
Roxbury  
Sullivan

Surry  
Swanzy  
Troy  
Westmoreland  
Winchester

## Laconia-Belmont

Alton  
Barnstead  
Belmont  
Center Harbor  
Gilford  
Gilmanton  
Laconia  
Meredith  
Moultonborough  
New Hampton

## Lebanon-Hanover

Bath  
Benton  
Canaan  
Cornish  
Croydon  
Dorchester  
Enfield  
Grafton  
Grantham  
Hanover  
Haverhill  
Lebanon  
Lyme  
Monroe  
Orange  
Orford  
Piermont  
Plainfield

## Manchester

Allenstown  
Auburn  
Bedford  
Candia  
Dunbarton  
Goffstown  
Hooksett  
Manchester  
New Boston  
Pembroke  
Weare

## Nashua-Derry

Amherst  
Brookline  
Chester  
Derry  
Greenfield  
Greenville  
Hollis  
Hudson

Litchfield  
Londonderry  
Lyndeborough  
Mason  
Merrimack  
Milford  
Mont Vernon  
Nashua  
Temple  
Wilton  
Windham

## Northern NH

Atkinson & Gilmanton A.G.  
Berlin  
Bethlehem  
Cambridge  
Carroll  
Clarksville  
Colebrook  
Columbia  
Dalton  
Dix's Grant  
Dixville  
Dummer  
Easton  
Errol  
Erving's Location  
Franconia  
Gorham  
Jefferson  
Kilkenny  
Lancaster  
Landaff  
Lisbon  
Littleton  
Lyman  
Milan  
Millsfield  
Northumberland  
Odell  
Pittsburg  
Randolph  
Second College Grant  
Shelburne  
Stark  
Stewartstown  
Stratford  
Success  
Sugar Hill  
Wentworth Location  
Whitefield

## Portsmouth

Brentwood  
Epping  
Exeter  
Greenland  
Hampton  
New Castle  
Newfields  
Newington  
Newmarket  
North Hampton  
Portsmouth  
Rye  
Stratham

## Pelham

Pelham

## Peterborough

Antrim  
Bennington  
Dublin

Fitzwilliam  
Francetown  
Hancock  
Jaffrey  
New Ipswich  
Peterborough  
Rindge  
Sharon  
Francetown  
Hancock

## Plymouth

Alexandria  
Ashland  
Bridgewater  
Bristol  
Campton  
Ellsworth  
Groton  
Hebron  
Holderness  
Lincoln  
Plymouth  
Rumney  
Thornton  
Warren  
Waterville Valley  
Wentworth  
Woodstock

## Raymond

Brentwood  
Epping  
Exeter  
Greenland  
Hampton  
New Castle  
Newfields  
Newington  
Newmarket  
North Hampton  
Portsmouth  
Rye  
Stratham

## Salem

Deerfield  
Northwood  
Nottingham  
Raymond  
Salem



# How To Read the Tables

---

For each occupation in the tables of this publication, there is a corresponding SOC code and an estimate of employment within that occupation. The remaining data fields are Entry Level Wage, Mean (Average) Wage, Median Wage, and Experienced Wage.

- 1 SOC (Standard Occupational Classification) Code is a six-digit code designed to define occupations uniformly and to organize occupational data logically.
- 2 Estimated Employment is an approximation of the number of people employed in each area, occupational group, or specific occupation. Estimates for detailed occupations may not sum to the totals because the totals may include occupations not shown. Estimates do not include self-employed workers. If the estimated employment is not publishable, an NP will appear.
- 3 Entry Level Wage is the mean of the lower third of the population.
- 4 Mean (Average) Wage is the average hourly wage. If an hourly wage is not available (for occupations that typically have a nonstandard work week) the annual salary is displayed.
- 5 Median Wage is the 50th percentile of the distribution of wages. For each median wage, 50 percent of the workers in an occupation earn wages below, and 50 percent earn wages above median wage.
- 6 Experienced Wage is the mean of the upper two-thirds of the population.

Because of confidentiality or lack of data, not all occupations appear in all areas.

# Indicates a wage that is not publishable.

NP Indicates an estimated employment that is not publishable.

NOTE: Wages aged to June 2022

# Sample Table

STATEWIDE Occupational Employment & Wages	1	2	JUNE 2022			
	SOC Code	May 2021 Estimated Employment	3 Entry Level Wage *	4 Mean (Average) Wage *	5 Median Wage *	6 Experienced Wage *
<b>Total all occupations</b>	<b>00-0000</b>	<b>635,220</b>	<b>\$14.36</b>	<b>\$30.12</b>	<b>\$23.86</b>	<b>\$38.00</b>
<b>Management Occupations</b>	<b>11-0000</b>	<b>43,480</b>	<b>\$31.24</b>	<b>\$62.13</b>	<b>\$53.14</b>	<b>\$77.57</b>
Chief Executives	11-1011	530	\$42.35	\$96.59	\$76.82	\$123.70
General and Operations Managers	11-1021	15,490	\$28.35	\$60.15	\$49.45	\$76.05
Legislators	11-1031	170	\$17,790	\$27,514	\$18,431	\$32,376
Advertising and Promotions Managers	11-2011	110	\$12.44	\$43.75	\$40.44	\$59.40
Marketing Managers	11-2021	1,180	\$45.10	\$73.06	\$64.92	\$87.04
Sales Managers	11-2022	1,790	\$40.88	\$76.75	\$75.96	\$94.69
Public Relations Managers	11-2032	360	\$38.44	\$64.00	\$60.25	\$76.78
Fundraising Managers	11-2033	180	\$32.41	\$53.99	\$49.53	\$64.79
Administrative Services Managers	11-3012	630	\$33.37	\$55.74	\$51.40	\$66.92
Facilities Managers	11-3013	460	\$33.96	\$51.49	\$47.83	\$60.25
Computer and Information Systems Managers	11-3021	3,810	\$53.72	\$73.16	\$66.23	\$82.89
Financial Managers	11-3031	4,050	\$40.63	\$69.64	\$63.77	\$84.16
Industrial Production Managers	11-3051	950	\$42.93	\$68.74	\$64.13	\$81.64
Purchasing Managers	11-3061	470	\$47.98	\$71.20	\$64.52	\$82.82
Transportation, Storage, and Distribution Managers	11-3071	410	\$32.79	\$57.51	\$55.70	\$69.87
Compensation and Benefits Managers	11-3111	110	\$33.97	\$55.86	\$52.01	\$66.82
Human Resources Managers	11-3121	730	\$42.54	\$70.46	\$64.02	\$84.42
Training and Development Managers	11-3131	230	\$45.31	\$63.63	\$63.41	\$72.80
Construction Managers	11-9021	890	\$37.52	\$56.23	\$49.98	\$65.59
Education and Childcare Administrators, Preschool and Daycare	11-9031	440	\$18.32	\$27.81	\$24.00	\$32.56
Education Administrators, Kindergarten through Secondary	11-9032	1,500	\$72,316	\$97,902	\$102,287	\$110,695
Education Administrators, Postsecondary	11-9033	1,060	\$29.24	\$52.75	\$47.58	\$64.51
Education Administrators, All Other	11-9039	160	\$21.45	\$34.38	\$29.81	\$40.84
Architectural and Engineering Managers	11-9041	1,490	\$56.07	\$79.90	\$82.13	\$91.80
Food Service Managers	11-9051	940	\$23.23	\$34.17	\$30.60	\$39.63
Lodging Managers	11-9081	270	\$18.30	\$30.53	\$30.05	\$36.65
Medical and Health Services Managers	11-9111	1,870	\$37.50	\$63.78	\$51.60	\$76.92
Postmasters and Mail Superintendents	11-9131	150	\$34.22	\$39.34	\$37.73	\$41.91
Property, Real Estate, and Community Association Managers	11-9141	650	\$18.74	\$32.87	\$30.00	\$39.93
Social and Community Service Managers	11-9151	1,010	\$23.23	\$34.74	\$30.93	\$40.50
Emergency Management Directors	11-9161	60	\$24.52	\$41.39	\$38.81	\$49.83
Funeral Home Managers	11-9171	40	\$32.60	\$53.48	\$48.86	\$63.92
Managers, All Other	11-9199	810	\$36.41	\$65.21	\$63.85	\$79.62
<b>Business and Financial Operations Occupations</b>	<b>13-0000</b>	<b>38,420</b>	<b>\$23.98</b>	<b>\$40.68</b>	<b>\$38.23</b>	<b>\$49.03</b>
Agents and Business Managers of Artists, Performers, and Athletes	13-1011	NP	\$30.40	\$44.07	\$37.98	\$50.91
Buyers and Purchasing Agents	13-1020	2,290	\$24.57	\$35.78	\$31.95	\$41.38
Claims Adjusters, Examiners, and Investigators	13-1031	1,140	\$23.99	\$35.46	\$31.95	\$41.18

\* Some occupations, such as teachers, have a nonstandard workweek and are not paid by the hour. For these occupations, annual salaries are displayed instead of hourly wage. May 2021 occupational wages were updated to June 2022 using Employment Cost Index (ECI) factors.

# Data on Our Web Site

---

This publication can be accessed in its entirety or in sections from the New Hampshire Employment Security web site [www.nhes.nh.gov/elmi/products/oes-prod.htm](http://www.nhes.nh.gov/elmi/products/oes-prod.htm).

The files are in PDF format and can be viewed in Adobe Acrobat.

In addition to the current PDF Files, historical occupational wage and employment estimates are provided on the website. Excel spreadsheets that resemble the PDF wage tables can be found for the years 2017-2021, for the Statewide, Substate, and Counties areas.

These are non-aged estimates and therefore do not exactly mirror previously published estimates. Spreadsheets are usually preferred by researchers who would like to reformat the data for their own uses.

Specific years and areas before 2017 in Excel are available by request. Send email requests to [elmi@nhes.nh.gov](mailto:elmi@nhes.nh.gov).



# STATEWIDE

STATEWIDE Occupational Employment & Wages	SOC Code	May 2021 Estimated Employment	JUNE 2022			
			Entry Level Wage *	Mean (Average) Wage *	Median Wage *	Experienced Wage *
<b>Total all occupations</b>	<b>00-0000</b>	<b>635,220</b>	<b>\$14.36</b>	<b>\$30.12</b>	<b>\$23.86</b>	<b>\$38.00</b>
<b>Management Occupations</b>	<b>11-0000</b>	<b>43,480</b>	<b>\$31.24</b>	<b>\$62.13</b>	<b>\$53.14</b>	<b>\$77.57</b>
Chief Executives	11-1011	530	\$42.35	\$96.59	\$76.82	\$123.70
General and Operations Managers	11-1021	15,490	\$28.35	\$60.15	\$49.45	\$76.05
Legislators	11-1031	170	\$17,790	\$27,514	\$18,431	\$32,376
Advertising and Promotions Managers	11-2011	110	\$12.44	\$43.75	\$40.44	\$59.40
Marketing Managers	11-2021	1,180	\$45.10	\$73.06	\$64.92	\$87.04
Sales Managers	11-2022	1,790	\$40.88	\$76.75	\$75.96	\$94.69
Public Relations Managers	11-2032	360	\$38.44	\$64.00	\$60.25	\$76.78
Fundraising Managers	11-2033	180	\$32.41	\$53.99	\$49.53	\$64.79
Administrative Services Managers	11-3012	630	\$33.37	\$55.74	\$51.40	\$66.92
Facilities Managers	11-3013	460	\$33.96	\$51.49	\$47.83	\$60.25
Computer and Information Systems Managers	11-3021	3,810	\$53.72	\$73.16	\$66.23	\$82.89
Financial Managers	11-3031	4,050	\$40.63	\$69.64	\$63.77	\$84.16
Industrial Production Managers	11-3051	950	\$42.93	\$68.74	\$64.13	\$81.64
Purchasing Managers	11-3061	470	\$47.98	\$71.20	\$64.52	\$82.82
Transportation, Storage, and Distribution Managers	11-3071	410	\$32.79	\$57.51	\$55.70	\$69.87
Compensation and Benefits Managers	11-3111	110	\$33.97	\$55.86	\$52.01	\$66.82
Human Resources Managers	11-3121	730	\$42.54	\$70.46	\$64.02	\$84.42
Training and Development Managers	11-3131	230	\$45.31	\$63.63	\$63.41	\$72.80
Construction Managers	11-9021	890	\$37.52	\$56.23	\$49.98	\$65.59
Education and Childcare Administrators, Preschool and Daycare	11-9031	440	\$18.32	\$27.81	\$24.00	\$32.56
Education Administrators, Kindergarten through Secondary	11-9032	1,500	\$72,316	\$97,902	\$102,287	\$110,695
Education Administrators, Postsecondary	11-9033	1,060	\$29.24	\$52.75	\$47.58	\$64.51
Education Administrators, All Other	11-9039	160	\$21.45	\$34.38	\$29.81	\$40.84
Architectural and Engineering Managers	11-9041	1,490	\$56.07	\$79.90	\$82.13	\$91.80
Food Service Managers	11-9051	940	\$23.23	\$34.17	\$30.60	\$39.63
Lodging Managers	11-9081	270	\$18.30	\$30.53	\$30.05	\$36.65
Medical and Health Services Managers	11-9111	1,870	\$37.50	\$63.78	\$51.60	\$76.92
Postmasters and Mail Superintendents	11-9131	150	\$34.22	\$39.34	\$37.73	\$41.91
Property, Real Estate, and Community Association Managers	11-9141	650	\$18.74	\$32.87	\$30.00	\$39.93
Social and Community Service Managers	11-9151	1,010	\$23.23	\$34.74	\$30.93	\$40.50
Emergency Management Directors	11-9161	60	\$24.52	\$41.39	\$38.81	\$49.83
Funeral Home Managers	11-9171	40	\$32.60	\$53.48	\$48.86	\$63.92
Managers, All Other	11-9199	810	\$36.41	\$65.21	\$63.85	\$79.62
<b>Business and Financial Operations Occupations</b>	<b>13-0000</b>	<b>38,420</b>	<b>\$23.98</b>	<b>\$40.68</b>	<b>\$38.23</b>	<b>\$49.03</b>
Agents and Business Managers of Artists, Performers, and Athletes	13-1011	NP	\$30.40	\$44.07	\$37.98	\$50.91
Buyers and Purchasing Agents	13-1020	2,290	\$24.57	\$35.78	\$31.95	\$41.38
Claims Adjusters, Examiners, and Investigators	13-1031	1,140	\$23.99	\$35.46	\$31.95	\$41.18

\* Some occupations, such as teachers, have a nonstandard workweek and are not paid by the hour. For these occupations, annual salaries are displayed instead of hourly wage. May 2021 occupational wages were updated to June 2022 using Employment Cost Index (ECI) factors.

STATEWIDE Occupational Employment & Wages	SOC Code	May 2021 Estimated Employment	JUNE 2022			
			Entry Level Wage *	Mean (Average) Wage *	Median Wage *	Experienced Wage *
Insurance Appraisers, Auto Damage	13-1032	NP	\$36.37	\$43.55	\$48.62	\$4715
Compliance Officers	13-1041	1,770	\$28.09	\$49.39	\$43.32	\$60.04
Cost Estimators	13-1051	840	\$22.29	\$34.91	\$31.95	\$41.21
Human Resources Specialists	13-1071	3,140	\$22.56	\$35.95	\$31.34	\$42.64
Labor Relations Specialists	13-1075	120	\$9.79	\$32.03	\$31.37	\$43.15
Logisticians	13-1081	790	\$27.17	\$39.78	\$39.14	\$46.08
Project Management Specialists	13-1082	3,980	\$29.54	\$46.49	\$41.28	\$54.96
Management Analysts	13-1111	3,300	\$32.03	\$52.64	\$48.95	\$62.94
Meeting, Convention, and Event Planners	13-1121	450	\$17.57	\$26.67	\$24.37	\$31.23
Fundraisers	13-1131	530	\$20.96	\$31.46	\$30.39	\$36.70
Compensation, Benefits, and Job Analysis Specialists	13-1141	320	\$26.49	\$36.17	\$31.95	\$41.01
Training and Development Specialists	13-1151	1,690	\$19.49	\$34.50	\$31.14	\$42.01
Market Research Analysts and Marketing Specialists	13-1161	3,240	\$21.02	\$36.59	\$31.95	\$44.38
Business Operations Specialists, All Other	13-1199	2,430	\$23.18	\$38.86	\$33.93	\$46.70
Accountants and Auditors	13-2011	5,880	\$26.68	\$39.65	\$38.40	\$46.14
Property Appraisers and Assessors	13-2020	200	\$24.28	\$36.58	\$37.03	\$42.71
Budget Analysts	13-2031	50	\$27.41	\$39.45	\$38.07	\$45.46
Credit Analysts	13-2041	210	\$25.68	\$41.80	\$39.67	\$49.85
Financial and Investment Analysts	13-2051	840	\$30.65	\$46.09	\$41.10	\$53.82
Personal Financial Advisors	13-2052	1,210	\$26.12	\$54.43	\$40.75	\$68.59
Insurance Underwriters	13-2053	570	\$26.53	\$43.53	\$39.14	\$52.02
Financial Risk Specialists	13-2054	170	\$11.84	\$35.04	\$35.57	\$46.63
Financial Examiners	13-2061	130	\$29.88	\$45.95	\$44.51	\$53.98
Credit Counselors	13-2071	560	\$18.39	\$23.05	\$23.32	\$25.37
Loan Officers	13-2072	1,320	\$23.08	\$47.03	\$38.72	\$59.01
Tax Examiners and Collectors, and Revenue Agents	13-2081	330	\$16.91	\$27.33	\$24.31	\$32.53
Tax Preparers	13-2082	570	\$15.14	\$27.42	\$24.45	\$33.56
Financial Specialists, All Other	13-2099	320	\$23.50	\$37.77	\$34.67	\$44.91
<b>Computer and Mathematical Occupations</b>	<b>15-0000</b>	<b>20,670</b>	<b>\$27.78</b>	<b>\$47.92</b>	<b>\$46.52</b>	<b>\$58.00</b>
Computer Systems Analysts	15-1211	2,580	\$33.95	\$53.07	\$50.73	\$62.64
Information Security Analysts	15-1212	470	\$37.53	\$55.53	\$51.37	\$64.54
Computer Network Support Specialists	15-1231	1,000	\$24.52	\$37.35	\$37.36	\$43.77
Computer User Support Specialists	15-1232	3,150	\$20.32	\$29.57	\$29.75	\$34.18
Computer Network Architects	15-1241	330	\$36.81	\$55.71	\$51.84	\$65.17
Database Administrators	15-1242	250	\$35.71	\$51.96	\$50.82	\$60.09
Database Architects	15-1243	140	\$32.15	\$49.23	\$48.21	\$57.77
Network and Computer Systems Administrators	15-1244	2,140	\$32.12	\$46.14	\$41.05	\$53.16
Computer Programmers	15-1251	790	\$24.08	\$44.63	\$39.28	\$54.89
Software Developers	15-1252	6,580	\$39.59	\$58.84	\$53.70	\$68.47
Software Quality Assurance Analysts and Testers	15-1253	1,010	\$25.68	\$44.72	\$45.46	\$54.23
Web Developers	15-1254	360	\$21.24	\$34.37	\$31.43	\$40.94

\* Some occupations, such as teachers, have a nonstandard workweek and are not paid by the hour. For these occupations, annual salaries are displayed instead of hourly wage. May 2021 occupational wages were updated to June 2022 using Employment Cost Index (ECI) factors.

STATEWIDE Occupational Employment & Wages	SOC Code	May 2021 Estimated Employment	JUNE 2022			
			Entry Level Wage *	Mean (Average) Wage *	Median Wage *	Experienced Wage *
Web and Digital Interface Designers	15-1255	290	\$23.25	\$38.73	\$34.91	\$46.48
Computer Occupations, All Other	15-1299	730	\$19.75	\$41.74	\$39.15	\$52.73
Actuaries	15-2011	30	\$53.90	\$75.57	\$66.06	\$86.42
Operations Research Analysts	15-2031	370	\$27.89	\$40.95	\$38.82	\$47.48
Statisticians	15-2041	70	\$32.43	\$45.60	\$39.28	\$52.18
Data Scientists	15-2051	310	\$31.43	\$48.35	\$46.19	\$56.82
<b>Architecture and Engineering Occupations</b>	<b>17-0000</b>	<b>13,250</b>	<b>\$28.23</b>	<b>\$45.67</b>	<b>\$40.34</b>	<b>\$54.39</b>
Architects, Except Landscape and Naval	17-1011	240	\$25.86	\$46.37	\$39.36	\$56.63
Cartographers and Photogrammetrists	17-1021	110	\$20.67	\$32.62	\$30.25	\$38.60
Surveyors	17-1022	190	\$24.40	\$33.96	\$33.06	\$38.74
Bioengineers and Biomedical Engineers	17-2031	NP	\$59.47	\$92.77	\$64.94	\$109.42
Chemical Engineers	17-2041	120	\$31.39	\$44.29	\$39.50	\$50.74
Civil Engineers	17-2051	1,430	\$30.50	\$45.89	\$39.97	\$53.58
Computer Hardware Engineers	17-2061	270	\$41.80	\$66.21	\$65.04	\$78.41
Electrical Engineers	17-2071	2,180	\$39.27	\$57.30	\$54.57	\$66.32
Electronics Engineers, Except Computer	17-2072	290	\$38.19	\$55.31	\$49.98	\$63.88
Environmental Engineers	17-2081	260	\$33.44	\$51.92	\$50.47	\$61.15
Health and Safety Engineers, Except Mining Safety Engineers and Inspectors	17-2111	40	\$38.37	\$59.34	\$63.96	\$69.84
Industrial Engineers	17-2112	1,830	\$35.09	\$48.69	\$49.01	\$55.49
Materials Engineers	17-2131	40	\$40.55	\$52.07	\$48.25	\$57.82
Mechanical Engineers	17-2141	2,100	\$35.05	\$49.38	\$49.01	\$56.55
Nuclear Engineers	17-2161	160	\$49.79	\$64.79	\$64.42	\$72.30
Engineers, All Other	17-2199	440	\$31.23	\$49.38	\$46.30	\$58.45
Architectural and Civil Drafters	17-3011	590	\$21.43	\$30.70	\$30.30	\$35.33
Electrical and Electronics Drafters	17-3012	70	\$23.99	\$34.54	\$31.95	\$39.81
Mechanical Drafters	17-3013	170	\$24.09	\$33.18	\$31.06	\$37.71
Civil Engineering Technologists and Technicians	17-3022	80	\$22.63	\$29.44	\$29.85	\$32.85
Electrical and Electronic Engineering Technologists and Technicians	17-3023	690	\$23.98	\$32.59	\$31.41	\$36.90
Electro-Mechanical and Mechatronics Technologists and Technicians	17-3024	110	\$26.41	\$34.69	\$32.36	\$38.84
Environmental Engineering Technologists and Technicians	17-3025	60	\$20.54	\$29.67	\$30.49	\$34.23
Industrial Engineering Technologists and Technicians	17-3026	560	\$24.09	\$30.38	\$30.30	\$33.52
Mechanical Engineering Technologists and Technicians	17-3027	480	\$23.21	\$30.17	\$30.49	\$33.66
Calibration Technologists and Technicians	17-3028	40	\$20.76	\$31.94	\$24.41	\$37.53
Engineering Technologists and Technicians, Except Drafters, All Other	17-3029	290	\$22.88	\$30.88	\$30.30	\$34.88
Surveying and Mapping Technicians	17-3031	320	\$19.71	\$25.98	\$24.42	\$29.12
<b>Life, Physical, and Social Science Occupations</b>	<b>19-0000</b>	<b>4,580</b>	<b>\$22.80</b>	<b>\$40.37</b>	<b>\$36.82</b>	<b>\$49.15</b>
Food Scientists and Technologists	19-1012	50	\$36.65	\$45.35	\$48.00	\$49.70

\* Some occupations, such as teachers, have a nonstandard workweek and are not paid by the hour. For these occupations, annual salaries are displayed instead of hourly wage. May 2021 occupational wages were updated to June 2022 using Employment Cost Index (ECI) factors.

STATEWIDE Occupational Employment & Wages	SOC Code	May 2021 Estimated Employment	JUNE 2022			
			Entry Level Wage *	Mean (Average) Wage *	Median Wage *	Experienced Wage *
Biochemists and Biophysicists	19-1021	NP	\$32.17	\$47.81	\$49.11	\$55.63
Microbiologists	19-1022	120	\$26.78	\$36.47	\$32.45	\$41.32
Zoologists and Wildlife Biologists	19-1023	90	\$22.41	\$33.10	\$33.91	\$38.46
Biological Scientists, All Other	19-1029	100	\$22.34	\$37.61	\$39.65	\$45.25
Conservation Scientists	19-1031	90	\$26.29	\$38.59	\$37.30	\$44.74
Foresters	19-1032	80	\$24.77	\$33.69	\$31.15	\$38.15
Medical Scientists, Except Epidemiologists	19-1042	280	\$33.85	\$55.53	\$40.62	\$66.37
Physicists	19-2012	120	\$34.87	\$60.64	\$52.33	\$73.52
Chemists	19-2031	230	\$28.25	\$44.92	\$51.10	\$53.26
Materials Scientists	19-2032	130	\$47.79	\$76.11	\$84.05	\$90.27
Environmental Scientists and Specialists, Including Health	19-2041	410	\$26.25	\$41.17	\$37.01	\$48.63
Geoscientists, Except Hydrologists and Geographers	19-2042	70	\$30.09	\$41.75	\$36.34	\$47.58
Hydrologists	19-2043	70	\$33.38	\$55.58	\$44.49	\$66.69
Economists	19-3011	NP	\$33.13	\$62.84	\$72.15	\$77.69
Clinical and Counseling Psychologists	19-3033	160	\$28.29	\$48.23	\$47.59	\$58.19
School Psychologists	19-3034	220	\$25.33	\$35.75	\$38.32	\$40.97
Psychologists, All Other	19-3039	30	\$25.98	\$49.80	\$59.26	\$61.71
Urban and Regional Planners	19-3051	200	\$25.90	\$36.66	\$37.74	\$42.05
Anthropologists and Archeologists	19-3091	30	\$23.74	\$42.37	\$25.27	\$51.68
Political Scientists	19-3094	60	\$29.84	\$42.77	\$41.47	\$49.24
Social Scientists and Related Workers, All Other	19-3099	80	\$29.20	\$40.93	\$36.97	\$46.79
Food Science Technicians	19-4013	NP	\$18.02	\$24.56	\$22.85	\$27.84
Biological Technicians	19-4021	340	\$17.99	\$24.53	\$24.22	\$27.80
Chemical Technicians	19-4031	180	\$17.94	\$25.58	\$23.72	\$29.41
Environmental Science and Protection Technicians, Including Health	19-4042	140	\$19.85	\$26.58	\$24.04	\$29.94
Forest and Conservation Technicians	19-4071	100	\$13.92	\$20.53	\$17.74	\$23.83
Forensic Science Technicians	19-4092	40	\$27.78	\$36.25	\$38.96	\$40.50
Life, Physical, and Social Science Technicians, All Other	19-4099	120	\$18.89	\$32.12	\$25.12	\$38.74
Occupational Health and Safety Specialists	19-5011	440	\$26.07	\$42.25	\$39.97	\$50.34
Occupational Health and Safety Technicians	19-5012	40	\$22.30	\$28.06	\$24.70	\$30.95
<b>Community and Social Service Occupations</b>	<b>21-0000</b>	<b>10,550</b>	<b>\$17.35</b>	<b>\$25.57</b>	<b>\$23.67</b>	<b>\$29.68</b>
Educational, Guidance, and Career Counselors and Advisors	21-1012	3,080	\$19.05	\$26.93	\$24.49	\$30.86
Marriage and Family Therapists	21-1013	90	\$18.46	\$25.35	\$23.39	\$28.78
Rehabilitation Counselors	21-1015	290	\$16.14	\$22.92	\$22.42	\$26.31
Substance abuse, behavioral disorder, and mental health counselors	21-1018	2,080	\$16.86	\$23.96	\$23.46	\$27.50
Counselors, All Other	21-1019	NP	\$16.83	\$21.04	\$19.38	\$23.14
Child, Family, and School Social Workers	21-1021	850	\$20.91	\$28.01	\$24.50	\$31.54
Healthcare Social Workers	21-1022	530	\$26.76	\$34.34	\$32.14	\$38.12
Mental Health and Substance Abuse Social Workers	21-1023	370	\$21.86	\$30.66	\$30.94	\$35.07
Social Workers, All Other	21-1029	100	\$28.73	\$39.06	\$40.52	\$44.23

\* Some occupations, such as teachers, have a nonstandard workweek and are not paid by the hour. For these occupations, annual salaries are displayed instead of hourly wage. May 2021 occupational wages were updated to June 2022 using Employment Cost Index (ECI) factors.



STATEWIDE Occupational Employment & Wages	SOC Code	May 2021 Estimated Employment	JUNE 2022			
			Entry Level Wage *	Mean (Average) Wage *	Median Wage *	Experienced Wage *
Health Education Specialists	21-1091	180	\$23.61	\$35.49	\$31.98	\$41.43
Probation Officers and Correctional Treatment Specialists	21-1092	190	\$27.15	\$33.01	\$33.91	\$35.94
Social and Human Service Assistants	21-1093	1,730	\$14.45	\$18.82	\$18.58	\$20.99
Community Health Workers	21-1094	280	\$15.64	\$21.52	\$19.54	\$24.46
Community and Social Service Specialists, All Other	21-1099	600	\$17.70	\$24.24	\$23.72	\$27.50
Clergy	21-2011	110	\$20.31	\$30.51	\$31.13	\$35.60
<b>Legal Occupations</b>	<b>23-0000</b>	<b>3,280</b>	<b>\$25.93</b>	<b>\$50.02</b>	<b>\$39.22</b>	<b>\$62.05</b>
Lawyers	23-1011	1,960	\$34.43	\$62.51	\$49.72	\$76.55
Administrative Law Judges, Adjudicators, and Hearing Officers	23-1021	140	\$25.53	\$40.49	\$32.45	\$47.98
Arbitrators, Mediators, and Conciliators	23-1022	40	\$25.69	\$30.69	\$30.07	\$33.18
Paralegals and Legal Assistants	23-2011	1,030	\$21.47	\$29.85	\$29.59	\$34.03
Title Examiners, Abstractors, and Searchers	23-2093	NP	\$19.37	\$24.36	\$20.66	\$26.86
Legal Support Workers, All Other	23-2099	60	\$25.86	\$43.73	\$38.21	\$52.66
<b>Educational Instruction and Library Occupations</b>	<b>25-0000</b>	<b>40,530</b>	<b>\$15.61</b>	<b>\$28.70</b>	<b>\$24.72</b>	<b>\$35.23</b>
Business Teachers, Postsecondary	25-1011	520	\$57,616	\$128,730	\$105,135	\$164,288
Computer Science Teachers, Postsecondary	25-1021	120	\$59,584	\$112,343	\$96,685	\$138,723
Mathematical Science Teachers, Postsecondary	25-1022	180	\$56,437	\$98,400	\$81,245	\$119,382
Engineering Teachers, Postsecondary	25-1032	100	\$83,109	\$129,044	\$103,963	\$152,011
Biological Science Teachers, Postsecondary	25-1042	230	\$65,406	\$139,389	\$130,468	\$176,381
Atmospheric, Earth, Marine, and Space Sciences Teachers, Postsecondary	25-1051	60	\$62,556	\$92,767	\$82,052	\$107,872
Chemistry Teachers, Postsecondary	25-1052	40	\$68,060	\$117,543	\$107,938	\$142,285
Environmental Science Teachers, Postsecondary	25-1053	60	\$59,535	\$106,475	\$100,875	\$129,944
Economics Teachers, Postsecondary	25-1063	70	\$89,015	\$176,243	\$164,687	\$219,857
Political Science Teachers, Postsecondary	25-1065	60	\$82,263	\$133,183	\$103,963	\$158,643
Psychology Teachers, Postsecondary	25-1066	150	\$56,721	\$90,747	\$82,381	\$107,760
Sociology Teachers, Postsecondary	25-1067	100	\$46,657	\$88,507	\$83,860	\$109,431
Social Sciences Teachers, Postsecondary, All Other	25-1069	50	\$41,290	\$78,469	\$67,653	\$97,059
Health Specialties Teachers, Postsecondary	25-1071	480	\$52,318	\$139,006	\$109,544	\$182,350
Nursing Instructors and Teachers, Postsecondary	25-1072	220	\$58,719	\$83,701	\$82,276	\$96,192
Education Teachers, Postsecondary	25-1081	360	\$44,953	\$77,701	\$66,880	\$94,075
Criminal Justice and Law Enforcement Teachers, Postsecondary	25-1111	90	\$54,230	\$80,463	\$74,143	\$93,579
Social Work Teachers, Postsecondary	25-1113	50	\$38,351	\$76,281	\$69,618	\$95,246
Art, Drama, and Music Teachers, Postsecondary	25-1121	370	\$47,793	\$90,949	\$81,046	\$112,527
Communications Teachers, Postsecondary	25-1122	80	\$55,515	\$86,100	\$81,536	\$101,392
English Language and Literature Teachers, Postsecondary	25-1123	260	\$52,503	\$91,705	\$81,597	\$111,307
Foreign Language and Literature Teachers, Postsecondary	25-1124	140	#	#	#	#
History Teachers, Postsecondary	25-1125	90	\$65,355	\$101,915	\$100,937	\$120,195
Philosophy and Religion Teachers, Postsecondary	25-1126	150	\$48,006	\$82,287	\$65,706	\$99,428

\* Some occupations, such as teachers, have a nonstandard workweek and are not paid by the hour. For these occupations, annual salaries are displayed instead of hourly wage. May 2021 occupational wages were updated to June 2022 using Employment Cost Index (ECI) factors.

STATEWIDE Occupational Employment & Wages	SOC Code	May 2021 Estimated Employment	JUNE 2022			
			Entry Level Wage *	Mean (Average) Wage *	Median Wage *	Experienced Wage *
Recreation and Fitness Studies Teachers, Postsecondary	25-1193	50	\$32,822	\$70,691	\$51,066	\$89,626
Career/Technical Education Teachers, Postsecondary	25-1194	340	\$22.82	\$34.37	\$30.93	\$40.14
Postsecondary Teachers, All Other	25-1199	230	\$32,260	\$81,632	\$64,561	\$106,319
Preschool Teachers, Except Special Education	25-2011	2,810	\$13.80	\$16.71	\$14.91	\$18.16
Kindergarten Teachers, Except Special Education	25-2012	550	\$47,607	\$65,033	\$64,209	\$73,747
Elementary School Teachers, Except Special Education	25-2021	6,100	\$46,604	\$64,451	\$64,073	\$73,376
Middle School Teachers, Except Special and Career/ Technical Education	25-2022	3,510	\$47,773	\$65,829	\$64,511	\$74,856
Career/Technical Education Teachers, Middle School	25-2023	40	\$55,480	\$71,325	\$72,172	\$79,248
Secondary School Teachers, Except Special and Career/ Technical Education	25-2031	4,830	\$49,794	\$68,829	\$64,700	\$78,347
Career/Technical Education Teachers, Secondary School	25-2032	210	\$45,643	\$64,040	\$64,073	\$73,239
Special Education Teachers, Kindergarten and Elementary School	25-2052	1,260	\$45,971	\$64,653	\$64,071	\$73,994
Special Education Teachers, Middle School	25-2057	620	\$46,800	\$63,824	\$63,739	\$72,336
Special Education Teachers, Secondary School	25-2058	640	\$50,488	\$67,481	\$64,700	\$75,977
Special Education Teachers, All Other	25-2059	440	\$50,169	\$58,956	\$60,274	\$63,349
Adult Basic Education, Adult Secondary Education, and English as a Second Language Instructors	25-3011	110	\$18.28	\$24.45	\$23.60	\$27.54
Self-Enrichment Teachers	25-3021	1,460	\$16.50	\$27.58	\$24.54	\$33.11
Substitute Teachers, Short-Term	25-3031	910	\$12.19	\$17.03	\$14.65	\$19.45
Tutors	25-3041	590	\$13.71	\$19.88	\$18.70	\$22.96
Teachers and Instructors, All Other	25-3099	370	\$42,523	\$59,469	\$63,223	\$67,942
Archivists	25-4011	30	\$15.41	\$23.72	\$23.67	\$27.87
Curators	25-4012	80	\$19.87	\$31.66	\$29.93	\$37.55
Museum Technicians and Conservators	25-4013	30	\$17.80	\$23.51	\$23.60	\$26.35
Librarians and Media Collections Specialists	25-4022	1,050	\$21.50	\$31.84	\$30.80	\$37.00
Library Technicians	25-4031	520	\$14.92	\$20.35	\$19.12	\$23.06
Instructional Coordinators	25-9031	660	\$24.80	\$35.30	\$32.42	\$40.55
Teaching Assistants, Postsecondary	25-9044	100	\$28,182	\$44,897	\$44,548	\$53,255
Teaching Assistants, Except Postsecondary	25-9045	8,760	\$25,707	\$35,301	\$37,507	\$40,099
Educational Instruction and Library Workers, All Other	25-9099	130	\$11.91	\$20.33	\$18.77	\$24.55
<b>Arts, Design, Entertainment, Sports, and Media Occupations</b>	<b>27-0000</b>	<b>6,620</b>	<b>\$15.82</b>	<b>\$29.29</b>	<b>\$24.76</b>	<b>\$36.03</b>
Art Directors	27-1011	140	\$33.97	\$46.76	\$48.97	\$53.17
Craft Artists	27-1012	50	\$15.76	\$19.91	\$19.04	\$21.98
Fine Artists, Including Painters, Sculptors, and Illustrators	27-1013	NP	\$15.31	\$21.42	\$17.78	\$24.48
Special Effects Artists and Animators	27-1014	NP	\$31.05	\$38.59	\$35.20	\$42.37
Commercial and Industrial Designers	27-1021	130	\$22.17	\$36.16	\$31.71	\$43.15
Fashion Designers	27-1022	130	\$28.19	\$46.01	\$48.22	\$54.91
Floral Designers	27-1023	220	\$12.44	\$16.37	\$15.00	\$18.33
Graphic Designers	27-1024	710	\$19.51	\$27.84	\$25.15	\$31.99
Interior Designers	27-1025	190	\$21.65	\$34.16	\$31.14	\$40.41

\* Some occupations, such as teachers, have a nonstandard workweek and are not paid by the hour. For these occupations, annual salaries are displayed instead of hourly wage. May 2021 occupational wages were updated to June 2022 using Employment Cost Index (ECI) factors.

STATEWIDE Occupational Employment & Wages	SOC Code	May 2021 Estimated Employment	JUNE 2022			
			Entry Level Wage *	Mean (Average) Wage *	Median Wage *	Experienced Wage *
Merchandise Displayers and Window Trimmers	27-1026	630	\$14.33	\$19.00	\$18.47	\$21.33
Producers and Directors	27-2012	230	\$19.00	\$37.94	\$31.86	\$47.41
Coaches and Scouts	27-2022	800	\$22,067	\$49,710	\$41,849	\$63,531
Umpires, Referees, and Other Sports Officials	27-2023	60	\$34,007	\$56,042	\$53,846	\$67,059
Broadcast Announcers and Radio Disc Jockeys	27-3011	80	\$12.83	\$19.75	\$15.73	\$23.21
News Analysts, Reporters, and Journalists	27-3023	140	\$15.52	\$25.81	\$19.31	\$30.95
Public Relations Specialists	27-3031	1,080	\$19.90	\$32.38	\$30.84	\$38.63
Editors	27-3041	390	\$20.40	\$30.34	\$28.03	\$35.31
Technical Writers	27-3042	160	\$28.47	\$41.00	\$39.12	\$47.27
Writers and Authors	27-3043	350	\$18.94	\$38.18	\$31.04	\$47.79
Interpreters and Translators	27-3091	260	\$20.29	\$27.06	\$24.56	\$30.46
Audio and Video Technicians	27-4011	220	\$19.07	\$26.64	\$23.76	\$30.42
Broadcast Technicians	27-4012	150	\$18.74	\$33.06	\$29.74	\$40.22
Photographers	27-4021	80	\$18.07	\$27.57	\$24.90	\$32.31
Camera Operators, Television, Video, and Film	27-4031	80	\$14.59	\$22.17	\$19.13	\$25.96
Film and Video Editors	27-4032	70	\$20.77	\$49.71	\$40.29	\$64.18
Media and Communication Equipment Workers, All Other	27-4099	30	\$17.33	\$27.96	\$24.61	\$33.28
<b>Healthcare Practitioners and Technical Occupations</b>	<b>29-0000</b>	<b>39,220</b>	<b>\$23.98</b>	<b>\$52.10</b>	<b>\$38.85</b>	<b>\$66.15</b>
Chiropractors	29-1011	120	\$24.44	\$45.56	\$39.00	\$56.12
Dentists, General	29-1021	350	\$43.32	\$113.28	#	#
Orthodontists	29-1023	40	#	#	#	#
Dietitians and Nutritionists	29-1031	260	\$24.12	\$33.42	\$32.03	\$38.07
Optometrists	29-1041	170	\$47.53	\$62.85	\$61.15	\$70.51
Pharmacists	29-1051	1,190	\$49.54	\$64.85	\$65.73	\$72.50
Physician Assistants	29-1071	800	\$49.62	\$69.10	\$64.50	\$78.84
Podiatrists	29-1081	40	\$50.66	\$92.03	\$77.55	\$112.71
Occupational Therapists	29-1122	920	\$32.22	\$41.67	\$39.80	\$46.39
Physical Therapists	29-1123	1,290	\$33.78	\$43.38	\$42.11	\$48.18
Radiation Therapists	29-1124	80	\$36.39	\$47.53	\$48.11	\$53.10
Recreational Therapists	29-1125	80	\$23.94	\$28.31	\$27.19	\$30.50
Respiratory Therapists	29-1126	400	\$29.09	\$35.56	\$37.56	\$38.81
Speech-Language Pathologists	29-1127	810	\$29.31	\$40.39	\$38.89	\$45.91
Exercise Physiologists	29-1128	40	\$23.57	\$29.08	\$29.74	\$31.84
Veterinarians	29-1131	570	\$34.73	\$57.31	\$50.90	\$68.61
Registered Nurses	29-1141	12,890	\$29.61	\$39.38	\$38.86	\$44.27
Nurse Anesthetists	29-1151	230	\$95.20	\$114.29	#	\$123.82
Nurse Midwives	29-1161	90	\$45.72	\$56.02	\$51.07	\$61.17
Nurse Practitioners	29-1171	1,360	\$46.61	\$60.75	\$60.92	\$67.82
Audiologists	29-1181	90	\$29.14	\$42.47	\$39.12	\$49.14
Anesthesiologists	29-1211	140	#	#	#	#
Cardiologists	29-1212	220	\$134.42	\$181.72	#	#

\* Some occupations, such as teachers, have a nonstandard workweek and are not paid by the hour. For these occupations, annual salaries are displayed instead of hourly wage. May 2021 occupational wages were updated to June 2022 using Employment Cost Index (ECI) factors.

STATEWIDE Occupational Employment & Wages	SOC Code	May 2021 Estimated Employment	JUNE 2022			
			Entry Level Wage *	Mean (Average) Wage *	Median Wage *	Experienced Wage *
Emergency Medicine Physicians	29-1214	360	#	#	#	#
Family Medicine Physicians	29-1215	840	\$88.58	\$148.35	#	#
General Internal Medicine Physicians	29-1216	180	\$94.76	\$152.96	#	#
Neurologists	29-1217	80	\$332,446	#	#	#
Obstetricians and Gynecologists	29-1218	110	\$113.88	\$169.47	#	#
Pediatricians, General	29-1221	230	\$96.01	\$132.21	#	#
Psychiatrists	29-1223	100	\$97.22	\$160.89	#	#
Radiologists	29-1224	130	#	#	#	#
Physicians, All Other	29-1229	1,060	\$31.19	\$117.16	#	\$160.16
Ophthalmologists, Except Pediatric	29-1241	70	\$97.54	\$156.38	#	#
Orthopedic Surgeons, Except Pediatric	29-1242	160	#	#	#	#
Surgeons, All Other	29-1249	350	#	#	#	#
Dental Hygienists	29-1292	1,410	\$35.82	\$41.59	\$39.41	\$44.48
Healthcare Diagnosing or Treating Practitioners, All Other	29-1299	70	\$32.39	\$65.31	\$56.79	\$81.76
Clinical Laboratory Technologists and Technicians	29-2010	600	\$23.64	\$33.68	\$37.55	\$38.69
Cardiovascular Technologists and Technicians	29-2031	210	\$20.88	\$35.08	\$37.74	\$42.19
Diagnostic Medical Sonographers	29-2032	250	\$34.42	\$42.85	\$40.58	\$47.06
Nuclear Medicine Technologists	29-2033	60	\$36.64	\$44.00	\$40.86	\$47.68
Radiologic Technologists and Technicians	29-2034	980	\$26.53	\$35.34	\$32.12	\$39.75
Magnetic Resonance Imaging Technologists	29-2035	220	\$33.61	\$40.92	\$40.02	\$44.57
Emergency Medical Technicians	29-2042	770	\$14.14	\$17.95	\$17.22	\$19.85
Paramedics	29-2043	360	\$21.65	\$26.49	\$24.47	\$28.90
Dietetic Technicians	29-2051	80	\$11.70	\$15.72	\$14.67	\$17.73
Pharmacy Technicians	29-2052	1,860	\$14.55	\$18.72	\$18.52	\$20.81
Surgical Technologists	29-2055	450	\$20.13	\$26.90	\$26.09	\$30.29
Veterinary Technologists and Technicians	29-2056	900	\$16.94	\$20.83	\$19.56	\$22.77
Ophthalmic Medical Technicians	29-2057	430	\$16.71	\$21.47	\$19.08	\$23.84
Licensed Practical and Licensed Vocational Nurses	29-2061	2,080	\$23.63	\$29.75	\$29.88	\$32.82
Medical Records Specialists	29-2072	710	\$16.16	\$22.03	\$19.22	\$24.97
Opticians, Dispensing	29-2081	380	\$16.55	\$22.37	\$19.19	\$25.27
Orthotists and Prosthetists	29-2091	60	\$25.41	\$39.13	\$38.97	\$45.99
Hearing Aid Specialists	29-2092	30	\$18.39	\$25.75	\$28.43	\$29.42
Health Technologists and Technicians, All Other	29-2099	440	\$18.37	\$25.80	\$23.60	\$29.50
Health Information Technologists and Medical Registrars	29-9021	230	\$18.81	\$32.15	\$30.37	\$38.82
Athletic Trainers	29-9091	220	\$41,492	\$52,138	\$49,572	\$57,462
Surgical Assistants	29-9093	200	\$23.95	\$37.23	\$30.31	\$43.86
Healthcare Practitioners and Technical Workers, All Other	29-9099	180	\$22.15	\$36.34	\$37.56	\$43.42
<b>Healthcare Support Occupations</b>	<b>31-0000</b>	<b>22,470</b>	<b>\$14.34</b>	<b>\$18.96</b>	<b>\$19.00</b>	<b>\$21.27</b>
Home Health and Personal Care Aides	31-1120	7,990	\$13.18	\$16.01	\$15.32	\$17.43
Nursing Assistants	31-1131	7,060	\$15.32	\$18.81	\$19.18	\$20.56
Orderlies	31-1132	100	\$14.37	\$17.86	\$15.86	\$19.60

\* Some occupations, such as teachers, have a nonstandard workweek and are not paid by the hour. For these occupations, annual salaries are displayed instead of hourly wage. May 2021 occupational wages were updated to June 2022 using Employment Cost Index (ECI) factors.

STATEWIDE Occupational Employment & Wages	SOC Code	May 2021 Estimated Employment	JUNE 2022			
			Entry Level Wage *	Mean (Average) Wage *	Median Wage *	Experienced Wage *
Psychiatric Aides	31-1133	320	\$18.52	\$21.86	\$22.29	\$23.52
Occupational Therapy Assistants	31-2011	110	\$27.96	\$34.23	\$32.85	\$37.36
Physical Therapist Assistants	31-2021	320	\$23.48	\$31.34	\$32.12	\$35.26
Physical Therapist Aides	31-2022	70	\$14.39	\$17.84	\$16.17	\$19.56
Massage Therapists	31-9011	240	\$15.82	\$26.37	\$25.03	\$31.63
Dental Assistants	31-9091	1,380	\$21.52	\$25.81	\$24.84	\$27.95
Medical Assistants	31-9092	2,840	\$17.24	\$21.06	\$19.93	\$22.97
Medical Equipment Preparers	31-9093	330	\$16.21	\$20.73	\$19.96	\$23.00
Medical Transcriptionists	31-9094	140	\$15.43	\$20.38	\$19.93	\$22.85
Veterinary Assistants and Laboratory Animal Caretakers	31-9096	480	\$13.48	\$16.62	\$15.71	\$18.20
Phlebotomists	31-9097	660	\$17.44	\$21.13	\$19.96	\$22.97
Healthcare Support Workers, All Other	31-9099	420	\$13.43	\$18.97	\$18.96	\$21.73
<b>Protective Service Occupations</b>	<b>33-0000</b>	<b>11,940</b>	<b>\$16.72</b>	<b>\$28.80</b>	<b>\$26.47</b>	<b>\$34.83</b>
First-Line Supervisors of Correctional Officers	33-1011	80	\$30.17	\$37.03	\$35.97	\$40.45
First-Line Supervisors of Police and Detectives	33-1012	640	\$37.03	\$48.22	\$44.49	\$53.82
First-Line Supervisors of Firefighting and Prevention Workers	33-1021	440	\$29.01	\$41.38	\$41.21	\$47.57
First-Line Supervisors of Security Workers	33-1091	130	\$20.91	\$35.83	\$33.30	\$43.28
First-Line Supervisors of Protective Service Workers, All Other	33-1099	100	\$25.34	\$42.99	\$36.65	\$51.82
Firefighters	33-2011	2,400	\$18.34	\$27.26	\$26.23	\$31.73
Fire Inspectors and Investigators	33-2021	50	\$27.62	\$35.22	\$34.10	\$39.02
Forest Fire Inspectors and Prevention Specialists	33-2022	40	\$13.78	\$21.37	\$16.97	\$25.17
Bailiffs	33-3011	NP	\$13.79	\$18.55	\$16.12	\$20.93
Correctional Officers and Jailers	33-3012	650	\$21.54	\$26.80	\$26.28	\$29.44
Detectives and Criminal Investigators	33-3021	360	\$29.89	\$44.36	\$41.81	\$51.58
Parking Enforcement Workers	33-3041	70	\$16.95	\$21.01	\$20.89	\$23.04
Police and Sheriff's Patrol Officers	33-3051	2,890	\$25.18	\$33.21	\$32.41	\$37.23
Animal Control Workers	33-9011	50	\$15.39	\$21.55	\$20.71	\$24.63
Private Detectives and Investigators	33-9021	200	\$25.41	\$37.83	\$33.74	\$44.04
Security Guards	33-9032	2,500	\$13.86	\$20.13	\$17.92	\$23.26
Crossing Guards and Flaggers	33-9091	590	\$14.60	\$18.56	\$19.09	\$20.55
Lifeguards, Ski Patrol, and Other Recreational Protective Service Workers	33-9092	190	\$10.39	\$13.13	\$12.80	\$14.51
School Bus Monitors	33-9094	NP	\$14.80	\$18.04	\$18.49	\$19.66
Protective Service Workers, All Other	33-9099	300	\$12.33	\$18.11	\$16.41	\$21.00
<b>Food Preparation and Serving Related Occupations</b>	<b>35-0000</b>	<b>50,980</b>	<b>\$10.85</b>	<b>\$16.21</b>	<b>\$14.94</b>	<b>\$18.89</b>
Chefs and Head Cooks	35-1011	830	\$20.72	\$32.39	\$30.98	\$38.23
First-Line Supervisors of Food Preparation and Serving Workers	35-1012	4,620	\$16.06	\$22.26	\$20.49	\$25.37
Cooks, Fast Food	35-2011	930	\$12.27	\$15.26	\$14.95	\$16.75
Cooks, Institution and Cafeteria	35-2012	1,400	\$15.22	\$20.65	\$20.00	\$23.36

\* Some occupations, such as teachers, have a nonstandard workweek and are not paid by the hour. For these occupations, annual salaries are displayed instead of hourly wage. May 2021 occupational wages were updated to June 2022 using Employment Cost Index (ECI) factors.

STATEWIDE Occupational Employment & Wages	SOC Code	May 2021 Estimated Employment	JUNE 2022			
			Entry Level Wage *	Mean (Average) Wage *	Median Wage *	Experienced Wage *
Cooks, Restaurant	35-2014	5,480	\$14.79	\$18.79	\$19.19	\$20.80
Cooks, Short Order	35-2015	2,860	\$11.70	\$14.53	\$14.72	\$15.95
Cooks, All Other	35-2019	NP	\$15.87	\$18.23	\$16.03	\$19.41
Food Preparation Workers	35-2021	2,710	\$13.05	\$16.39	\$15.85	\$18.07
Bartenders	35-3011	2,580	\$9.22	\$15.94	\$11.38	\$19.30
Fast Food and Counter Workers	35-3023	14,860	\$11.03	\$13.60	\$13.10	\$14.88
Waiters and Waitresses	35-3031	7,260	\$9.46	\$16.68	\$13.28	\$20.29
Food Servers, Nonrestaurant	35-3041	1,300	\$11.84	\$14.86	\$14.86	\$16.37
Dining Room and Cafeteria Attendants and Bartender Helpers	35-9011	1,450	\$9.24	\$12.15	\$11.62	\$13.61
Dishwashers	35-9021	2,310	\$10.37	\$13.54	\$13.05	\$15.11
Hosts and Hostesses, Restaurant, Lounge, and Coffee Shop	35-9031	2,080	\$10.55	\$13.56	\$13.66	\$15.07
Food Preparation and Serving Related Workers, All Other	35-9099	260	\$8.24	\$12.10	\$12.11	\$14.04
<b>Building and Grounds Cleaning and Maintenance Occupations</b>	<b>37-0000</b>	<b>19,590</b>	<b>\$13.88</b>	<b>\$19.06</b>	<b>\$18.46</b>	<b>\$21.66</b>
First-Line Supervisors of Housekeeping and Janitorial Workers	37-1011	830	\$18.15	\$25.57	\$24.60	\$29.28
First-Line Supervisors of Landscaping, Lawn Service, and Groundskeeping Workers	37-1012	750	\$19.86	\$31.12	\$29.57	\$36.75
Janitors and Cleaners, Except Maids and Housekeeping Cleaners	37-2011	8,660	\$13.31	\$17.56	\$16.04	\$19.67
Maids and Housekeeping Cleaners	37-2012	2,540	\$13.54	\$16.01	\$15.50	\$17.25
Building Cleaning Workers, All Other	37-2019	70	\$15.39	\$22.21	\$20.15	\$25.63
Pest Control Workers	37-2021	250	\$18.81	\$24.20	\$24.26	\$26.89
Landscaping and Groundskeeping Workers	37-3011	5,960	\$14.63	\$19.62	\$19.44	\$22.11
Pesticide Handlers, Sprayers, and Applicators, Vegetation	37-3012	120	\$20.49	\$27.17	\$27.00	\$30.51
Tree Trimmers and Pruners	37-3013	390	\$12.27	\$20.50	\$20.43	\$24.61
<b>Personal Care and Service Occupations</b>	<b>39-0000</b>	<b>12,250</b>	<b>\$10.93</b>	<b>\$17.43</b>	<b>\$15.36</b>	<b>\$20.67</b>
First-Line Supervisors of Gambling Services Workers	39-1013	40	\$18.42	\$22.93	\$22.60	\$25.18
First-Line Supervisors of Entertainment and Recreation Workers, Except Gambling Services	39-1014	430	\$17.87	\$24.86	\$24.38	\$28.34
First-Line Supervisors of Personal Service Workers	39-1022	650	\$17.00	\$23.91	\$22.82	\$27.38
Animal Trainers	39-2011	90	\$14.12	\$20.71	\$18.81	\$24.01
Animal Caretakers	39-2021	1,430	\$11.69	\$15.53	\$14.98	\$17.46
Gambling Dealers	39-3011	200	\$9.50	\$11.59	\$9.55	\$12.63
Amusement and Recreation Attendants	39-3091	1,250	\$9.10	\$12.24	\$11.58	\$13.81
Funeral Attendants	39-4021	50	\$17.18	\$22.13	\$24.35	\$24.61
Morticians, Undertakers, and Funeral Arrangers	39-4031	90	\$28.68	\$38.56	\$33.49	\$43.51
Hairdressers, Hairstylists, and Cosmetologists	39-5012	1,860	\$12.38	\$17.81	\$15.36	\$20.53
Manicurists and Pedicurists	39-5092	530	\$13.84	\$17.96	\$18.50	\$20.01
Skincare Specialists	39-5094	130	\$12.37	\$19.95	\$16.60	\$23.74
Tour and travel guides	39-7010	170	\$13.53	\$17.69	\$15.73	\$19.76

\* Some occupations, such as teachers, have a nonstandard workweek and are not paid by the hour. For these occupations, annual salaries are displayed instead of hourly wage. May 2021 occupational wages were updated to June 2022 using Employment Cost Index (ECI) factors.



STATEWIDE Occupational Employment & Wages	SOC Code	May 2021 Estimated Employment	JUNE 2022			
			Entry Level Wage *	Mean (Average) Wage *	Median Wage *	Experienced Wage *
Childcare Workers	39-9011	1,800	\$9.67	\$12.77	\$12.09	\$14.32
Exercise Trainers and Group Fitness Instructors	39-9031	1,360	\$16.03	\$24.10	\$24.58	\$28.15
Recreation Workers	39-9032	1,420	\$10.70	\$16.11	\$15.28	\$18.83
Residential Advisors	39-9041	450	\$14.89	\$18.07	\$16.03	\$19.65
Personal Care and Service Workers, All Other	39-9099	NP	\$12.09	\$15.87	\$12.72	\$17.77
<b>Sales and Related Occupations</b>	<b>41-0000</b>	<b>71,060</b>	<b>\$12.35</b>	<b>\$25.58</b>	<b>\$17.64</b>	<b>\$32.18</b>
First-Line Supervisors of Retail Sales Workers	41-1011	7,060	\$16.70	\$25.28	\$23.68	\$29.56
First-Line Supervisors of Non-Retail Sales Workers	41-1012	1,660	\$29.51	\$51.19	\$49.51	\$62.03
Cashiers	41-2011	17,730	\$11.20	\$13.44	\$12.43	\$14.55
Gambling Change Persons and Booth Cashiers	41-2012	100	\$14.73	\$17.89	\$17.36	\$19.47
Counter and Rental Clerks	41-2021	1,970	\$13.39	\$21.52	\$19.20	\$25.58
Parts Salespersons	41-2022	1,270	\$13.99	\$20.09	\$18.76	\$23.15
Retail Salespersons	41-2031	20,480	\$11.83	\$17.21	\$15.13	\$19.89
Advertising Sales Agents	41-3011	370	\$13.87	\$26.21	\$24.96	\$32.37
Insurance Sales Agents	41-3021	1,720	\$17.60	\$35.33	\$25.46	\$44.21
Securities, Commodities, and Financial Services Sales Agents	41-3031	1,200	\$22.60	\$49.70	\$32.95	\$63.26
Travel Agents	41-3041	120	\$16.68	\$26.41	\$24.70	\$31.27
Sales Representatives of Services, Except Advertising, Insurance, Financial Services, and Travel	41-3091	6,570	\$21.36	\$51.63	\$39.92	\$66.77
Sales Representatives, Wholesale and Manufacturing, Technical and Scientific Products	41-4011	2,100	\$23.69	\$50.50	\$42.20	\$63.90
Sales Representatives, Wholesale and Manufacturing, Except Technical and Scientific Products	41-4012	6,930	\$20.34	\$38.38	\$32.55	\$47.40
Demonstrators and Product Promoters	41-9011	50	\$14.33	\$19.67	\$18.24	\$22.34
Real Estate Brokers	41-9021	70	\$20.96	\$41.98	\$41.04	\$52.49
Real Estate Sales Agents	41-9022	260	\$16.78	\$24.98	\$24.27	\$29.07
Sales Engineers	41-9031	270	\$40.00	\$66.24	\$63.46	\$79.37
Telemarketers	41-9041	300	\$12.24	\$15.79	\$15.58	\$17.55
Sales and Related Workers, All Other	41-9099	830	\$14.44	\$19.37	\$15.37	\$21.84
<b>Office and Administrative Support Occupations</b>	<b>43-0000</b>	<b>89,110</b>	<b>\$15.40</b>	<b>\$22.76</b>	<b>\$20.67</b>	<b>\$26.44</b>
First-Line Supervisors of Office and Administrative Support Workers	43-1011	7,430	\$21.66	\$33.59	\$31.03	\$39.56
Switchboard Operators, Including Answering Service	43-2011	290	\$13.22	\$17.40	\$17.93	\$19.49
Bill and Account Collectors	43-3011	1,070	\$15.02	\$20.01	\$18.69	\$22.51
Billing and Posting Clerks	43-3021	1,880	\$17.14	\$22.82	\$22.51	\$25.66
Bookkeeping, Accounting, and Auditing Clerks	43-3031	8,030	\$15.97	\$22.46	\$23.27	\$25.72
Payroll and Timekeeping Clerks	43-3051	610	\$20.05	\$26.48	\$24.80	\$29.70
Procurement Clerks	43-3061	230	\$16.25	\$21.63	\$19.96	\$24.33
Tellers	43-3071	1,600	\$15.01	\$17.96	\$18.60	\$19.44
Financial Clerks, All Other	43-3099	70	\$11.24	\$20.43	\$22.22	\$25.03
Brokerage Clerks	43-4011	NP	\$24.20	\$28.64	\$25.10	\$30.86

\* Some occupations, such as teachers, have a nonstandard workweek and are not paid by the hour. For these occupations, annual salaries are displayed instead of hourly wage. May 2021 occupational wages were updated to June 2022 using Employment Cost Index (ECI) factors.

STATEWIDE Occupational Employment & Wages	SOC Code	May 2021 Estimated Employment	JUNE 2022			
			Entry Level Wage *	Mean (Average) Wage *	Median Wage *	Experienced Wage *
Court, Municipal, and License Clerks	43-4031	470	\$15.16	\$21.60	\$19.16	\$24.82
Credit Authorizers, Checkers, and Clerks	43-4041	90	\$20.99	\$25.45	\$24.26	\$27.67
Customer Service Representatives	43-4051	11,900	\$14.73	\$21.82	\$19.28	\$25.35
Eligibility Interviewers, Government Programs	43-4061	520	\$17.00	\$22.97	\$23.38	\$25.97
File Clerks	43-4071	170	\$13.99	\$18.37	\$18.76	\$20.55
Hotel, Motel, and Resort Desk Clerks	43-4081	910	\$13.16	\$15.61	\$14.81	\$16.83
Interviewers, Except Eligibility and Loan	43-4111	1,200	\$16.99	\$21.70	\$19.28	\$24.06
Library Assistants, Clerical	43-4121	790	\$10.85	\$15.30	\$14.91	\$17.53
Loan Interviewers and Clerks	43-4131	1,020	\$17.95	\$24.19	\$24.17	\$27.31
New Accounts Clerks	43-4141	440	\$17.36	\$20.98	\$19.52	\$22.80
Order Clerks	43-4151	490	\$15.39	\$21.41	\$22.07	\$24.41
Human Resources Assistants, Except Payroll and Timekeeping	43-4161	410	\$17.46	\$22.19	\$22.02	\$24.55
Receptionists and Information Clerks	43-4171	3,980	\$12.43	\$17.06	\$17.42	\$19.38
Reservation and Transportation Ticket Agents and Travel Clerks	43-4181	130	\$13.99	\$18.32	\$15.35	\$20.49
Information and Record Clerks, All Other	43-4199	190	\$15.42	\$22.25	\$22.25	\$25.67
Cargo and Freight Agents	43-5011	220	\$18.19	\$25.59	\$24.35	\$29.29
Couriers and Messengers	43-5021	320	\$11.74	\$15.26	\$15.09	\$17.02
Public Safety Telecommunicators	43-5031	720	\$20.33	\$24.73	\$24.24	\$26.93
Dispatchers, Except Police, Fire, and Ambulance	43-5032	600	\$16.59	\$23.19	\$22.98	\$26.50
Meter Readers, Utilities	43-5041	70	\$13.55	\$26.16	\$24.53	\$32.45
Postal Service Clerks	43-5051	600	\$21.92	\$26.86	\$26.06	\$29.34
Postal Service Mail Carriers	43-5052	1,560	\$20.39	\$27.48	\$25.72	\$31.02
Postal Service Mail Sorters, Processors, and Processing Machine Operators	43-5053	780	\$18.83	\$25.26	\$23.02	\$28.48
Production, Planning, and Expediting Clerks	43-5061	1,120	\$20.14	\$29.11	\$28.04	\$33.59
Shipping, Receiving, and Inventory Clerks	43-5071	4,370	\$14.74	\$20.27	\$19.18	\$23.04
Weighers, Measurers, Checkers, and Samplers, Recordkeeping	43-5111	150	\$16.34	\$22.24	\$23.73	\$25.19
Executive Secretaries and Executive Administrative Assistants	43-6011	1,290	\$24.76	\$33.06	\$31.35	\$37.22
Legal Secretaries and Administrative Assistants	43-6012	640	\$15.85	\$23.72	\$24.22	\$27.66
Medical Secretaries and Administrative Assistants	43-6013	3,810	\$17.24	\$21.16	\$19.26	\$23.12
Secretaries and Administrative Assistants, Except Legal, Medical, and Executive	43-6014	9,300	\$15.05	\$20.68	\$19.34	\$23.49
Data Entry Keyers	43-9021	910	\$14.36	\$18.72	\$18.49	\$20.90
Word Processors and Typists	43-9022	70	\$15.58	\$18.45	\$18.60	\$19.87
Desktop Publishers	43-9031	30	\$17.96	\$23.27	\$23.85	\$25.92
Insurance Claims and Policy Processing Clerks	43-9041	1,530	\$18.93	\$26.67	\$24.43	\$30.54
Mail Clerks and Mail Machine Operators, Except Postal Service	43-9051	490	\$12.36	\$16.86	\$16.71	\$19.11
Office Clerks, General	43-9061	15,390	\$15.02	\$21.98	\$20.32	\$25.46
Office Machine Operators, Except Computer	43-9071	290	\$13.03	\$16.82	\$15.23	\$18.70
Office and Administrative Support Workers, All Other	43-9199	370	\$8.74	\$12.91	\$10.98	\$15.01

\* Some occupations, such as teachers, have a nonstandard workweek and are not paid by the hour. For these occupations, annual salaries are displayed instead of hourly wage. May 2021 occupational wages were updated to June 2022 using Employment Cost Index (ECI) factors.



STATEWIDE Occupational Employment & Wages	SOC Code	May 2021 Estimated Employment	JUNE 2022			
			Entry Level Wage *	Mean (Average) Wage *	Median Wage *	Experienced Wage *
<b>Farming, Fishing, and Forestry Occupations</b>	<b>45-0000</b>	<b>790</b>	<b>\$12.71</b>	<b>\$18.61</b>	<b>\$18.20</b>	<b>\$21.55</b>
First-Line Supervisors of Farming, Fishing, and Forestry Workers	45-1011	70	\$19.53	\$25.97	\$24.37	\$29.18
Farmworkers and Laborers, Crop, Nursery, and Greenhouse	45-2092	310	\$11.74	\$15.51	\$14.84	\$17.39
Farmworkers, Farm, Ranch, and Aquacultural Animals	45-2093	90	\$11.90	\$16.76	\$14.94	\$19.19
Logging Equipment Operators	45-4022	220	\$15.83	\$20.66	\$19.23	\$23.08
<b>Construction and Extraction Occupations</b>	<b>47-0000</b>	<b>22,130</b>	<b>\$18.21</b>	<b>\$26.55</b>	<b>\$24.09</b>	<b>\$30.72</b>
First-Line Supervisors of Construction Trades and Extraction Workers	47-1011	2,680	\$25.54	\$35.89	\$31.74	\$41.05
Brickmasons and Blockmasons	47-2021	200	\$22.05	\$33.47	\$30.69	\$39.17
Stonemasons	47-2022	NP	\$20.66	\$24.05	\$23.52	\$25.75
Carpenters	47-2031	3,130	\$19.94	\$25.79	\$24.22	\$28.71
Carpet Installers	47-2041	110	\$16.31	\$23.24	\$23.58	\$26.69
Floor Layers, Except Carpet, Wood, and Hard Tiles	47-2042	40	\$20.92	\$25.14	\$24.51	\$27.25
Tile and Stone Setters	47-2044	50	\$21.60	\$26.65	\$27.50	\$29.17
Cement Masons and Concrete Finishers	47-2051	330	\$18.56	\$23.84	\$23.53	\$26.49
Construction Laborers	47-2061	2,720	\$16.68	\$21.01	\$19.43	\$23.18
Paving, Surfacing, and Tamping Equipment Operators	47-2071	220	\$22.05	\$24.85	\$24.22	\$26.25
Operating Engineers and Other Construction Equipment Operators	47-2073	1,420	\$19.65	\$26.15	\$24.27	\$29.40
Drywall and Ceiling Tile Installers	47-2081	390	\$11.99	\$21.02	\$23.25	\$25.55
Tapers	47-2082	60	\$24.40	\$29.64	\$25.44	\$32.26
Electricians	47-2111	2,820	\$20.36	\$29.52	\$29.99	\$34.11
Glaziers	47-2121	140	\$19.87	\$27.28	\$24.37	\$31.00
Insulation Workers, Floor, Ceiling, and Wall	47-2131	220	\$17.52	\$20.62	\$19.25	\$22.17
Painters, Construction and Maintenance	47-2141	860	\$16.02	\$22.05	\$23.20	\$25.06
Pipelayers	47-2151	60	\$22.99	\$29.51	\$29.96	\$32.78
Plumbers, Pipefitters, and Steamfitters	47-2152	1,820	\$20.76	\$29.38	\$29.95	\$33.68
Plasterers and Stucco Masons	47-2161	30	\$13.69	\$21.36	\$17.01	\$25.20
Roofers	47-2181	260	\$18.13	\$23.16	\$23.69	\$25.69
Sheet Metal Workers	47-2211	750	\$17.99	\$25.60	\$24.51	\$29.41
Structural Iron and Steel Workers	47-2221	230	\$19.27	\$25.63	\$24.65	\$28.82
Solar Photovoltaic Installers	47-2231	NP	\$23.27	\$34.75	\$29.77	\$40.50
Helpers--Brickmasons, Blockmasons, Stonemasons, and Tile and Marble Setters	47-3011	170	\$17.59	\$21.33	\$19.39	\$23.19
Helpers--Carpenters	47-3012	180	\$12.68	\$16.80	\$18.23	\$18.87
Helpers--Electricians	47-3013	NP	\$12.60	\$14.86	\$14.18	\$15.99
Helpers--Pipelayers, Plumbers, Pipefitters, and Steamfitters	47-3015	160	\$14.78	\$18.44	\$18.81	\$20.27
Helpers, Construction Trades, All Other	47-3019	50	\$16.11	\$23.58	\$22.68	\$27.31
Construction and Building Inspectors	47-4011	480	\$20.09	\$29.17	\$30.05	\$33.71
Elevator and Escalator Installers and Repairers	47-4021	NP	\$26.14	\$46.71	\$32.75	\$57.01
Fence Erectors	47-4031	120	\$17.90	\$20.69	\$20.14	\$22.09

\* Some occupations, such as teachers, have a nonstandard workweek and are not paid by the hour. For these occupations, annual salaries are displayed instead of hourly wage. May 2021 occupational wages were updated to June 2022 using Employment Cost Index (ECI) factors.

STATEWIDE Occupational Employment & Wages	SOC Code	May 2021 Estimated Employment	JUNE 2022			
			Entry Level Wage *	Mean (Average) Wage *	Median Wage *	Experienced Wage *
Hazardous Materials Removal Workers	47-4041	80	\$19.21	\$25.24	\$22.86	\$28.26
Highway Maintenance Workers	47-4051	1,430	\$16.08	\$20.69	\$19.54	\$23.00
Septic Tank Servicers and Sewer Pipe Cleaners	47-4071	190	\$18.73	\$24.87	\$23.72	\$27.94
Miscellaneous Construction and Related Workers	47-4090	60	#	#	#	#
Earth Drillers, Except Oil and Gas	47-5023	200	\$21.34	\$29.00	\$25.08	\$32.84
Explosives Workers, Ordnance Handling Experts, and Blasters	47-5032	100	\$37.96	\$39.08	\$39.21	\$39.64
Rock Splitters, Quarry	47-5051	50	\$21.74	\$26.34	\$24.09	\$28.64
Helpers--Extraction Workers	47-5081	70	\$18.36	\$21.84	\$23.66	\$23.58
<b>Installation, Maintenance, and Repair Occupations</b>	<b>49-0000</b>	<b>24,130</b>	<b>\$18.01</b>	<b>\$28.13</b>	<b>\$24.71</b>	<b>\$33.20</b>
First-Line Supervisors of Mechanics, Installers, and Repairers	49-1011	2,250	\$25.98	\$39.43	\$38.50	\$46.16
Computer, Automated Teller, and Office Machine Repairers	49-2011	530	\$17.24	\$24.36	\$23.76	\$27.91
Radio, Cellular, and Tower Equipment Installers and Repairers	49-2021	90	\$20.20	\$27.73	\$24.68	\$31.50
Telecommunications Equipment Installers and Repairers, Except Line Installers	49-2022	1,060	\$25.88	\$36.46	\$38.77	\$41.75
Avionics Technicians	49-2091	70	\$25.02	\$33.09	\$31.43	\$37.13
Electric Motor, Power Tool, and Related Repairers	49-2092	40	\$24.79	\$30.95	\$31.03	\$34.05
Electrical and Electronics Installers and Repairers, Transportation Equipment	49-2093	40	\$24.43	\$30.90	\$30.56	\$34.13
Electrical and Electronics Repairers, Commercial and Industrial Equipment	49-2094	440	\$19.40	\$28.33	\$25.77	\$32.81
Electrical and Electronics Repairers, Powerhouse, Substation, and Relay	49-2095	80	\$22.91	\$37.79	\$39.35	\$45.23
Audiovisual Equipment Installers and Repairers	49-2097	50	\$18.77	\$25.46	\$24.01	\$28.79
Security and Fire Alarm Systems Installers	49-2098	310	\$23.51	\$32.47	\$31.07	\$36.95
Aircraft Mechanics and Service Technicians	49-3011	360	\$22.48	\$35.75	\$35.43	\$42.39
Automotive Body and Related Repairers	49-3021	650	\$16.16	\$23.78	\$23.68	\$27.59
Automotive Glass Installers and Repairers	49-3022	60	\$18.20	\$23.71	\$23.60	\$26.45
Automotive Service Technicians and Mechanics	49-3023	3,490	\$16.88	\$25.13	\$24.09	\$29.25
Bus and Truck Mechanics and Diesel Engine Specialists	49-3031	1,080	\$20.28	\$27.43	\$27.29	\$31.00
Farm Equipment Mechanics and Service Technicians	49-3041	160	\$14.29	\$22.28	\$23.64	\$26.27
Mobile Heavy Equipment Mechanics, Except Engines	49-3042	500	\$22.63	\$29.59	\$30.34	\$33.07
Motorboat Mechanics and Service Technicians	49-3051	150	\$18.19	\$23.64	\$23.78	\$26.36
Motorcycle Mechanics	49-3052	150	\$17.70	\$24.54	\$23.72	\$27.94
Outdoor Power Equipment and Other Small Engine Mechanics	49-3053	300	\$16.91	\$23.16	\$22.98	\$26.29
Bicycle Repairers	49-3091	120	\$10.09	\$14.88	\$14.73	\$17.27
Recreational Vehicle Service Technicians	49-3092	60	\$16.28	\$22.13	\$23.47	\$25.06
Tire Repairers and Changers	49-3093	330	\$13.46	\$15.55	\$14.73	\$16.60
Mechanical Door Repairers	49-9011	130	\$13.31	\$24.97	\$23.92	\$30.79
Control and Valve Installers and Repairers, Except Mechanical Door	49-9012	220	\$24.01	\$33.91	\$32.61	\$38.85

\* Some occupations, such as teachers, have a nonstandard workweek and are not paid by the hour. For these occupations, annual salaries are displayed instead of hourly wage. May 2021 occupational wages were updated to June 2022 using Employment Cost Index (ECI) factors.

STATEWIDE Occupational Employment & Wages	SOC Code	May 2021 Estimated Employment	JUNE 2022			
			Entry Level Wage *	Mean (Average) Wage *	Median Wage *	Experienced Wage *
Heating, Air Conditioning, and Refrigeration Mechanics and Installers	49-9021	1,970	\$20.83	\$30.23	\$30.18	\$34.93
Home Appliance Repairers	49-9031	100	\$15.15	\$23.55	\$22.19	\$27.74
Industrial Machinery Mechanics	49-9041	1,870	\$20.77	\$28.49	\$29.42	\$32.35
Maintenance Workers, Machinery	49-9043	170	\$19.94	\$30.46	\$31.26	\$35.71
Millwrights	49-9044	60	\$22.08	\$28.16	\$30.62	\$31.21
Electrical Power-Line Installers and Repairers	49-9051	570	\$33.81	\$44.65	\$48.56	\$50.07
Telecommunications Line Installers and Repairers	49-9052	420	\$20.69	\$30.59	\$30.27	\$35.54
Medical Equipment Repairers	49-9062	210	\$19.77	\$29.43	\$30.39	\$34.27
Musical Instrument Repairers and Tuners	49-9063	50	\$11.59	\$17.24	\$15.05	\$20.06
Precision Instrument and Equipment Repairers, All Other	49-9069	60	\$21.98	\$35.33	\$35.92	\$42.00
Maintenance and Repair Workers, General	49-9071	4,810	\$16.34	\$23.28	\$23.41	\$26.74
Commercial Divers	49-9092	50	\$19.97	\$34.05	\$26.40	\$41.08
Locksmiths and Safe Repairers	49-9094	70	\$18.14	\$24.36	\$23.64	\$27.46
Manufactured Building and Mobile Home Installers	49-9095	70	\$17.22	\$23.25	\$23.89	\$26.25
Riggers	49-9096	130	\$19.03	\$26.62	\$23.99	\$30.42
Helpers--Installation, Maintenance, and Repair Workers	49-9098	470	\$13.13	\$16.86	\$16.22	\$18.73
Installation, Maintenance, and Repair Workers, All Other	49-9099	250	\$17.69	\$23.96	\$23.74	\$27.09
<b>Production Occupations</b>	<b>51-0000</b>	<b>39,560</b>	<b>\$15.63</b>	<b>\$22.96</b>	<b>\$19.59</b>	<b>\$26.61</b>
First-Line Supervisors of Production and Operating Workers	51-1011	3,180	\$24.71	\$37.60	\$33.84	\$44.05
Coil Winders, Tapers, and Finishers	51-2021	120	\$15.22	\$19.77	\$19.09	\$22.04
Electrical, electronic, and electromechanical assemblers, except coil winders, tapers, and finishers	51-2028	2,830	\$16.24	\$21.56	\$19.35	\$24.21
Engine and Other Machine Assemblers	51-2031	80	\$19.68	\$25.11	\$23.42	\$27.82
Structural Metal Fabricators and Fitters	51-2041	180	\$17.92	\$23.44	\$23.93	\$26.20
Miscellaneous Assemblers and Fabricators	51-2090	5,750	\$14.17	\$19.00	\$18.85	\$21.41
Bakers	51-3011	520	\$14.29	\$17.61	\$17.83	\$19.28
Butchers and Meat Cutters	51-3021	430	\$18.29	\$22.25	\$23.62	\$24.22
Meat, Poultry, and Fish Cutters and Trimmers	51-3022	120	\$11.21	\$16.79	\$14.79	\$19.59
Slaughterers and Meat Packers	51-3023	30	\$14.73	\$16.56	\$15.10	\$17.48
Food and Tobacco Roasting, Baking, and Drying Machine Operators and Tenders	51-3091	NP	\$17.52	\$19.95	\$18.66	\$21.16
Food Batchmakers	51-3092	290	\$14.55	\$17.23	\$15.54	\$18.59
Food Cooking Machine Operators and Tenders	51-3093	NP	\$15.16	\$17.71	\$17.60	\$18.99
Food Processing Workers, All Other	51-3099	70	\$10.84	\$17.66	\$15.17	\$21.08
Extruding and Drawing Machine Setters, Operators, and Tenders, Metal and Plastic	51-4021	520	\$16.54	\$22.18	\$22.83	\$25.01
Rolling Machine Setters, Operators, and Tenders, Metal and Plastic	51-4023	50	\$18.10	\$22.49	\$22.80	\$24.69
Cutting, Punching, and Press Machine Setters, Operators, and Tenders, Metal and Plastic	51-4031	810	\$15.65	\$20.08	\$19.18	\$22.29
Drilling and Boring Machine Tool Setters, Operators, and Tenders, Metal and Plastic	51-4032	50	\$14.97	\$19.98	\$18.81	\$22.49

\* Some occupations, such as teachers, have a nonstandard workweek and are not paid by the hour. For these occupations, annual salaries are displayed instead of hourly wage. May 2021 occupational wages were updated to June 2022 using Employment Cost Index (ECI) factors.

STATEWIDE Occupational Employment & Wages	SOC Code	May 2021 Estimated Employment	JUNE 2022			
			Entry Level Wage *	Mean (Average) Wage *	Median Wage *	Experienced Wage *
Grinding, Lapping, Polishing, and Buffing Machine Tool Setters, Operators, and Tenders, Metal and Plastic	51-4033	550	\$16.26	\$20.22	\$19.10	\$22.20
Lathe and Turning Machine Tool Setters, Operators, and Tenders, Metal and Plastic	51-4034	50	\$18.83	\$24.83	\$24.33	\$27.83
Milling and Planing Machine Setters, Operators, and Tenders, Metal and Plastic	51-4035	70	\$18.15	\$23.31	\$24.49	\$25.89
Machinists	51-4041	1,810	\$18.49	\$25.28	\$24.46	\$28.68
Metal-Refining Furnace Operators and Tenders	51-4051	40	\$18.71	\$24.51	\$23.92	\$27.40
Molding, Coremaking, and Casting Machine Setters, Operators, and Tenders, Metal and Plastic	51-4072	630	\$14.63	\$19.11	\$18.69	\$21.35
Multiple Machine Tool Setters, Operators, and Tenders, Metal and Plastic	51-4081	1,170	\$15.15	\$19.32	\$19.09	\$21.41
Tool and Die Makers	51-4111	310	\$22.51	\$31.12	\$31.05	\$35.43
Welders, Cutters, Solderers, and Brazers	51-4121	1,000	\$19.69	\$26.02	\$24.66	\$29.18
Welding, Soldering, and Brazing Machine Setters, Operators, and Tenders	51-4122	280	\$15.82	\$21.08	\$19.39	\$23.71
Heat Treating Equipment Setters, Operators, and Tenders, Metal and Plastic	51-4191	100	\$17.41	\$21.07	\$19.58	\$22.88
Plating Machine Setters, Operators, and Tenders, Metal and Plastic	51-4193	180	\$16.78	\$21.60	\$19.24	\$24.01
Tool Grinders, Filers, and Sharpeners	51-4194	60	\$17.65	\$23.50	\$23.92	\$26.44
Metal Workers and Plastic Workers, All Other	51-4199	500	\$14.62	\$18.52	\$19.10	\$20.49
Prepress Technicians and Workers	51-5111	80	\$17.60	\$23.45	\$23.80	\$26.37
Printing Press Operators	51-5112	790	\$15.70	\$22.68	\$20.16	\$26.17
Print Binding and Finishing Workers	51-5113	160	\$12.75	\$18.72	\$18.56	\$21.71
Laundry and Dry-Cleaning Workers	51-6011	570	\$12.00	\$15.13	\$14.79	\$16.70
Pressers, Textile, Garment, and Related Materials	51-6021	120	\$11.47	\$13.16	\$11.98	\$14.02
Sewing Machine Operators	51-6031	500	\$12.68	\$16.79	\$15.17	\$18.85
Shoe and Leather Workers and Repairers	51-6041	30	\$14.26	\$18.89	\$18.99	\$21.21
Tailors, Dressmakers, and Custom Sewers	51-6052	70	\$13.39	\$15.87	\$14.96	\$17.11
Textile Bleaching and Dyeing Machine Operators and Tenders	51-6061	50	\$13.84	\$18.27	\$17.84	\$20.50
Textile Cutting Machine Setters, Operators, and Tenders	51-6062	160	\$14.15	\$17.86	\$18.32	\$19.71
Textile Knitting and Weaving Machine Setters, Operators, and Tenders	51-6063	150	\$15.44	\$18.85	\$18.25	\$20.55
Textile Winding, Twisting, and Drawing Out Machine Setters, Operators, and Tenders	51-6064	120	\$14.34	\$17.84	\$16.96	\$19.59
Extruding and Forming Machine Setters, Operators, and Tenders, Synthetic and Glass Fibers	51-6091	120	\$15.61	\$20.54	\$19.74	\$23.01
Upholsterers	51-6093	40	\$19.15	\$24.96	\$24.89	\$27.86
Textile, Apparel, and Furnishings Workers, All Other	51-6099	100	\$15.02	\$18.73	\$18.94	\$20.59
Cabinetmakers and Bench Carpenters	51-7011	170	\$17.12	\$22.73	\$23.62	\$25.53
Sawing Machine Setters, Operators, and Tenders, Wood	51-7041	240	\$14.74	\$18.24	\$18.96	\$19.98
Woodworking Machine Setters, Operators, and Tenders, Except Sawing	51-7042	420	\$13.64	\$17.71	\$17.86	\$19.75
Power Plant Operators	51-8013	150	\$23.19	\$34.60	\$31.92	\$40.31

\* Some occupations, such as teachers, have a nonstandard workweek and are not paid by the hour. For these occupations, annual salaries are displayed instead of hourly wage. May 2021 occupational wages were updated to June 2022 using Employment Cost Index (ECI) factors.

STATEWIDE Occupational Employment & Wages	SOC Code	May 2021 Estimated Employment	JUNE 2022			
			Entry Level Wage *	Mean (Average) Wage *	Median Wage *	Experienced Wage *
Stationary Engineers and Boiler Operators	51-8021	80	\$24.73	\$30.20	\$30.55	\$32.93
Water and Wastewater Treatment Plant and System Operators	51-8031	430	\$21.83	\$28.05	\$25.11	\$31.17
Plant and System Operators, All Other	51-8099	170	\$22.97	\$29.57	\$30.24	\$32.88
Chemical Equipment Operators and Tenders	51-9011	170	\$18.74	\$27.46	\$24.60	\$31.82
Separating, Filtering, Clarifying, Precipitating, and Still Machine Setters, Operators, and Tenders	51-9012	220	\$18.05	\$22.52	\$20.18	\$24.77
Crushing, Grinding, and Polishing Machine Setters, Operators, and Tenders	51-9021	140	\$16.83	\$23.02	\$23.27	\$26.11
Mixing and Blending Machine Setters, Operators, and Tenders	51-9023	310	\$17.51	\$23.60	\$23.62	\$26.64
Cutters and Trimmers, Hand	51-9031	90	\$13.42	\$16.58	\$15.10	\$18.15
Cutting and Slicing Machine Setters, Operators, and Tenders	51-9032	210	\$16.27	\$23.08	\$24.22	\$26.49
Extruding, Forming, Pressing, and Compacting Machine Setters, Operators, and Tenders	51-9041	540	\$16.09	\$19.18	\$18.56	\$20.72
Furnace, Kiln, Oven, Drier, and Kettle Operators and Tenders	51-9051	60	\$17.64	\$23.22	\$22.81	\$26.01
Inspectors, Testers, Sorters, Samplers, and Weighers	51-9061	3,330	\$17.72	\$24.35	\$24.00	\$27.65
Jewelers and Precious Stone and Metal Workers	51-9071	40	\$20.09	\$26.37	\$29.11	\$29.51
Dental Laboratory Technicians	51-9081	80	\$18.24	\$24.76	\$24.18	\$28.02
Medical Appliance Technicians	51-9082	40	\$18.85	\$27.67	\$24.58	\$32.08
Ophthalmic Laboratory Technicians	51-9083	200	\$18.29	\$28.96	\$30.43	\$34.30
Packaging and Filling Machine Operators and Tenders	51-9111	820	\$14.65	\$22.29	\$19.24	\$26.12
Painting, Coating, and Decorating Workers	51-9123	50	\$17.66	\$21.06	\$19.58	\$22.77
Coating, Painting, and Spraying Machine Setters, Operators, and Tenders	51-9124	540	\$16.71	\$22.59	\$19.58	\$25.52
Photographic Process Workers and Processing Machine Operators	51-9151	40	\$14.20	\$19.29	\$15.25	\$21.85
Computer Numerically Controlled Tool Operators	51-9161	2,540	\$18.16	\$24.51	\$24.37	\$27.67
Computer Numerically Controlled Tool Programmers	51-9162	310	\$26.64	\$34.41	\$31.60	\$38.28
Adhesive Bonding Machine Operators and Tenders	51-9191	40	\$16.02	\$20.93	\$19.60	\$23.38
Cleaning, Washing, and Metal Pickling Equipment Operators and Tenders	51-9192	100	\$14.83	\$18.72	\$18.73	\$20.68
Etchers and Engravers	51-9194	50	\$16.98	\$20.82	\$19.32	\$22.74
Molders, Shapers, and Casters, Except Metal and Plastic	51-9195	100	\$17.54	\$20.91	\$19.12	\$22.59
Paper Goods Machine Setters, Operators, and Tenders	51-9196	210	\$16.73	\$22.89	\$22.79	\$25.97
Helpers--Production Workers	51-9198	1,180	\$14.05	\$17.51	\$17.06	\$19.24
Production Workers, All Other	51-9199	1,040	\$15.18	\$19.13	\$18.66	\$21.12
<b>Transportation and Material Moving Occupations</b>	<b>53-0000</b>	<b>50,620</b>	<b>\$12.84</b>	<b>\$20.01</b>	<b>\$18.41</b>	<b>\$23.59</b>
Aircraft Cargo Handling Supervisors	53-1041	30	\$20.94	\$38.38	\$32.54	\$47.10
First-Line Supervisors of Transportation and Material-Moving Workers, Except Aircraft Cargo Handling Supervisors	53-1047	2,560	\$19.99	\$28.49	\$25.50	\$32.75
Commercial Pilots	53-2012	350	\$47,517	\$95,319	\$82,906	\$119,219
Air Traffic Controllers	53-2021	430	\$55.04	\$76.84	\$83.24	\$87.75
Ambulance Drivers and Attendants, Except Emergency Medical Technicians	53-3011	NP	\$14.76	\$19.72	\$18.32	\$22.20

\* Some occupations, such as teachers, have a nonstandard workweek and are not paid by the hour. For these occupations, annual salaries are displayed instead of hourly wage. May 2021 occupational wages were updated to June 2022 using Employment Cost Index (ECI) factors.

STATEWIDE Occupational Employment & Wages	SOC Code	May 2021 Estimated Employment	JUNE 2022			
			Entry Level Wage *	Mean (Average) Wage *	Median Wage *	Experienced Wage *
Driver/Sales Workers	53-3031	2,150	\$9.62	\$15.92	\$14.49	\$19.06
Heavy and Tractor-Trailer Truck Drivers	53-3032	7,370	\$20.98	\$26.89	\$25.12	\$29.85
Light Truck Drivers	53-3033	5,170	\$12.61	\$20.07	\$18.78	\$23.81
Bus Drivers, School	53-3051	1,990	\$17.06	\$20.99	\$19.59	\$22.95
Bus Drivers, Transit and Intercity	53-3052	220	\$15.91	\$20.59	\$19.47	\$22.94
Shuttle Drivers and Chauffeurs	53-3053	840	\$11.92	\$16.07	\$15.20	\$18.14
Taxi Drivers	53-3054	50	\$11.07	\$12.38	\$12.15	\$13.03
Motor Vehicle Operators, All Other	53-3099	430	\$10.93	\$14.36	\$12.26	\$16.07
Captains, Mates, and Pilots of Water Vessels	53-5021	30	\$23.29	\$37.27	\$35.28	\$44.26
Parking Attendants	53-6021	100	\$9.90	\$14.82	\$15.42	\$17.27
Automotive and Watercraft Service Attendants	53-6031	420	\$13.23	\$15.68	\$15.42	\$16.90
Aircraft Service Attendants	53-6032	80	\$17.52	\$20.72	\$19.34	\$22.31
Transportation Inspectors	53-6051	30	\$26.81	\$49.97	\$51.39	\$61.55
Conveyor Operators and Tenders	53-7011	90	\$15.24	\$18.19	\$17.53	\$19.67
Crane and Tower Operators	53-7021	80	\$21.61	\$30.79	\$32.51	\$35.38
Industrial Truck and Tractor Operators	53-7051	1,460	\$16.88	\$21.95	\$23.77	\$24.49
Cleaners of Vehicles and Equipment	53-7061	970	\$13.11	\$17.51	\$15.94	\$19.71
Laborers and Freight, Stock, and Material Movers, Hand	53-7062	5,300	\$14.03	\$18.01	\$16.58	\$20.01
Machine Feeders and Offbearers	53-7063	540	\$14.11	\$17.88	\$15.90	\$19.78
Packers and Packagers, Hand	53-7064	4,440	\$11.58	\$13.54	\$12.17	\$14.52
Stockers and Order Fillers	53-7065	14,470	\$12.46	\$16.11	\$15.41	\$17.94
Refuse and Recyclable Material Collectors	53-7081	710	\$14.44	\$19.01	\$18.66	\$21.29

\* Some occupations, such as teachers, have a nonstandard workweek and are not paid by the hour. For these occupations, annual salaries are displayed instead of hourly wage. May 2021 occupational wages were updated to June 2022 using Employment Cost Index (ECI) factors.



# **SUBSTATE AREAS**



CLAREMONT - CHARLESTOWN AREA Occupational Employment & Wages	SOC Code	May 2021 Estimated Employment	JUNE 2022			
			Entry Level Wage *	Mean (Average) Wage *	Median Wage *	Experienced Wage *
<b>Total all occupations</b>	<b>00-0000</b>	<b>14,210</b>	<b>\$13.64</b>	<b>\$24.69</b>	<b>\$19.55</b>	<b>\$30.22</b>
<b>Management Occupations</b>	<b>11-0000</b>	<b>720</b>	<b>\$26.98</b>	<b>\$52.40</b>	<b>\$47.48</b>	<b>\$65.11</b>
General and Operations Managers	11-1021	310	\$26.49	\$54.68	\$40.91	\$68.78
Financial Managers	11-3031	60	\$30.60	\$54.03	\$49.27	\$65.75
Industrial Production Managers	11-3051	30	\$36.19	\$58.32	\$63.62	\$69.39
Education Administrators, Kindergarten through Secondary	11-9032	60	\$63,404	\$92,890	\$98,823	\$107,634
Medical and Health Services Managers	11-9111	30	\$30.39	\$50.13	\$49.75	\$60.00
<b>Business and Financial Operations Occupations</b>	<b>13-0000</b>	<b>480</b>	<b>\$21.51</b>	<b>\$34.16</b>	<b>\$30.57</b>	<b>\$40.48</b>
Buyers and Purchasing Agents	13-1020	40	\$22.94	\$30.51	\$29.93	\$34.29
Compliance Officers	13-1041	40	\$23.98	\$33.52	\$30.40	\$38.28
Cost Estimators	13-1051	30	\$25.99	\$38.29	\$38.78	\$44.45
Human Resources Specialists	13-1071	50	\$22.95	\$32.00	\$30.43	\$36.52
Project Management Specialists	13-1082	60	\$24.32	\$39.25	\$32.06	\$46.71
Training and Development Specialists	13-1151	30	\$18.39	\$29.23	\$30.00	\$34.65
Market Research Analysts and Marketing Specialists	13-1161	30	\$19.48	\$30.01	\$30.26	\$35.29
Accountants and Auditors	13-2011	70	\$23.40	\$34.37	\$31.73	\$39.85
<b>Computer and Mathematical Occupations</b>	<b>15-0000</b>	<b>160</b>	<b>\$23.86</b>	<b>\$40.47</b>	<b>\$37.50</b>	<b>\$48.77</b>
Computer User Support Specialists	15-1232	50	\$19.81	\$26.82	\$24.27	\$30.32
Software Developers	15-1252	30	\$35.36	\$49.14	\$50.33	\$56.02
<b>Architecture and Engineering Occupations</b>	<b>17-0000</b>	<b>250</b>	<b>\$25.19</b>	<b>\$40.40</b>	<b>\$38.93</b>	<b>\$48.00</b>
Industrial Engineers	17-2112	80	\$30.86	\$44.66	\$40.04	\$51.55
Mechanical Engineers	17-2141	40	\$33.67	\$49.26	\$46.77	\$57.07
Architectural and Civil Drafters	17-3011	40	\$22.71	\$27.85	\$24.02	\$30.42
<b>Life, Physical, and Social Science Occupations</b>	<b>19-0000</b>	<b>50</b>	<b>\$22.08</b>	<b>\$33.00</b>	<b>\$31.33</b>	<b>\$38.46</b>
<b>Community and Social Service Occupations</b>	<b>21-0000</b>	<b>240</b>	<b>\$17.76</b>	<b>\$26.03</b>	<b>\$24.12</b>	<b>\$30.16</b>
Educational, Guidance, and Career Counselors and Advisors	21-1012	40	\$22.75	\$31.20	\$30.83	\$35.43
Substance abuse, behavioral disorder, and mental health counselors	21-1018	40	\$17.31	\$23.52	\$23.81	\$26.62
Child, Family, and School Social Workers	21-1021	50	\$21.41	\$25.98	\$24.06	\$28.26
Social and Human Service Assistants	21-1093	30	\$12.83	\$17.91	\$18.18	\$20.44
<b>Legal Occupations</b>	<b>23-0000</b>	<b>30</b>	<b>\$18.36</b>	<b>\$40.13</b>	<b>\$36.38</b>	<b>\$51.01</b>
<b>Educational Instruction and Library Occupations</b>	<b>25-0000</b>	<b>1,120</b>	<b>\$15.65</b>	<b>\$25.19</b>	<b>\$23.81</b>	<b>\$29.97</b>
Elementary School Teachers, Except Special Education	25-2021	240	\$44,042	\$59,798	\$62,931	\$67,677
Middle School Teachers, Except Special and Career/ Technical Education	25-2022	100	\$41,093	\$55,764	\$62,836	\$63,099

\* Some occupations, such as teachers, have a nonstandard workweek and are not paid by the hour. For these occupations, annual salaries are displayed instead of hourly wage. May 2021 occupational wages were updated to June 2022 using Employment Cost Index (ECI) factors.

CLAREMONT - CHARLESTOWN AREA Occupational Employment & Wages	SOC Code	May 2021 Estimated Employment	JUNE 2022			
			Entry Level Wage *	Mean (Average) Wage *	Median Wage *	Experienced Wage *
Secondary School Teachers, Except Special and Career/ Technical Education	25-2031	140	\$51,416	\$71,356	\$80,740	\$81,325
Special Education Teachers, Kindergarten and Elementary School	25-2052	40	\$37,159	\$57,687	\$61,997	\$67,952
Self-Enrichment Teachers	25-3021	30	\$14.54	\$26.08	\$23.46	\$31.86
Librarians and Media Collections Specialists	25-4022	30	\$19.75	\$29.59	\$30.21	\$34.51
Teaching Assistants, Except Postsecondary	25-9045	310	\$28,998	\$36,413	\$38,324	\$40,119
<b>Arts, Design, Entertainment, Sports, and Media Occupations</b>	<b>27-0000</b>	<b>90</b>	<b>\$15.83</b>	<b>\$31.68</b>	<b>\$24.62</b>	<b>\$39.60</b>
<b>Healthcare Practitioners and Technical Occupations</b>	<b>29-0000</b>	<b>600</b>	<b>\$19.25</b>	<b>\$42.31</b>	<b>\$31.02</b>	<b>\$53.85</b>
Pharmacists	29-1051	30	\$55.52	\$64.89	\$64.50	\$69.58
Registered Nurses	29-1141	140	\$28.37	\$35.29	\$37.73	\$38.75
Pharmacy Technicians	29-2052	40	\$14.56	\$18.02	\$18.45	\$19.76
Veterinary Technologists and Technicians	29-2056	30	\$16.57	\$20.05	\$18.81	\$21.79
Licensed Practical and Licensed Vocational Nurses	29-2061	60	\$23.82	\$29.18	\$29.56	\$31.87
Medical Records Specialists	29-2072	NP	\$15.01	\$20.77	\$22.18	\$23.65
<b>Healthcare Support Occupations</b>	<b>31-0000</b>	<b>530</b>	<b>\$14.45</b>	<b>\$18.49</b>	<b>\$18.97</b>	<b>\$20.51</b>
Home Health and Personal Care Aides	31-1120	170	\$13.65	\$16.17	\$15.10	\$17.44
Nursing Assistants	31-1131	250	\$16.66	\$19.10	\$19.35	\$20.32
Dental Assistants	31-9091	30	\$18.62	\$23.74	\$24.39	\$26.30
Medical Assistants	31-9092	40	\$17.85	\$20.31	\$19.93	\$21.55
<b>Protective Service Occupations</b>	<b>33-0000</b>	<b>290</b>	<b>\$14.42</b>	<b>\$24.74</b>	<b>\$24.94</b>	<b>\$29.89</b>
Firefighters	33-2011	60	\$15.37	\$20.01	\$15.94	\$22.33
Police and Sheriff's Patrol Officers	33-3051	90	\$24.88	\$30.36	\$29.99	\$33.10
<b>Food Preparation and Serving Related Occupations</b>	<b>35-0000</b>	<b>980</b>	<b>\$10.93</b>	<b>\$15.52</b>	<b>\$14.93</b>	<b>\$17.82</b>
First-Line Supervisors of Food Preparation and Serving Workers	35-1012	90	\$15.86	\$21.80	\$19.98	\$24.76
Cooks, Fast Food	35-2011	30	\$12.43	\$15.49	\$15.81	\$17.02
Cooks, Institution and Cafeteria	35-2012	50	\$13.27	\$16.68	\$16.45	\$18.37
Cooks, Restaurant	35-2014	80	\$14.41	\$17.99	\$19.28	\$19.77
Cooks, Short Order	35-2015	100	\$12.01	\$14.15	\$14.79	\$15.22
Food Preparation Workers	35-2021	70	\$13.76	\$15.75	\$16.03	\$16.75
Bartenders	35-3011	40	\$9.48	\$14.05	\$10.19	\$16.33
Fast Food and Counter Workers	35-3023	310	\$10.77	\$13.28	\$12.68	\$14.53
Food Servers, Nonrestaurant	35-3041	30	\$13.39	\$14.49	\$14.79	\$15.04
Dishwashers	35-9021	30	\$11.45	\$13.45	\$12.65	\$14.45

\* Some occupations, such as teachers, have a nonstandard workweek and are not paid by the hour. For these occupations, annual salaries are displayed instead of hourly wage. May 2021 occupational wages were updated to June 2022 using Employment Cost Index (ECI) factors.

CLAREMONT - CHARLESTOWN AREA	Occupational Employment & Wages	SOC Code	May 2021 Estimated Employment	JUNE 2022			
				Entry Level Wage *	Mean (Average) Wage *	Median Wage *	Experienced Wage *
<b>Building and Grounds Cleaning and Maintenance Occupations</b>		<b>37-0000</b>	<b>410</b>	<b>\$13.41</b>	<b>\$18.09</b>	<b>\$16.03</b>	<b>\$20.43</b>
Janitors and Cleaners, Except Maids and Housekeeping Cleaners		37-2011	200	\$13.01	\$16.81	\$16.01	\$18.72
Maids and Housekeeping Cleaners		37-2012	40	\$12.97	\$15.17	\$15.55	\$16.28
Landscaping and Groundskeeping Workers		37-3011	130	\$14.21	\$18.74	\$18.93	\$21.00
<b>Personal Care and Service Occupations</b>		<b>39-0000</b>	<b>150</b>	<b>\$10.83</b>	<b>\$16.23</b>	<b>\$15.53</b>	<b>\$18.94</b>
Childcare Workers		39-9011	30	\$9.16	\$13.15	\$12.10	\$15.14
Recreation Workers		39-9032	30	\$12.45	\$16.83	\$15.88	\$19.02
<b>Sales and Related Occupations</b>		<b>41-0000</b>	<b>1,590</b>	<b>\$11.91</b>	<b>\$19.95</b>	<b>\$15.14</b>	<b>\$23.98</b>
First-Line Supervisors of Retail Sales Workers		41-1011	210	\$15.66	\$22.65	\$20.00	\$26.14
Cashiers		41-2011	610	\$11.12	\$13.48	\$13.42	\$14.67
Counter and Rental Clerks		41-2021	30	\$16.88	\$24.66	\$23.09	\$28.55
Parts Salespersons		41-2022	30	\$14.58	\$20.31	\$18.98	\$23.17
Retail Salespersons		41-2031	410	\$11.68	\$16.80	\$14.87	\$19.37
Sales Representatives of Services, Except Advertising, Insurance, Financial Services, and Travel		41-3091	60	\$20.61	\$36.77	\$31.83	\$44.84
Sales Representatives, Wholesale and Manufacturing, Except Technical and Scientific Products		41-4012	120	\$20.47	\$34.92	\$31.17	\$42.16
Sales and Related Workers, All Other		41-9099	NP	\$15.37	\$18.39	\$15.37	\$19.90
<b>Office and Administrative Support Occupations</b>		<b>43-0000</b>	<b>1,810</b>	<b>\$14.83</b>	<b>\$21.57</b>	<b>\$19.46</b>	<b>\$24.93</b>
First-Line Supervisors of Office and Administrative Support Workers		43-1011	160	\$20.19	\$29.59	\$29.49	\$34.30
Bookkeeping, Accounting, and Auditing Clerks		43-3031	180	\$15.16	\$21.59	\$22.19	\$24.80
Tellers		43-3071	40	\$14.55	\$17.30	\$18.47	\$18.68
Customer Service Representatives		43-4051	250	\$13.91	\$21.12	\$19.46	\$24.73
Eligibility Interviewers, Government Programs		43-4061	40	\$17.12	\$23.27	\$24.32	\$26.35
Library Assistants, Clerical		43-4121	30	\$12.14	\$16.38	\$15.18	\$18.50
Loan Interviewers and Clerks		43-4131	40	\$18.54	\$22.19	\$23.71	\$24.02
New Accounts Clerks		43-4141	30	\$16.46	\$18.73	\$18.49	\$19.87
Receptionists and Information Clerks		43-4171	90	\$11.55	\$15.46	\$14.98	\$17.41
Public Safety Telecommunicators		43-5031	30	\$19.39	\$23.96	\$24.22	\$26.24
Postal Service Mail Carriers		43-5052	30	\$20.11	\$27.70	\$25.95	\$31.50
Production, Planning, and Expediting Clerks		43-5061	30	\$17.98	\$25.70	\$22.04	\$29.57
Shipping, Receiving, and Inventory Clerks		43-5071	110	\$14.08	\$18.88	\$18.58	\$21.29
Executive Secretaries and Executive Administrative Assistants		43-6011	30	\$20.05	\$27.51	\$24.23	\$31.23
Medical Secretaries and Administrative Assistants		43-6013	70	\$15.20	\$19.31	\$19.18	\$21.36
Secretaries and Administrative Assistants, Except Legal, Medical, and Executive		43-6014	190	\$15.07	\$20.05	\$19.18	\$22.54
Office Clerks, General		43-9061	290	\$14.24	\$20.87	\$19.28	\$24.19

\* Some occupations, such as teachers, have a nonstandard workweek and are not paid by the hour. For these occupations, annual salaries are displayed instead of hourly wage. May 2021 occupational wages were updated to June 2022 using Employment Cost Index (ECI) factors.

<b>CLAREMONT - CHARLESTOWN AREA</b>		Occupational Employment & Wages	SOC Code	May 2021 Estimated Employment	JUNE 2022		
					Entry Level Wage *	Mean (Average) Wage *	Median Wage *
<b>Farming, Fishing, and Forestry Occupations</b>		<b>45-0000</b>	<b>30</b>	<b>\$12.40</b>	<b>\$17.23</b>	<b>\$15.67</b>	<b>\$19.64</b>
<b>Construction and Extraction Occupations</b>		<b>47-0000</b>	<b>840</b>	<b>\$16.67</b>	<b>\$23.18</b>	<b>\$23.22</b>	<b>\$26.44</b>
First-Line Supervisors of Construction Trades and Extraction Workers		47-1011	120	\$22.04	\$29.83	\$27.12	\$33.73
Carpenters		47-2031	150	\$17.16	\$22.29	\$23.38	\$24.84
Construction Laborers		47-2061	70	\$15.87	\$19.39	\$18.64	\$21.14
Operating Engineers and Other Construction Equipment Operators		47-2073	50	\$18.29	\$23.07	\$23.87	\$25.46
Electricians		47-2111	50	\$20.23	\$27.69	\$24.07	\$31.41
Painters, Construction and Maintenance		47-2141	40	\$16.29	\$21.33	\$18.99	\$23.85
Plumbers, Pipefitters, and Steamfitters		47-2152	30	\$17.53	\$24.63	\$23.97	\$28.18
Roofers		47-2181	NP	\$15.90	\$18.97	\$18.80	\$20.50
Construction and Building Inspectors		47-4011	60	\$21.52	\$29.30	\$30.93	\$33.19
Highway Maintenance Workers		47-4051	160	\$14.80	\$18.41	\$18.12	\$20.21
<b>Installation, Maintenance, and Repair Occupations</b>		<b>49-0000</b>	<b>570</b>	<b>\$18.00</b>	<b>\$27.60</b>	<b>\$24.47</b>	<b>\$32.40</b>
First-Line Supervisors of Mechanics, Installers, and Repairers		49-1011	50	\$25.54	\$37.27	\$31.92	\$43.14
Automotive Service Technicians and Mechanics		49-3023	90	\$17.36	\$23.13	\$23.50	\$26.01
Bus and Truck Mechanics and Diesel Engine Specialists		49-3031	30	\$18.37	\$25.35	\$23.85	\$28.85
Heating, Air Conditioning, and Refrigeration Mechanics and Installers		49-9021	50	\$22.64	\$28.62	\$29.96	\$31.61
Maintenance and Repair Workers, General		49-9071	130	\$17.29	\$23.36	\$23.54	\$26.40
<b>Production Occupations</b>		<b>51-0000</b>	<b>2,000</b>	<b>\$14.84</b>	<b>\$21.56</b>	<b>\$19.58</b>	<b>\$24.92</b>
First-Line Supervisors of Production and Operating Workers		51-1011	180	\$22.36	\$31.50	\$31.11	\$36.06
Electrical, electronic, and electromechanical assemblers, except coil winders, tapers, and finishers		51-2028	70	\$12.07	\$14.22	\$12.11	\$15.29
Miscellaneous Assemblers and Fabricators		51-2090	280	\$13.49	\$16.69	\$15.23	\$18.28
Food Batchmakers		51-3092	30	\$14.91	\$16.18	\$15.10	\$16.81
Cutting, Punching, and Press Machine Setters, Operators, and Tenders, Metal and Plastic		51-4031	30	\$13.94	\$19.49	\$19.24	\$22.28
Grinding, Lapping, Polishing, and Buffing Machine Tool Setters, Operators, and Tenders, Metal and Plastic		51-4033	40	\$14.99	\$19.70	\$19.05	\$22.06
Machinists		51-4041	180	\$17.78	\$22.89	\$22.90	\$25.45
Molding, Coremaking, and Casting Machine Setters, Operators, and Tenders, Metal and Plastic		51-4072	30	\$14.25	\$19.60	\$18.72	\$22.28
Multiple Machine Tool Setters, Operators, and Tenders, Metal and Plastic		51-4081	NP	\$16.56	\$20.28	\$19.58	\$22.15
Tool and Die Makers		51-4111	40	\$22.90	\$27.44	\$25.11	\$29.71
Welders, Cutters, Solderers, and Brazers		51-4121	90	\$17.17	\$22.02	\$19.73	\$24.43
Printing Press Operators		51-5112	30	\$14.49	\$18.30	\$18.45	\$20.20
Inspectors, Testers, Sorters, Samplers, and Weighers		51-9061	110	\$16.80	\$24.69	\$24.24	\$28.62

\* Some occupations, such as teachers, have a nonstandard workweek and are not paid by the hour. For these occupations, annual salaries are displayed instead of hourly wage. May 2021 occupational wages were updated to June 2022 using Employment Cost Index (ECI) factors.

<b>CLAREMONT - CHARLESTOWN AREA</b>	Occupational Employment & Wages	SOC Code	May 2021 Estimated Employment	JUNE 2022			
				Entry Level Wage *	Mean (Average) Wage *	Median Wage *	Experienced Wage *
	Coating, Painting, and Spraying Machine Setters, Operators, and Tenders	51-9124	40	\$16.59	\$20.09	\$19.09	\$21.86
	Computer Numerically Controlled Tool Operators	51-9161	240	\$18.78	\$23.78	\$24.41	\$26.28
	Paper Goods Machine Setters, Operators, and Tenders	51-9196	NP	\$20.27	\$24.73	\$24.66	\$26.96
	Helpers--Production Workers	51-9198	40	\$12.46	\$17.26	\$15.10	\$19.65
	Production Workers, All Other	51-9199	30	\$13.61	\$16.20	\$15.75	\$17.49
	<b>Transportation and Material Moving Occupations</b>	<b>53-0000</b>	<b>1,270</b>	<b>\$12.59</b>	<b>\$17.98</b>	<b>\$15.46</b>	<b>\$20.68</b>
	First-Line Supervisors of Transportation and Material-Moving Workers, Except Aircraft Cargo Handling Supervisors	53-1047	60	\$19.04	\$28.77	\$24.61	\$33.64
	Driver/Sales Workers	53-3031	30	\$9.19	\$13.86	\$14.95	\$16.20
	Heavy and Tractor-Trailer Truck Drivers	53-3032	220	\$19.36	\$24.85	\$24.32	\$27.60
	Light Truck Drivers	53-3033	90	\$11.12	\$15.18	\$14.72	\$17.22
	Industrial Truck and Tractor Operators	53-7051	40	\$14.80	\$19.02	\$19.38	\$21.12
	Laborers and Freight, Stock, and Material Movers, Hand	53-7062	90	\$13.01	\$16.90	\$18.12	\$18.84
	Machine Feeders and Offbearers	53-7063	NP	\$14.99	\$16.13	\$15.46	\$16.71
	Packers and Packagers, Hand	53-7064	140	\$11.47	\$13.43	\$12.33	\$14.41
	Stockers and Order Fillers	53-7065	360	\$11.99	\$15.25	\$14.97	\$16.88
	Refuse and Recyclable Material Collectors	53-7081	30	\$14.31	\$17.56	\$18.55	\$19.18

\* Some occupations, such as teachers, have a nonstandard workweek and are not paid by the hour. For these occupations, annual salaries are displayed instead of hourly wage. May 2021 occupational wages were updated to June 2022 using Employment Cost Index (ECI) factors.

CONWAY - WOLFEBORO AREA Occupational Employment & Wages	SOC Code	May 2021 Estimated Employment	JUNE 2022			
			Entry Level Wage *	Mean (Average) Wage *	Median Wage *	Experienced Wage *
<b>Total all occupations</b>	<b>00-0000</b>	<b>16,550</b>	<b>\$12.90</b>	<b>\$23.64</b>	<b>\$18.99</b>	<b>\$29.00</b>
<b>Management Occupations</b>	<b>11-0000</b>	<b>970</b>	<b>\$24.07</b>	<b>\$45.90</b>	<b>\$38.80</b>	<b>\$56.81</b>
General and Operations Managers	11-1021	460	\$24.34	\$47.41	\$38.70	\$58.95
Financial Managers	11-3031	60	\$33.03	\$60.74	\$49.83	\$74.61
Education Administrators, Kindergarten through Secondary	11-9032	70	\$63,467	\$87,673	\$81,337	\$99,775
Food Service Managers	11-9051	40	\$20.16	\$30.67	\$30.05	\$35.93
Lodging Managers	11-9081	40	\$17.24	\$29.80	\$29.95	\$36.08
Medical and Health Services Managers	11-9111	50	\$36.65	\$55.55	\$49.58	\$65.01
Social and Community Service Managers	11-9151	30	\$22.00	\$33.28	\$29.52	\$38.91
<b>Business and Financial Operations Occupations</b>	<b>13-0000</b>	<b>490</b>	<b>\$20.39</b>	<b>\$34.70</b>	<b>\$30.74</b>	<b>\$41.85</b>
Buyers and Purchasing Agents	13-1020	30	\$18.20	\$29.04	\$24.88	\$34.46
Human Resources Specialists	13-1071	40	\$22.89	\$32.05	\$30.70	\$36.64
Project Management Specialists	13-1082	70	\$22.68	\$35.36	\$31.25	\$41.70
Market Research Analysts and Marketing Specialists	13-1161	40	\$21.29	\$31.96	\$29.78	\$37.29
Accountants and Auditors	13-2011	110	\$25.85	\$37.78	\$37.99	\$43.74
Loan Officers	13-2072	30	\$19.37	\$41.69	\$33.04	\$52.85
<b>Computer and Mathematical Occupations</b>	<b>15-0000</b>	<b>160</b>	<b>\$20.91</b>	<b>\$34.59</b>	<b>\$30.79</b>	<b>\$41.42</b>
Computer User Support Specialists	15-1232	60	\$16.94	\$23.73	\$23.86	\$27.12
<b>Architecture and Engineering Occupations</b>	<b>17-0000</b>	<b>100</b>	<b>\$22.24</b>	<b>\$38.57</b>	<b>\$31.06</b>	<b>\$46.73</b>
Civil Engineers	17-2051	NP	\$26.35	\$44.41	\$38.75	\$53.43
<b>Life, Physical, and Social Science Occupations</b>	<b>19-0000</b>	<b>70</b>	<b>\$16.14</b>	<b>\$27.98</b>	<b>\$26.88</b>	<b>\$33.89</b>
<b>Community and Social Service Occupations</b>	<b>21-0000</b>	<b>200</b>	<b>\$14.48</b>	<b>\$22.78</b>	<b>\$19.69</b>	<b>\$26.94</b>
Educational, Guidance, and Career Counselors and Advisors	21-1012	30	\$23.87	\$31.10	\$30.55	\$34.73
Substance abuse, behavioral disorder, and mental health counselors	21-1018	40	\$17.93	\$24.79	\$23.81	\$28.23
Social and Human Service Assistants	21-1093	70	\$13.36	\$15.72	\$14.61	\$16.89
<b>Legal Occupations</b>	<b>23-0000</b>	<b>50</b>	<b>\$21.47</b>	<b>\$40.05</b>	<b>\$35.68</b>	<b>\$49.35</b>
Lawyers	23-1011	30	\$32.44	\$51.61	\$50.07	\$61.18
<b>Educational Instruction and Library Occupations</b>	<b>25-0000</b>	<b>1,170</b>	<b>\$15.19</b>	<b>\$23.73</b>	<b>\$23.81</b>	<b>\$28.00</b>
Elementary School Teachers, Except Special Education	25-2021	250	\$44,194	\$58,939	\$61,967	\$66,312
Middle School Teachers, Except Special and Career/Technical Education	25-2022	130	\$44,430	\$59,263	\$62,836	\$66,680
Secondary School Teachers, Except Special and Career/Technical Education	25-2031	160	\$44,068	\$57,370	\$52,173	\$64,022
Special Education Teachers, Kindergarten and Elementary School	25-2052	60	\$40,870	\$57,909	\$52,642	\$66,429

\* Some occupations, such as teachers, have a nonstandard workweek and are not paid by the hour. For these occupations, annual salaries are displayed instead of hourly wage. May 2021 occupational wages were updated to June 2022 using Employment Cost Index (ECI) factors.

CONWAY - WOLFEBORO AREA Occupational Employment & Wages	SOC Code	May 2021 Estimated Employment	JUNE 2022			
			Entry Level Wage *	Mean (Average) Wage *	Median Wage *	Experienced Wage *
Self-Enrichment Teachers	25-3021	40	\$15.26	\$25.26	\$23.79	\$30.27
Substitute Teachers, Short-Term	25-3031	40	\$11.93	\$17.65	\$14.43	\$20.50
Librarians and Media Collections Specialists	25-4022	30	\$18.19	\$26.20	\$24.34	\$30.19
Teaching Assistants, Except Postsecondary	25-9045	290	\$26,598	\$34,385	\$37,532	\$38,279
<b>Arts, Design, Entertainment, Sports, and Media Occupations</b>	<b>27-0000</b>	<b>170</b>	<b>\$14.19</b>	<b>\$26.60</b>	<b>\$19.51</b>	<b>\$32.81</b>
Public Relations Specialists	27-3031	30	\$16.87	\$27.33	\$24.61	\$32.56
<b>Healthcare Practitioners and Technical Occupations</b>	<b>29-0000</b>	<b>930</b>	<b>\$22.99</b>	<b>\$48.08</b>	<b>\$37.76</b>	<b>\$60.63</b>
Pharmacists	29-1051	30	\$55.93	\$67.42	\$64.42	\$73.17
Physical Therapists	29-1123	60	\$32.94	\$40.87	\$39.41	\$44.84
Registered Nurses	29-1141	320	\$28.61	\$35.53	\$37.76	\$38.99
Nurse Practitioners	29-1171	30	\$44.61	\$55.73	\$52.42	\$61.30
Dental Hygienists	29-1292	30	\$35.63	\$39.33	\$39.06	\$41.19
Pharmacy Technicians	29-2052	50	\$14.44	\$18.45	\$18.64	\$20.46
Licensed Practical and Licensed Vocational Nurses	29-2061	50	\$23.56	\$28.36	\$29.24	\$30.76
Medical Records Specialists	29-2072	30	\$15.82	\$21.40	\$18.62	\$24.20
<b>Healthcare Support Occupations</b>	<b>31-0000</b>	<b>750</b>	<b>\$14.33</b>	<b>\$17.78</b>	<b>\$15.77</b>	<b>\$19.51</b>
Home Health and Personal Care Aides	31-1120	410	\$13.76	\$16.26	\$15.46	\$17.52
Nursing Assistants	31-1131	160	\$15.35	\$17.76	\$19.09	\$18.97
Dental Assistants	31-9091	30	\$19.93	\$24.19	\$24.74	\$26.31
Medical Assistants	31-9092	100	\$16.99	\$19.68	\$19.53	\$21.03
<b>Protective Service Occupations</b>	<b>33-0000</b>	<b>280</b>	<b>\$16.62</b>	<b>\$26.27</b>	<b>\$25.29</b>	<b>\$31.09</b>
Firefighters	33-2011	100	\$16.33	\$22.18	\$20.89	\$25.11
Police and Sheriff's Patrol Officers	33-3051	80	\$25.06	\$30.14	\$31.32	\$32.68
Security Guards	33-9032	30	\$11.05	\$16.21	\$15.08	\$18.78
Food Preparation and Serving Related Occupations	35-0000	2,300	\$10.59	\$15.87	\$15.01	\$18.52
<b>Chefs and Head Cooks</b>	<b>35-1011</b>	<b>40</b>	<b>\$21.13</b>	<b>\$30.04</b>	<b>\$24.89</b>	<b>\$34.50</b>
First-Line Supervisors of Food Preparation and Serving Workers	35-1012	190	\$14.96	\$21.48	\$20.15	\$24.74
Cooks, Fast Food	35-2011	30	\$12.92	\$15.40	\$16.10	\$16.63
Cooks, Institution and Cafeteria	35-2012	60	\$16.04	\$20.93	\$20.21	\$23.38
Cooks, Restaurant	35-2014	320	\$14.43	\$18.05	\$19.16	\$19.87
Cooks, Short Order	35-2015	100	\$11.38	\$13.43	\$12.71	\$14.45
Food Preparation Workers	35-2021	120	\$11.74	\$15.33	\$15.01	\$17.12
Bartenders	35-3011	120	\$9.30	\$17.02	\$11.78	\$20.89
Fast Food and Counter Workers	35-3023	520	\$10.79	\$13.13	\$12.34	\$14.30
Waiters and Waitresses	35-3031	410	\$9.33	\$15.69	\$12.27	\$18.87
Food Servers, Nonrestaurant	35-3041	70	\$12.46	\$14.84	\$15.66	\$16.04
Dining Room and Cafeteria Attendants and Bartender Helpers	35-9011	70	\$9.59	\$12.73	\$12.66	\$14.29

\* Some occupations, such as teachers, have a nonstandard workweek and are not paid by the hour. For these occupations, annual salaries are displayed instead of hourly wage. May 2021 occupational wages were updated to June 2022 using Employment Cost Index (ECI) factors.



CONWAY - WOLFEBORO AREA Occupational Employment & Wages	SOC Code	May 2021 Estimated Employment	JUNE 2022			
			Entry Level Wage *	Mean (Average) Wage *	Median Wage *	Experienced Wage *
Dishwashers	35-9021	130	\$9.97	\$12.63	\$12.52	\$13.95
Hosts and Hostesses, Restaurant, Lounge, and Coffee Shop	35-9031	110	\$10.51	\$13.28	\$12.12	\$14.67
<b>Building and Grounds Cleaning and Maintenance Occupations</b>	<b>37-0000</b>	<b>870</b>	<b>\$13.39</b>	<b>\$18.35</b>	<b>\$16.03</b>	<b>\$20.82</b>
First-Line Supervisors of Housekeeping and Janitorial Workers	37-1011	40	\$18.91	\$24.94	\$24.79	\$27.96
First-Line Supervisors of Landscaping, Lawn Service, and Groundskeeping Workers	37-1012	40	\$19.49	\$34.12	\$30.81	\$41.45
Janitors and Cleaners, Except Maids and Housekeeping Cleaners	37-2011	240	\$12.49	\$16.64	\$15.75	\$18.72
Maids and Housekeeping Cleaners	37-2012	240	\$13.05	\$15.64	\$15.09	\$16.93
Landscaping and Groundskeeping Workers	37-3011	300	\$14.04	\$18.76	\$19.34	\$21.13
<b>Personal Care and Service Occupations</b>	<b>39-0000</b>	<b>370</b>	<b>\$10.64</b>	<b>\$16.03</b>	<b>\$15.07</b>	<b>\$18.72</b>
Animal Caretakers	39-2021	50	\$12.51	\$15.26	\$15.53	\$16.63
Amusement and Recreation Attendants	39-3091	70	\$9.03	\$11.72	\$10.93	\$13.07
Hairdressers, Hairstylists, and Cosmetologists	39-5012	30	\$13.06	\$18.80	\$15.50	\$21.68
Tour and travel guides	39-7010	30	\$13.54	\$18.15	\$15.39	\$20.45
Recreation Workers	39-9032	70	\$11.37	\$15.73	\$14.90	\$17.91
<b>Sales and Related Occupations</b>	<b>41-0000</b>	<b>2,120</b>	<b>\$11.48</b>	<b>\$18.82</b>	<b>\$15.02</b>	<b>\$22.48</b>
First-Line Supervisors of Retail Sales Workers	41-1011	290	\$16.78	\$23.14	\$20.23	\$26.32
Cashiers	41-2011	560	\$10.88	\$13.16	\$12.07	\$14.31
Counter and Rental Clerks	41-2021	60	\$13.43	\$19.09	\$18.13	\$21.90
Parts Salespersons	41-2022	40	\$13.53	\$19.07	\$18.99	\$21.85
Retail Salespersons	41-2031	870	\$11.19	\$15.65	\$14.74	\$17.87
Insurance Sales Agents	41-3021	40	\$20.03	\$30.22	\$25.31	\$35.33
Sales Representatives of Services, Except Advertising, Insurance, Financial Services, and Travel	41-3091	80	\$18.96	\$34.28	\$30.49	\$41.94
Sales Representatives, Wholesale and Manufacturing, Except Technical and Scientific Products	41-4012	90	\$20.12	\$33.32	\$31.26	\$39.92
Sales and Related Workers, All Other	41-9099	NP	\$15.23	\$17.75	\$15.23	\$19.01
<b>Office and Administrative Support Occupations</b>	<b>43-0000</b>	<b>2,230</b>	<b>\$13.75</b>	<b>\$20.14</b>	<b>\$18.94</b>	<b>\$23.33</b>
First-Line Supervisors of Office and Administrative Support Workers	43-1011	190	\$18.54	\$26.99	\$24.23	\$31.21
Bill and Account Collectors	43-3011	30	\$15.36	\$19.39	\$17.27	\$21.40
Billing and Posting Clerks	43-3021	30	\$15.78	\$20.70	\$19.18	\$23.16
Bookkeeping, Accounting, and Auditing Clerks	43-3031	230	\$13.77	\$20.18	\$19.32	\$23.40
Tellers	43-3071	50	\$15.06	\$17.12	\$15.74	\$18.16
Customer Service Representatives	43-4051	210	\$12.46	\$18.19	\$16.77	\$21.06
Hotel, Motel, and Resort Desk Clerks	43-4081	150	\$13.10	\$15.18	\$14.74	\$16.21
Interviewers, Except Eligibility and Loan	43-4111	30	\$16.17	\$19.27	\$19.14	\$20.82
Library Assistants, Clerical	43-4121	30	\$11.44	\$15.28	\$14.62	\$17.21

\* Some occupations, such as teachers, have a nonstandard workweek and are not paid by the hour. For these occupations, annual salaries are displayed instead of hourly wage. May 2021 occupational wages were updated to June 2022 using Employment Cost Index (ECI) factors.

CONWAY - WOLFEBORO AREA Occupational Employment & Wages	SOC Code	May 2021 Estimated Employment	JUNE 2022			
			Entry Level Wage *	Mean (Average) Wage *	Median Wage *	Experienced Wage *
Receptionists and Information Clerks	43-4171	80	\$12.88	\$17.04	\$18.22	\$19.11
Postal Service Clerks	43-5051	40	\$23.50	\$27.75	\$27.11	\$29.89
Postal Service Mail Carriers	43-5052	30	\$20.16	\$26.29	\$24.47	\$29.37
Shipping, Receiving, and Inventory Clerks	43-5071	80	\$13.51	\$17.79	\$18.60	\$19.93
Medical Secretaries and Administrative Assistants	43-6013	80	\$16.45	\$19.23	\$19.18	\$20.61
Secretaries and Administrative Assistants, Except Legal, Medical, and Executive	43-6014	290	\$14.63	\$19.43	\$18.94	\$21.83
Office Clerks, General	43-9061	410	\$13.80	\$20.02	\$18.94	\$23.14
<b>Farming, Fishing, and Forestry Occupations</b>	<b>45-0000</b>	<b>30</b>	<b>\$13.39</b>	<b>\$21.15</b>	<b>\$19.23</b>	<b>\$25.03</b>
<b>Construction and Extraction Occupations</b>	<b>47-0000</b>	<b>780</b>	<b>\$17.76</b>	<b>\$24.72</b>	<b>\$23.76</b>	<b>\$28.19</b>
First-Line Supervisors of Construction Trades and Extraction Workers	47-1011	80	\$26.54	\$34.04	\$30.68	\$37.78
Carpenters	47-2031	160	\$20.10	\$25.06	\$23.91	\$27.53
Construction Laborers	47-2061	120	\$16.15	\$19.55	\$18.85	\$21.24
Operating Engineers and Other Construction Equipment Operators	47-2073	90	\$18.77	\$24.23	\$23.60	\$26.96
Electricians	47-2111	60	\$20.47	\$27.42	\$24.07	\$30.89
Painters, Construction and Maintenance	47-2141	30	\$15.41	\$20.40	\$19.05	\$22.90
Plumbers, Pipefitters, and Steamfitters	47-2152	40	\$20.56	\$26.78	\$24.07	\$29.89
Highway Maintenance Workers	47-4051	40	\$18.46	\$22.27	\$23.18	\$24.17
<b>Installation, Maintenance, and Repair Occupations</b>	<b>49-0000</b>	<b>760</b>	<b>\$15.53</b>	<b>\$23.85</b>	<b>\$23.51</b>	<b>\$28.02</b>
First-Line Supervisors of Mechanics, Installers, and Repairers	49-1011	70	\$21.39	\$30.81	\$30.42	\$35.51
Automotive Service Technicians and Mechanics	49-3023	90	\$15.56	\$23.21	\$23.79	\$27.05
Bus and Truck Mechanics and Diesel Engine Specialists	49-3031	30	\$19.38	\$24.88	\$23.80	\$27.64
Heating, Air Conditioning, and Refrigeration Mechanics and Installers	49-9021	50	\$22.58	\$28.56	\$29.93	\$31.55
Maintenance and Repair Workers, General	49-9071	290	\$14.02	\$19.72	\$18.72	\$22.57
<b>Production Occupations</b>	<b>51-0000</b>	<b>610</b>	<b>\$14.21</b>	<b>\$20.82</b>	<b>\$18.84</b>	<b>\$24.13</b>
First-Line Supervisors of Production and Operating Workers	51-1011	50	\$20.73	\$31.57	\$30.63	\$36.98
Miscellaneous Assemblers and Fabricators	51-2090	40	\$13.88	\$16.92	\$14.71	\$18.44
Bakers	51-3011	30	\$14.23	\$17.20	\$18.49	\$18.69
Machinists	51-4041	50	\$16.75	\$21.46	\$19.63	\$23.81
Molding, Coremaking, and Casting Machine Setters, Operators, and Tenders, Metal and Plastic	51-4072	NP	\$14.71	\$17.76	\$15.32	\$19.28
Laundry and Dry-Cleaning Workers	51-6011	30	\$12.27	\$14.88	\$14.53	\$16.18
Sewing Machine Operators	51-6031	40	\$12.58	\$16.24	\$15.42	\$18.07
Inspectors, Testers, Sorters, Samplers, and Weighers	51-9061	30	\$14.41	\$21.70	\$19.09	\$25.35
Coating, Painting, and Spraying Machine Setters, Operators, and Tenders	51-9124	NP	\$18.40	\$21.68	\$19.16	\$23.32
Helpers--Production Workers	51-9198	30	\$13.33	\$15.47	\$14.80	\$16.55

\* Some occupations, such as teachers, have a nonstandard workweek and are not paid by the hour. For these occupations, annual salaries are displayed instead of hourly wage. May 2021 occupational wages were updated to June 2022 using Employment Cost Index (ECI) factors.

<b>CONWAY - WOLFEBORO AREA</b>	Occupational Employment & Wages	SOC Code	May 2021 Estimated Employment	JUNE 2022			
				Entry Level Wage *	Mean (Average) Wage *	Median Wage *	Experienced Wage *
	<b>Transportation and Material Moving Occupations</b>	<b>53-0000</b>	<b>1,130</b>	<b>\$12.76</b>	<b>\$18.21</b>	<b>\$16.68</b>	<b>\$20.94</b>
	First-Line Supervisors of Transportation and Material-Moving Workers, Except Aircraft Cargo Handling Supervisors	53-1047	70	\$18.61	\$26.66	\$24.91	\$30.69
	Heavy and Tractor-Trailer Truck Drivers	53-3032	220	\$18.71	\$23.35	\$23.84	\$25.68
	Light Truck Drivers	53-3033	90	\$10.90	\$14.80	\$14.69	\$16.77
	Bus Drivers, School	53-3051	80	\$17.18	\$20.16	\$19.18	\$21.64
	Laborers and Freight, Stock, and Material Movers, Hand	53-7062	100	\$12.95	\$16.23	\$15.28	\$17.86
	Stockers and Order Fillers	53-7065	340	\$12.29	\$15.08	\$15.28	\$16.47
	Refuse and Recyclable Material Collectors	53-7081	40	\$15.45	\$18.83	\$18.62	\$20.52

\* Some occupations, such as teachers, have a nonstandard workweek and are not paid by the hour. For these occupations, annual salaries are displayed instead of hourly wage. May 2021 occupational wages were updated to June 2022 using Employment Cost Index (ECI) factors.

DOVER - DURHAM AREA Occupational Employment & Wages	SOC Code	May 2021 Estimated Employment	JUNE 2022			
			Entry Level Wage *	Mean (Average) Wage *	Median Wage *	Experienced Wage *
<b>Total all occupations</b>	<b>00-0000</b>	<b>46,770</b>	<b>\$13.71</b>	<b>\$28.47</b>	<b>\$23.37</b>	<b>\$35.85</b>
<b>Management Occupations</b>	<b>11-0000</b>	<b>2,940</b>	<b>\$30.57</b>	<b>\$57.85</b>	<b>\$49.90</b>	<b>\$71.50</b>
Chief Executives	11-1011	30	\$56.71	\$103.97	\$81.87	\$127.60
General and Operations Managers	11-1021	900	\$26.83	\$55.24	\$47.48	\$69.45
Marketing Managers	11-2021	90	\$47.51	\$70.19	\$67.05	\$81.53
Sales Managers	11-2022	100	\$35.98	\$67.73	\$63.32	\$83.60
Public Relations Managers	11-2032	30	\$43.41	\$61.08	\$49.68	\$69.92
Administrative Services Managers	11-3012	50	\$29.82	\$47.70	\$45.14	\$56.64
Facilities Managers	11-3013	40	\$35.03	\$51.03	\$49.14	\$59.03
Computer and Information Systems Managers	11-3021	340	\$47.55	\$68.56	\$66.50	\$79.07
Financial Managers	11-3031	280	\$39.82	\$65.43	\$60.49	\$78.24
Industrial Production Managers	11-3051	50	\$34.32	\$49.63	\$48.46	\$57.28
Purchasing Managers	11-3061	30	\$42.60	\$59.16	\$51.27	\$67.43
Human Resources Managers	11-3121	60	\$33.03	\$62.54	\$60.52	\$77.30
Construction Managers	11-9021	40	\$35.11	\$55.55	\$50.07	\$65.77
Education and Childcare Administrators, Preschool and Daycare	11-9031	30	\$17.26	\$26.60	\$23.61	\$31.27
Education Administrators, Kindergarten through Secondary	11-9032	110	\$74,668	\$96,131	\$102,477	\$106,862
Architectural and Engineering Managers	11-9041	60	\$45.56	\$67.41	\$64.01	\$78.34
Food Service Managers	11-9051	80	\$20.75	\$31.85	\$30.39	\$37.41
Medical and Health Services Managers	11-9111	150	\$33.77	\$64.32	\$50.49	\$79.60
Natural Sciences Managers	11-9121	30	\$53.30	\$78.76	\$79.34	\$91.50
Property, Real Estate, and Community Association Managers	11-9141	40	\$14.62	\$30.28	\$30.06	\$38.12
Social and Community Service Managers	11-9151	70	\$22.39	\$32.49	\$30.91	\$37.55
Managers, All Other	11-9199	60	\$34.13	\$66.78	\$63.91	\$83.09
<b>Business and Financial Operations Occupations</b>	<b>13-0000</b>	<b>2,970</b>	<b>\$23.08</b>	<b>\$37.12</b>	<b>\$32.20</b>	<b>\$44.14</b>
Buyers and Purchasing Agents	13-1020	110	\$22.26	\$29.98	\$29.84	\$33.83
Claims Adjusters, Examiners, and Investigators	13-1031	NP	\$23.92	\$31.82	\$30.27	\$35.78
Compliance Officers	13-1041	50	\$20.89	\$34.06	\$30.74	\$40.65
Cost Estimators	13-1051	50	\$21.30	\$31.13	\$29.68	\$36.05
Human Resources Specialists	13-1071	220	\$24.43	\$36.54	\$31.95	\$42.60
Logisticians	13-1081	30	\$25.30	\$37.06	\$39.72	\$42.93
Project Management Specialists	13-1082	360	\$30.15	\$45.39	\$39.14	\$53.02
Management Analysts	13-1111	230	\$34.48	\$49.83	\$48.30	\$57.51
Meeting, Convention, and Event Planners	13-1121	30	\$17.91	\$26.24	\$23.91	\$30.41
Fundraisers	13-1131	30	\$22.37	\$31.60	\$30.38	\$36.22
Compensation, Benefits, and Job Analysis Specialists	13-1141	30	\$29.63	\$34.79	\$31.95	\$37.36
Training and Development Specialists	13-1151	130	\$19.86	\$33.86	\$30.74	\$40.86
Market Research Analysts and Marketing Specialists	13-1161	190	\$20.10	\$34.08	\$30.43	\$41.08
Business Operations Specialists, All Other	13-1199	150	\$24.35	\$40.71	\$37.24	\$48.90
Accountants and Auditors	13-2011	390	\$26.87	\$38.60	\$37.26	\$44.46

\* Some occupations, such as teachers, have a nonstandard workweek and are not paid by the hour. For these occupations, annual salaries are displayed instead of hourly wage. May 2021 occupational wages were updated to June 2022 using Employment Cost Index (ECI) factors.

<b>DOVER - DURHAM AREA</b>	Occupational Employment & Wages	SOC Code	May 2021 Estimated Employment	JUNE 2022			
				Entry Level Wage *	Mean (Average) Wage *	Median Wage *	Experienced Wage *
	Financial and Investment Analysts	13-2051	70	\$30.91	\$42.56	\$40.98	\$48.38
	Insurance Underwriters	13-2053	40	\$27.93	\$44.81	\$38.29	\$53.25
	Credit Counselors	13-2071	180	\$18.29	\$22.41	\$23.32	\$24.47
	Loan Officers	13-2072	80	\$20.38	\$40.46	\$31.95	\$50.50
	Financial Specialists, All Other	13-2099	40	\$26.99	\$39.03	\$38.29	\$45.04
	<b>Computer and Mathematical Occupations</b>	<b>15-0000</b>	<b>1,830</b>	<b>\$29.02</b>	<b>\$45.48</b>	<b>\$41.71</b>	<b>\$53.71</b>
	Computer Systems Analysts	15-1211	360	\$33.66	\$52.05	\$51.46	\$61.25
	Computer Network Support Specialists	15-1231	110	\$26.21	\$35.40	\$33.00	\$39.99
	Computer User Support Specialists	15-1232	200	\$20.12	\$28.60	\$29.83	\$32.85
	Computer Network Architects	15-1241	40	\$41.99	\$54.86	\$50.77	\$61.30
	Network and Computer Systems Administrators	15-1244	200	\$30.77	\$43.05	\$41.05	\$49.18
	Computer Programmers	15-1251	40	\$28.38	\$38.73	\$40.16	\$43.91
	Software Developers	15-1252	450	\$36.73	\$51.99	\$51.23	\$59.62
	Software Quality Assurance Analysts and Testers	15-1253	90	\$27.77	\$41.38	\$40.05	\$48.19
	Web Developers	15-1254	30	\$22.42	\$35.37	\$38.39	\$41.85
	Computer Occupations, All Other	15-1299	70	\$31.21	\$43.10	\$39.07	\$49.05
	Actuaries	15-2011	NP	\$51.08	\$66.95	\$60.50	\$74.89
	Operations Research Analysts	15-2031	70	\$30.62	\$43.05	\$40.20	\$49.26
	Data Scientists	15-2051	30	\$30.27	\$42.02	\$40.34	\$47.89
	<b>Architecture and Engineering Occupations</b>	<b>17-0000</b>	<b>590</b>	<b>\$25.66</b>	<b>\$40.67</b>	<b>\$38.77</b>	<b>\$48.17</b>
	Civil Engineers	17-2051	60	\$29.27	\$43.58	\$39.36	\$50.74
	Electrical Engineers	17-2071	60	\$36.08	\$52.18	\$51.26	\$60.23
	Industrial Engineers	17-2112	90	\$32.15	\$42.76	\$39.78	\$48.06
	Mechanical Engineers	17-2141	120	\$32.64	\$44.53	\$40.07	\$50.47
	Mechanical Engineering Technologists and Technicians	17-3027	50	\$22.34	\$29.29	\$24.69	\$32.77
	<b>Life, Physical, and Social Science Occupations</b>	<b>19-0000</b>	<b>210</b>	<b>\$24.17</b>	<b>\$41.81</b>	<b>\$38.97</b>	<b>\$50.63</b>
	<b>Community and Social Service Occupations</b>	<b>21-0000</b>	<b>1,210</b>	<b>\$17.75</b>	<b>\$24.07</b>	<b>\$23.33</b>	<b>\$27.23</b>
	Educational, Guidance, and Career Counselors and Advisors	21-1012	820	\$18.23	\$23.98	\$23.33	\$26.86
	Substance abuse, behavioral disorder, and mental health counselors	21-1018	110	\$18.83	\$25.39	\$24.34	\$28.67
	Child, Family, and School Social Workers	21-1021	40	\$19.57	\$25.44	\$23.90	\$28.37
	Healthcare Social Workers	21-1022	30	\$24.55	\$31.45	\$31.86	\$34.90
	Social and Human Service Assistants	21-1093	100	\$14.07	\$17.43	\$18.58	\$19.10
	Community and Social Service Specialists, All Other	21-1099	30	\$18.40	\$24.25	\$23.81	\$27.17
	<b>Legal Occupations</b>	<b>23-0000</b>	<b>130</b>	<b>\$24.81</b>	<b>\$43.49</b>	<b>\$36.76</b>	<b>\$52.82</b>
	Lawyers	23-1011	70	\$32.45	\$56.17	\$47.81	\$68.03
	Paralegals and Legal Assistants	23-2011	30	\$22.96	\$29.27	\$29.30	\$32.43

\* Some occupations, such as teachers, have a nonstandard workweek and are not paid by the hour. For these occupations, annual salaries are displayed instead of hourly wage. May 2021 occupational wages were updated to June 2022 using Employment Cost Index (ECI) factors.

DOVER - DURHAM AREA Occupational Employment & Wages	SOC Code	May 2021 Estimated Employment	JUNE 2022			
			Entry Level Wage *	Mean (Average) Wage *	Median Wage *	Experienced Wage *
<b>Educational Instruction and Library Occupations</b>	<b>25-0000</b>	<b>3,720</b>	<b>\$15.66</b>	<b>\$29.64</b>	<b>\$24.71</b>	<b>\$36.63</b>
Preschool Teachers, Except Special Education	25-2011	270	\$13.54	\$16.62	\$14.99	\$18.16
Kindergarten Teachers, Except Special Education	25-2012	50	\$44,156	\$57,224	\$51,043	\$63,757
Elementary School Teachers, Except Special Education	25-2021	440	\$45,485	\$60,863	\$62,836	\$68,551
Middle School Teachers, Except Special and Career/Technical Education	25-2022	330	\$48,413	\$65,940	\$63,428	\$74,704
Secondary School Teachers, Except Special and Career/Technical Education	25-2031	290	\$47,637	\$62,618	\$62,836	\$70,108
Career/Technical Education Teachers, Secondary School	25-2032	50	\$52,737	\$64,281	\$62,836	\$70,053
Special Education Teachers, Kindergarten and Elementary School	25-2052	110	\$44,854	\$60,180	\$62,720	\$67,843
Special Education Teachers, Middle School	25-2057	60	\$42,794	\$57,126	\$51,043	\$64,293
Special Education Teachers, Secondary School	25-2058	50	\$43,994	\$57,137	\$51,447	\$63,708
Self-Enrichment Teachers	25-3021	80	\$17.04	\$27.44	\$23.60	\$32.64
Substitute Teachers, Short-Term	25-3031	70	\$11.97	\$16.41	\$14.37	\$18.63
Tutors	25-3041	40	\$12.45	\$19.55	\$21.96	\$23.11
Librarians and Media Collections Specialists	25-4022	100	\$23.77	\$32.72	\$30.69	\$37.18
Library Technicians	25-4031	70	\$15.31	\$19.80	\$18.98	\$22.04
Instructional Coordinators	25-9031	130	\$24.08	\$32.67	\$30.21	\$36.98
Teaching Assistants, Except Postsecondary	25-9045	710	\$25,606	\$34,784	\$31,532	\$39,374
<b>Arts, Design, Entertainment, Sports, and Media Occupations</b>	<b>27-0000</b>	<b>480</b>	<b>\$13.75</b>	<b>\$26.13</b>	<b>\$23.97</b>	<b>\$32.32</b>
Graphic Designers	27-1024	40	\$19.29	\$26.31	\$23.77	\$29.82
Merchandise Displayers and Window Trimmers	27-1026	40	\$13.55	\$19.19	\$15.33	\$22.01
Coaches and Scouts	27-2022	110	\$20,700	\$42,123	\$32,284	\$52,834
Public Relations Specialists	27-3031	70	\$21.72	\$33.06	\$30.66	\$38.73
<b>Healthcare Practitioners and Technical Occupations</b>	<b>29-0000</b>	<b>3,360</b>	<b>\$23.51</b>	<b>\$52.96</b>	<b>\$37.76</b>	<b>\$67.68</b>
Dentists, General	29-1021	30	\$20.13	\$100.81	#	\$141.15
Pharmacists	29-1051	100	\$45.44	\$63.13	\$65.30	\$71.97
Physician Assistants	29-1071	90	\$46.28	\$60.74	\$64.19	\$67.98
Occupational Therapists	29-1122	60	\$28.12	\$38.69	\$38.08	\$43.98
Physical Therapists	29-1123	80	\$32.04	\$42.85	\$40.19	\$48.25
Respiratory Therapists	29-1126	NP	\$28.25	\$33.83	\$37.56	\$36.61
Speech-Language Pathologists	29-1127	70	\$27.23	\$36.80	\$37.80	\$41.58
Veterinarians	29-1131	60	\$35.67	\$56.22	\$50.41	\$66.51
Registered Nurses	29-1141	1,040	\$29.42	\$38.62	\$37.76	\$43.22
Nurse Practitioners	29-1171	130	\$46.53	\$58.05	\$60.92	\$63.82
Family Medicine Physicians	29-1215	100	\$95.85	\$145.87	#	#
Pediatricians, General	29-1221	30	\$91.36	\$115.05	#	#
Radiologists	29-1224	40	#	#	#	#
Physicians, All Other	29-1229	70	\$122.26	\$165.53	#	#
Dental Hygienists	29-1292	110	\$35.40	\$39.67	\$39.62	\$41.80

\* Some occupations, such as teachers, have a nonstandard workweek and are not paid by the hour. For these occupations, annual salaries are displayed instead of hourly wage. May 2021 occupational wages were updated to June 2022 using Employment Cost Index (ECI) factors.

Occupational Employment & Wages	SOC Code	May 2021 Estimated Employment	JUNE 2022			
			Entry Level Wage *	Mean (Average) Wage *	Median Wage *	Experienced Wage *
<b>Clinical Laboratory Technologists and Technicians</b>	<b>29-2010</b>	<b>40</b>	<b>\$27.23</b>	<b>\$35.18</b>	<b>\$37.56</b>	<b>\$39.14</b>
Cardiovascular Technologists and Technicians	29-2031	NP	\$25.21	\$37.13	\$37.56	\$43.10
Radiologic Technologists and Technicians	29-2034	100	\$24.86	\$33.28	\$30.63	\$37.49
Emergency Medical Technicians	29-2042	50	\$14.43	\$18.25	\$18.19	\$20.17
Paramedics	29-2043	40	\$21.10	\$24.58	\$23.50	\$26.33
Pharmacy Technicians	29-2052	150	\$14.45	\$18.34	\$18.44	\$20.27
Surgical Technologists	29-2055	40	\$22.76	\$26.86	\$28.75	\$28.90
Veterinary Technologists and Technicians	29-2056	100	\$16.15	\$19.41	\$19.00	\$21.04
Ophthalmic Medical Technicians	29-2057	60	\$17.05	\$20.90	\$19.31	\$22.83
Licensed Practical and Licensed Vocational Nurses	29-2061	150	\$24.25	\$28.58	\$29.80	\$30.76
Medical Records Specialists	29-2072	50	\$15.99	\$20.10	\$18.57	\$22.17
Opticians, Dispensing	29-2081	30	\$15.99	\$21.61	\$19.61	\$24.43
Health Technologists and Technicians, All Other	29-2099	60	\$20.10	\$26.56	\$23.60	\$29.79
Surgical Assistants	29-9093	40	\$23.45	\$30.47	\$30.07	\$33.97
Healthcare Practitioners and Technical Workers, All Other	29-9099	NP	\$24.39	\$33.29	\$30.84	\$37.74
<b>Healthcare Support Occupations</b>	<b>31-0000</b>	<b>1,620</b>	<b>\$14.55</b>	<b>\$19.25</b>	<b>\$19.18</b>	<b>\$21.59</b>
Home Health and Personal Care Aides	31-1120	510	\$13.78	\$17.56	\$15.36	\$19.45
Nursing Assistants	31-1131	490	\$14.98	\$18.37	\$19.07	\$20.06
Orderlies	31-1132	NP	\$18.50	\$20.67	\$19.67	\$21.75
Dental Assistants	31-9091	80	\$21.15	\$24.63	\$24.42	\$26.38
Medical Assistants	31-9092	260	\$17.38	\$20.44	\$19.47	\$21.98
Medical Equipment Preparers	31-9093	NP	\$19.71	\$22.29	\$19.93	\$23.57
Veterinary Assistants and Laboratory Animal Caretakers	31-9096	60	\$13.66	\$16.30	\$15.22	\$17.61
Phlebotomists	31-9097	40	\$17.49	\$20.97	\$19.93	\$22.71
Healthcare Support Workers, All Other	31-9099	50	\$12.94	\$17.36	\$15.13	\$19.56
<b>Protective Service Occupations</b>	<b>33-0000</b>	<b>890</b>	<b>\$17.74</b>	<b>\$28.70</b>	<b>\$26.67</b>	<b>\$34.18</b>
First-Line Supervisors of Police and Detectives	33-1012	60	\$36.50	\$46.75	\$43.56	\$51.89
First-Line Supervisors of Firefighting and Prevention Workers	33-1021	50	\$34.82	\$42.80	\$40.46	\$46.81
Firefighters	33-2011	280	\$19.35	\$26.45	\$26.15	\$30.01
Police and Sheriff's Patrol Officers	33-3051	270	\$24.45	\$31.66	\$32.31	\$35.26
Security Guards	33-9032	110	\$11.43	\$17.06	\$16.30	\$19.88
<b>Food Preparation and Serving Related Occupations</b>	<b>35-0000</b>	<b>4,140</b>	<b>\$10.43</b>	<b>\$15.19</b>	<b>\$14.20</b>	<b>\$17.58</b>
Chefs and Head Cooks	35-1011	60	\$21.35	\$30.47	\$25.57	\$35.04
First-Line Supervisors of Food Preparation and Serving Workers	35-1012	400	\$15.02	\$20.75	\$19.89	\$23.61
Cooks, Institution and Cafeteria	35-2012	130	\$13.70	\$18.90	\$18.66	\$21.51
Cooks, Restaurant	35-2014	390	\$14.18	\$17.82	\$18.68	\$19.64
Cooks, Short Order	35-2015	250	\$11.00	\$13.64	\$12.73	\$14.96
Food Preparation Workers	35-2021	220	\$12.98	\$15.87	\$15.73	\$17.33
Bartenders	35-3011	210	\$8.91	\$14.16	\$9.83	\$16.79

\* Some occupations, such as teachers, have a nonstandard workweek and are not paid by the hour. For these occupations, annual salaries are displayed instead of hourly wage. May 2021 occupational wages were updated to June 2022 using Employment Cost Index (ECI) factors.



DOVER - DURHAM AREA Occupational Employment & Wages	SOC Code	May 2021 Estimated Employment	JUNE 2022			
			Entry Level Wage *	Mean (Average) Wage *	Median Wage *	Experienced Wage *
Fast Food and Counter Workers	35-3023	1,350	\$10.65	\$12.78	\$12.23	\$13.84
Waiters and Waitresses	35-3031	490	\$9.05	\$16.24	\$12.34	\$19.83
Food Servers, Nonrestaurant	35-3041	130	\$11.19	\$14.35	\$14.90	\$15.94
Dining Room and Cafeteria Attendants and Bartender Helpers	35-9011	100	\$8.94	\$11.49	\$11.72	\$12.77
Dishwashers	35-9021	150	\$9.81	\$12.49	\$12.43	\$13.83
Hosts and Hostesses, Restaurant, Lounge, and Coffee Shop	35-9031	160	\$10.17	\$12.62	\$12.11	\$13.84
<b>Building and Grounds Cleaning and Maintenance Occupations</b>	<b>37-0000</b>	<b>1,370</b>	<b>\$13.62</b>	<b>\$18.35</b>	<b>\$16.24</b>	<b>\$20.71</b>
First-Line Supervisors of Housekeeping and Janitorial Workers	37-1011	60	\$17.07	\$25.04	\$24.11	\$29.04
First-Line Supervisors of Landscaping, Lawn Service, and Groundskeeping Workers	37-1012	40	\$20.91	\$31.69	\$30.90	\$37.08
Janitors and Cleaners, Except Maids and Housekeeping Cleaners	37-2011	700	\$13.32	\$17.37	\$16.01	\$19.39
Maids and Housekeeping Cleaners	37-2012	170	\$13.36	\$15.09	\$14.90	\$15.95
Landscaping and Groundskeeping Workers	37-3011	370	\$14.17	\$18.94	\$18.99	\$21.33
<b>Personal Care and Service Occupations</b>	<b>39-0000</b>	<b>1,050</b>	<b>\$10.47</b>	<b>\$16.99</b>	<b>\$15.21</b>	<b>\$20.26</b>
First-Line Supervisors of Entertainment and Recreation Workers, Except Gambling Services	39-1014	40	\$17.08	\$23.36	\$24.11	\$26.51
First-Line Supervisors of Personal Service Workers	39-1022	50	\$18.62	\$25.41	\$25.06	\$28.81
Animal Caretakers	39-2021	140	\$10.89	\$14.76	\$14.41	\$16.70
Amusement and Recreation Attendants	39-3091	80	\$8.75	\$11.52	\$9.67	\$12.91
Hairdressers, Hairstylists, and Cosmetologists	39-5012	180	\$11.12	\$17.97	\$18.38	\$21.39
Childcare Workers	39-9011	170	\$9.59	\$12.69	\$12.09	\$14.26
Exercise Trainers and Group Fitness Instructors	39-9031	100	\$16.32	\$23.25	\$24.00	\$26.71
Recreation Workers	39-9032	150	\$9.82	\$15.39	\$14.60	\$18.16
Residential Advisors	39-9041	50	\$12.43	\$16.64	\$16.13	\$18.75
<b>Sales and Related Occupations</b>	<b>41-0000</b>	<b>4,560</b>	<b>\$11.59</b>	<b>\$20.83</b>	<b>\$15.23</b>	<b>\$25.46</b>
First-Line Supervisors of Retail Sales Workers	41-1011	520	\$15.74	\$24.26	\$20.58	\$28.52
First-Line Supervisors of Non-Retail Sales Workers	41-1012	80	\$27.15	\$43.90	\$39.88	\$52.28
Cashiers	41-2011	1,440	\$11.04	\$12.83	\$11.92	\$13.72
Counter and Rental Clerks	41-2021	140	\$13.24	\$20.45	\$18.70	\$24.05
Parts Salespersons	41-2022	90	\$13.69	\$17.65	\$15.26	\$19.62
Retail Salespersons	41-2031	1,300	\$11.68	\$16.51	\$15.13	\$18.92
Insurance Sales Agents	41-3021	50	\$19.49	\$33.56	\$31.08	\$40.61
Securities, Commodities, and Financial Services Sales Agents	41-3031	30	\$23.56	\$40.64	\$31.98	\$49.19
Sales Representatives of Services, Except Advertising, Insurance, Financial Services, and Travel	41-3091	360	\$17.69	\$35.60	\$26.30	\$44.55
Sales Representatives, Wholesale and Manufacturing, Technical and Scientific Products	41-4011	60	\$25.85	\$45.05	\$42.04	\$54.64
Sales Representatives, Wholesale and Manufacturing, Except Technical and Scientific Products	41-4012	340	\$19.07	\$35.35	\$30.87	\$43.48
Sales and Related Workers, All Other	41-9099	NP	\$12.84	\$16.90	\$15.23	\$18.92

\* Some occupations, such as teachers, have a nonstandard workweek and are not paid by the hour. For these occupations, annual salaries are displayed instead of hourly wage. May 2021 occupational wages were updated to June 2022 using Employment Cost Index (ECI) factors.

<b>DOVER - DURHAM AREA</b>		Occupational Employment & Wages	SOC Code	May 2021 Estimated Employment	JUNE 2022		
					Entry Level Wage *	Mean (Average) Wage *	Median Wage *
<b>Office and Administrative Support Occupations</b>		<b>43-0000</b>	<b>6,090</b>	<b>\$15.02</b>	<b>\$21.90</b>	<b>\$19.43</b>	<b>\$25.34</b>
First-Line Supervisors of Office and Administrative Support Workers		43-1011	520	\$20.96	\$31.18	\$30.30	\$36.29
Bill and Account Collectors		43-3011	100	\$14.38	\$19.16	\$17.70	\$21.55
Billing and Posting Clerks		43-3021	170	\$18.50	\$26.66	\$24.28	\$30.76
Bookkeeping, Accounting, and Auditing Clerks		43-3031	540	\$15.51	\$21.89	\$20.60	\$25.09
Payroll and Timekeeping Clerks		43-3051	30	\$22.23	\$27.89	\$24.58	\$30.72
Tellers		43-3071	110	\$14.89	\$17.15	\$15.92	\$18.30
Court, Municipal, and License Clerks		43-4031	40	\$13.02	\$20.51	\$18.87	\$24.24
Customer Service Representatives		43-4051	680	\$13.91	\$20.32	\$18.94	\$23.52
Eligibility Interviewers, Government Programs		43-4061	30	\$18.65	\$23.94	\$24.23	\$26.59
Hotel, Motel, and Resort Desk Clerks		43-4081	50	\$12.69	\$14.73	\$14.65	\$15.76
Interviewers, Except Eligibility and Loan		43-4111	110	\$17.73	\$23.83	\$23.57	\$26.89
Library Assistants, Clerical		43-4121	60	\$10.25	\$14.27	\$14.51	\$16.29
Loan Interviewers and Clerks		43-4131	70	\$17.58	\$23.64	\$23.87	\$26.66
New Accounts Clerks		43-4141	40	\$17.27	\$21.03	\$19.81	\$22.90
Human Resources Assistants, Except Payroll and Timekeeping		43-4161	30	\$18.17	\$24.09	\$24.39	\$27.05
Receptionists and Information Clerks		43-4171	270	\$12.06	\$16.55	\$17.63	\$18.80
Public Safety Telecommunicators		43-5031	40	\$19.98	\$24.01	\$23.46	\$26.02
Dispatchers, Except Police, Fire, and Ambulance		43-5032	40	\$17.46	\$22.74	\$19.78	\$25.38
Postal Service Clerks		43-5051	50	\$21.02	\$25.91	\$24.74	\$28.37
Postal Service Mail Carriers		43-5052	130	\$20.50	\$26.99	\$24.78	\$30.24
Production, Planning, and Expediting Clerks		43-5061	60	\$17.22	\$24.79	\$23.85	\$28.58
Shipping, Receiving, and Inventory Clerks		43-5071	310	\$14.26	\$19.13	\$18.94	\$21.57
Executive Secretaries and Executive Administrative Assistants		43-6011	90	\$24.66	\$32.51	\$30.85	\$36.44
Medical Secretaries and Administrative Assistants		43-6013	310	\$16.75	\$19.89	\$19.12	\$21.46
Secretaries and Administrative Assistants, Except Legal, Medical, and Executive		43-6014	660	\$14.58	\$20.44	\$19.34	\$23.37
Data Entry Keyers		43-9021	40	\$13.21	\$17.12	\$17.86	\$19.07
Insurance Claims and Policy Processing Clerks		43-9041	NP	\$22.07	\$26.27	\$24.17	\$28.38
Office Clerks, General		43-9061	1,220	\$14.76	\$20.68	\$19.18	\$23.63
Office Machine Operators, Except Computer		43-9071	30	\$12.46	\$15.75	\$15.28	\$17.40
<b>Farming, Fishing, and Forestry Occupations</b>		<b>45-0000</b>	<b>40</b>	<b>\$11.32</b>	<b>\$15.89</b>	<b>\$14.28</b>	<b>\$18.19</b>
<b>Construction and Extraction Occupations</b>		<b>47-0000</b>	<b>1,300</b>	<b>\$17.68</b>	<b>\$25.25</b>	<b>\$23.92</b>	<b>\$29.04</b>
First-Line Supervisors of Construction Trades and Extraction Workers		47-1011	140	\$23.41	\$32.48	\$30.68	\$37.00
Carpenters		47-2031	180	\$19.69	\$25.39	\$24.01	\$28.25
Construction Laborers		47-2061	130	\$15.78	\$19.52	\$18.82	\$21.40
Operating Engineers and Other Construction Equipment Operators		47-2073	60	\$20.33	\$25.32	\$24.31	\$27.82
Electricians		47-2111	280	\$18.51	\$26.69	\$24.81	\$30.78

\* Some occupations, such as teachers, have a nonstandard workweek and are not paid by the hour. For these occupations, annual salaries are displayed instead of hourly wage. May 2021 occupational wages were updated to June 2022 using Employment Cost Index (ECI) factors.

DOVER - DURHAM AREA Occupational Employment & Wages	SOC Code	May 2021 Estimated Employment	JUNE 2022			
			Entry Level Wage *	Mean (Average) Wage *	Median Wage *	Experienced Wage *
Painters, Construction and Maintenance	47-2141	50	\$15.58	\$21.11	\$19.17	\$23.87
Plumbers, Pipefitters, and Steamfitters	47-2152	90	\$21.11	\$27.77	\$24.54	\$31.11
Sheet Metal Workers	47-2211	30	\$17.31	\$20.23	\$19.04	\$21.69
Construction and Building Inspectors	47-4011	40	\$23.34	\$32.15	\$30.70	\$36.56
Highway Maintenance Workers	47-4051	120	\$17.56	\$21.80	\$23.06	\$23.91
<b>Installation, Maintenance, and Repair Occupations</b>	<b>49-0000</b>	<b>1,640</b>	<b>\$16.99</b>	<b>\$25.87</b>	<b>\$24.00</b>	<b>\$30.31</b>
First-Line Supervisors of Mechanics, Installers, and Repairers	49-1011	150	\$25.65	\$35.62	\$30.81	\$40.61
Computer, Automated Teller, and Office Machine Repairers	49-2011	50	\$17.46	\$23.52	\$23.60	\$26.55
Telecommunications Equipment Installers and Repairers, Except Line Installers	49-2022	60	\$25.78	\$34.48	\$37.60	\$38.82
Electrical and Electronics Repairers, Commercial and Industrial Equipment	49-2094	30	\$18.27	\$25.81	\$23.96	\$29.59
Automotive Body and Related Repairers	49-3021	50	\$16.56	\$23.77	\$23.69	\$27.38
Automotive Service Technicians and Mechanics	49-3023	260	\$16.13	\$23.13	\$23.64	\$26.63
Bus and Truck Mechanics and Diesel Engine Specialists	49-3031	70	\$21.65	\$27.50	\$29.14	\$30.43
Heating, Air Conditioning, and Refrigeration Mechanics and Installers	49-9021	150	\$20.35	\$29.31	\$30.22	\$33.78
Industrial Machinery Mechanics	49-9041	130	\$20.15	\$26.57	\$24.51	\$29.78
Maintenance and Repair Workers, General	49-9071	350	\$16.03	\$21.99	\$22.19	\$24.97
Helpers--Installation, Maintenance, and Repair Workers	49-9098	40	\$13.64	\$16.71	\$18.10	\$18.25
<b>Production Occupations</b>	<b>51-0000</b>	<b>3,130</b>	<b>\$14.91</b>	<b>\$21.65</b>	<b>\$19.29</b>	<b>\$25.01</b>
First-Line Supervisors of Production and Operating Workers	51-1011	240	\$23.06	\$34.42	\$31.97	\$40.08
Coil Winders, Tapers, and Finishers	51-2021	NP	\$15.02	\$17.84	\$15.02	\$19.25
Electrical, electronic, and electromechanical assemblers, except coil winders, tapers, and finishers	51-2028	170	\$15.29	\$18.70	\$18.70	\$20.41
Miscellaneous Assemblers and Fabricators	51-2090	300	\$13.99	\$18.30	\$18.56	\$20.45
Bakers	51-3011	30	\$13.89	\$16.68	\$15.18	\$18.07
Butchers and Meat Cutters	51-3021	40	\$17.96	\$21.83	\$23.45	\$23.76
Extruding and Drawing Machine Setters, Operators, and Tenders, Metal and Plastic	51-4021	30	\$12.20	\$15.92	\$15.23	\$17.77
Grinding, Lapping, Polishing, and Buffing Machine Tool Setters, Operators, and Tenders, Metal and Plastic	51-4033	60	\$16.42	\$19.07	\$19.05	\$20.40
Lathe and Turning Machine Tool Setters, Operators, and Tenders, Metal and Plastic	51-4034	NP	\$19.35	\$25.76	\$23.80	\$28.96
Machinists	51-4041	170	\$18.02	\$25.74	\$24.33	\$29.61
Molding, Coremaking, and Casting Machine Setters, Operators, and Tenders, Metal and Plastic	51-4072	30	\$14.66	\$18.17	\$15.04	\$19.93
Welders, Cutters, Solderers, and Brazers	51-4121	60	\$18.20	\$25.11	\$24.53	\$28.56
Welding, Soldering, and Brazing Machine Setters, Operators, and Tenders	51-4122	30	\$15.21	\$19.81	\$19.47	\$22.11
Printing Press Operators	51-5112	100	\$17.95	\$26.36	\$24.68	\$30.56
Laundry and Dry-Cleaning Workers	51-6011	60	\$11.41	\$13.87	\$14.48	\$15.09
Sewing Machine Operators	51-6031	30	\$12.41	\$17.50	\$18.30	\$20.04

\* Some occupations, such as teachers, have a nonstandard workweek and are not paid by the hour. For these occupations, annual salaries are displayed instead of hourly wage. May 2021 occupational wages were updated to June 2022 using Employment Cost Index (ECI) factors.

<b>DOVER - DURHAM AREA</b>	Occupational Employment & Wages	SOC Code	May 2021 Estimated Employment	JUNE 2022		
				Entry Level Wage *	Mean (Average) Wage *	Median Wage *
Textile Bleaching and Dyeing Machine Operators and Tenders	51-6061	30	\$12.70	\$16.25	\$15.62	\$18.03
Textile Knitting and Weaving Machine Setters, Operators, and Tenders	51-6063	110	\$16.45	\$19.04	\$18.25	\$20.33
Textile Winding, Twisting, and Drawing Out Machine Setters, Operators, and Tenders	51-6064	80	\$14.93	\$17.93	\$16.96	\$19.44
Woodworking Machine Setters, Operators, and Tenders, Except Sawing	51-7042	100	\$15.05	\$17.20	\$15.25	\$18.28
Water and Wastewater Treatment Plant and System Operators	51-8031	40	\$23.39	\$28.20	\$30.04	\$30.62
Extruding, Forming, Pressing, and Compacting Machine Setters, Operators, and Tenders	51-9041	120	\$15.26	\$18.58	\$19.05	\$20.23
Inspectors, Testers, Sorters, Samplers, and Weighers	51-9061	270	\$16.77	\$22.50	\$19.61	\$25.36
Packaging and Filling Machine Operators and Tenders	51-9111	30	\$14.36	\$18.08	\$18.15	\$19.94
Coating, Painting, and Spraying Machine Setters, Operators, and Tenders	51-9124	40	\$16.41	\$22.78	\$23.45	\$25.96
Computer Numerically Controlled Tool Operators	51-9161	310	\$18.54	\$23.81	\$23.80	\$26.44
Computer Numerically Controlled Tool Programmers	51-9162	40	\$25.95	\$31.83	\$31.38	\$34.78
Helpers--Production Workers	51-9198	110	\$13.58	\$15.80	\$14.84	\$16.90
<b>Transportation and Material Moving Occupations</b>	<b>53-0000</b>	<b>3,490</b>	<b>\$11.79</b>	<b>\$17.88</b>	<b>\$15.31</b>	<b>\$20.93</b>
First-Line Supervisors of Transportation and Material-Moving Workers, Except Aircraft Cargo Handling Supervisors	53-1047	190	\$18.47	\$26.40	\$24.75	\$30.36
Driver/Sales Workers	53-3031	150	\$8.69	\$14.24	\$9.71	\$17.01
Heavy and Tractor-Trailer Truck Drivers	53-3032	440	\$19.46	\$25.28	\$24.41	\$28.18
Light Truck Drivers	53-3033	330	\$11.47	\$20.61	\$18.67	\$25.18
Bus Drivers, School	53-3051	80	\$16.77	\$20.30	\$19.32	\$22.06
Shuttle Drivers and Chauffeurs	53-3053	50	\$12.10	\$16.71	\$15.78	\$19.01
Automotive and Watercraft Service Attendants	53-6031	40	\$10.88	\$14.58	\$15.28	\$16.43
Cleaners of Vehicles and Equipment	53-7061	80	\$12.50	\$16.55	\$15.07	\$18.58
Laborers and Freight, Stock, and Material Movers, Hand	53-7062	420	\$12.66	\$16.22	\$15.28	\$17.99
Packers and Packagers, Hand	53-7064	NP	\$11.65	\$12.66	\$12.03	\$13.17
Stockers and Order Fillers	53-7065	1,160	\$11.76	\$14.94	\$15.07	\$16.55
Refuse and Recyclable Material Collectors	53-7081	80	\$15.06	\$21.21	\$19.66	\$24.29

\* Some occupations, such as teachers, have a nonstandard workweek and are not paid by the hour. For these occupations, annual salaries are displayed instead of hourly wage. May 2021 occupational wages were updated to June 2022 using Employment Cost Index (ECI) factors.

GREATER CONCORD AREA Occupational Employment & Wages	SOC Code	May 2021 Estimated Employment	JUNE 2022			
			Entry Level Wage *	Mean (Average) Wage *	Median Wage *	Experienced Wage *
<b>Total all occupations</b>	<b>00-0000</b>	<b>66,050</b>	<b>\$13.98</b>	<b>\$27.70</b>	<b>\$23.37</b>	<b>\$34.56</b>
<b>Management Occupations</b>	<b>11-0000</b>	<b>4,400</b>	<b>\$29.45</b>	<b>\$52.45</b>	<b>\$47.35</b>	<b>\$63.96</b>
Chief Executives	11-1011	80	\$43.56	\$85.79	\$63.79	\$106.90
General and Operations Managers	11-1021	1,970	\$29.35	\$51.67	\$42.51	\$62.83
Marketing Managers	11-2021	60	\$42.74	\$60.42	\$52.24	\$69.26
Sales Managers	11-2022	110	\$32.05	\$62.45	\$51.64	\$77.65
Public Relations Managers	11-2032	30	\$39.43	\$60.35	\$60.25	\$70.81
Fundraising Managers	11-2033	30	\$34.34	\$54.96	\$49.58	\$65.28
Administrative Services Managers	11-3012	60	\$31.45	\$49.85	\$47.51	\$59.06
Facilities Managers	11-3013	40	\$30.83	\$46.95	\$47.58	\$55.02
Computer and Information Systems Managers	11-3021	200	\$45.65	\$61.43	\$53.41	\$69.33
Financial Managers	11-3031	370	\$33.75	\$59.86	\$50.28	\$72.93
Industrial Production Managers	11-3051	50	\$38.19	\$57.28	\$51.56	\$66.83
Transportation, Storage, and Distribution Managers	11-3071	30	\$28.06	\$54.59	\$60.12	\$67.84
Human Resources Managers	11-3121	70	\$36.19	\$56.43	\$51.86	\$66.56
Construction Managers	11-9021	110	\$34.45	\$52.39	\$49.45	\$61.35
Education and Childcare Administrators, Preschool and Daycare	11-9031	50	\$18.86	\$27.57	\$29.35	\$31.93
Education Administrators, Kindergarten through Secondary	11-9032	190	\$69,993	\$98,370	\$102,128	\$112,560
Education Administrators, Postsecondary	11-9033	80	\$29.03	\$46.34	\$39.02	\$54.99
Architectural and Engineering Managers	11-9041	70	\$47.40	\$68.82	\$66.34	\$79.52
Food Service Managers	11-9051	100	\$22.06	\$30.81	\$29.63	\$35.18
Medical and Health Services Managers	11-9111	250	\$33.23	\$58.13	\$50.13	\$70.58
Property, Real Estate, and Community Association Managers	11-9141	60	\$20.16	\$30.15	\$24.51	\$35.14
Social and Community Service Managers	11-9151	140	\$23.79	\$36.27	\$30.76	\$42.51
Managers, All Other	11-9199	80	\$31.74	\$59.75	\$60.25	\$73.75
<b>Business and Financial Operations Occupations</b>	<b>13-0000</b>	<b>4,070</b>	<b>\$23.06</b>	<b>\$36.69</b>	<b>\$31.95</b>	<b>\$43.51</b>
Buyers and Purchasing Agents	13-1020	140	\$21.26	\$30.93	\$30.39	\$35.77
Claims Adjusters, Examiners, and Investigators	13-1031	60	\$25.52	\$37.60	\$38.05	\$43.65
Compliance Officers	13-1041	170	\$24.32	\$34.54	\$31.12	\$39.65
Cost Estimators	13-1051	80	\$21.34	\$31.36	\$29.84	\$36.38
Human Resources Specialists	13-1071	270	\$22.29	\$32.13	\$30.65	\$37.05
Labor Relations Specialists	13-1075	30	\$14.51	\$33.91	\$37.57	\$43.60
Logisticians	13-1081	30	\$27.57	\$37.32	\$32.20	\$42.19
Project Management Specialists	13-1082	300	\$27.28	\$43.81	\$40.22	\$52.07
Management Analysts	13-1111	300	\$33.08	\$54.46	\$42.51	\$65.16
Meeting, Convention, and Event Planners	13-1121	60	\$15.93	\$23.49	\$23.78	\$27.27
Fundraisers	13-1131	90	\$20.31	\$29.12	\$29.78	\$33.53
Training and Development Specialists	13-1151	160	\$20.34	\$31.90	\$30.58	\$37.68
Market Research Analysts and Marketing Specialists	13-1161	210	\$19.01	\$31.47	\$30.39	\$37.70
Business Operations Specialists, All Other	13-1199	760	\$25.46	\$33.86	\$31.95	\$38.06

\* Some occupations, such as teachers, have a nonstandard workweek and are not paid by the hour. For these occupations, annual salaries are displayed instead of hourly wage. May 2021 occupational wages were updated to June 2022 using Employment Cost Index (ECI) factors.

GREATER CONCORD AREA Occupational Employment & Wages	SOC Code	May 2021 Estimated Employment	JUNE 2022			
			Entry Level Wage *	Mean (Average) Wage *	Median Wage *	Experienced Wage *
Accountants and Auditors	13-2011	630	\$23.74	\$34.59	\$31.13	\$40.02
Property Appraisers and Assessors	13-2020	60	\$23.05	\$31.47	\$30.58	\$35.68
Financial and Investment Analysts	13-2051	40	\$31.70	\$46.04	\$40.45	\$53.23
Personal Financial Advisors	13-2052	110	\$27.78	\$55.37	\$40.09	\$69.16
Insurance Underwriters	13-2053	70	\$24.45	\$36.99	\$32.52	\$43.27
Financial Examiners	13-2061	110	\$31.93	\$47.62	\$44.51	\$55.47
Credit Counselors	13-2071	30	\$20.28	\$25.65	\$24.06	\$28.35
Loan Officers	13-2072	110	\$22.57	\$43.09	\$36.23	\$53.35
Tax Examiners and Collectors, and Revenue Agents	13-2081	80	\$18.35	\$25.78	\$25.11	\$29.50
Financial Specialists, All Other	13-2099	70	\$22.57	\$32.18	\$30.58	\$36.99
<b>Computer and Mathematical Occupations</b>	<b>15-0000</b>	<b>1,110</b>	<b>\$25.30</b>	<b>\$40.68</b>	<b>\$39.06</b>	<b>\$48.38</b>
Computer Systems Analysts	15-1211	190	\$34.30	\$47.33	\$42.49	\$53.85
Computer User Support Specialists	15-1232	200	\$19.82	\$26.90	\$24.34	\$30.43
Database Administrators	15-1242	80	\$41.08	\$47.90	\$48.72	\$51.31
Network and Computer Systems Administrators	15-1244	180	\$31.85	\$41.06	\$39.13	\$45.66
Computer Programmers	15-1251	40	\$23.65	\$36.84	\$27.98	\$43.43
Software Developers	15-1252	160	\$34.87	\$51.36	\$49.84	\$59.59
Software Quality Assurance Analysts and Testers	15-1253	30	\$23.16	\$40.46	\$41.39	\$49.11
Web Developers	15-1254	40	\$23.42	\$32.75	\$33.91	\$37.40
Computer Occupations, All Other	15-1299	60	\$19.73	\$37.94	\$36.21	\$47.04
Operations Research Analysts	15-2031	30	\$25.91	\$36.17	\$32.45	\$41.31
<b>Architecture and Engineering Occupations</b>	<b>17-0000</b>	<b>1,030</b>	<b>\$25.39</b>	<b>\$38.59</b>	<b>\$37.01</b>	<b>\$45.19</b>
Civil Engineers	17-2051	300	\$29.68	\$41.78	\$40.32	\$47.84
Electrical Engineers	17-2071	40	\$36.01	\$52.71	\$51.39	\$61.05
Environmental Engineers	17-2081	30	\$30.34	\$42.53	\$48.72	\$48.63
Industrial Engineers	17-2112	70	\$33.49	\$46.76	\$40.90	\$53.40
Mechanical Engineers	17-2141	90	\$31.38	\$45.08	\$40.98	\$51.92
Engineers, All Other	17-2199	30	\$32.79	\$44.58	\$39.50	\$50.48
Architectural and Civil Drafters	17-3011	70	\$20.67	\$29.31	\$28.24	\$33.63
Electrical and Electronic Engineering Technologists and Technicians	17-3023	70	\$23.30	\$31.86	\$30.69	\$36.14
Mechanical Engineering Technologists and Technicians	17-3027	30	\$26.30	\$30.43	\$30.69	\$32.50
Surveying and Mapping Technicians	17-3031	40	\$20.43	\$25.57	\$25.10	\$28.14
<b>Life, Physical, and Social Science Occupations</b>	<b>19-0000</b>	<b>760</b>	<b>\$24.42</b>	<b>\$35.82</b>	<b>\$33.91</b>	<b>\$41.53</b>
Microbiologists	19-1022	40	\$22.96	\$32.10	\$31.10	\$36.67
Zoologists and Wildlife Biologists	19-1023	30	\$21.60	\$32.00	\$33.91	\$37.22
Foresters	19-1032	30	\$24.23	\$32.81	\$30.37	\$37.10
Environmental Scientists and Specialists, Including Health	19-2041	190	\$26.50	\$35.59	\$35.40	\$40.15
Hydrologists	19-2043	30	\$34.66	\$50.14	\$42.49	\$57.88
Clinical and Counseling Psychologists	19-3033	40	\$28.12	\$42.57	\$44.49	\$49.81

\* Some occupations, such as teachers, have a nonstandard workweek and are not paid by the hour. For these occupations, annual salaries are displayed instead of hourly wage. May 2021 occupational wages were updated to June 2022 using Employment Cost Index (ECI) factors.



GREATER CONCORD AREA Occupational Employment & Wages	SOC Code	May 2021 Estimated Employment	JUNE 2022			
			Entry Level Wage *	Mean (Average) Wage *	Median Wage *	Experienced Wage *
Urban and Regional Planners	19-3051	40	\$25.66	\$34.92	\$37.01	\$39.55
Political Scientists	19-3094	30	\$29.24	\$41.29	\$31.40	\$47.32
Environmental Science and Protection Technicians, Including Health	19-4042	30	\$16.61	\$23.18	\$23.14	\$26.47
Occupational Health and Safety Specialists	19-5011	70	\$25.03	\$39.32	\$37.67	\$46.46
<b>Community and Social Service Occupations</b>	<b>21-0000</b>	<b>1,530</b>	<b>\$16.98</b>	<b>\$25.38</b>	<b>\$23.88</b>	<b>\$29.59</b>
Educational, Guidance, and Career Counselors and Advisors	21-1012	200	\$20.96	\$29.22	\$28.99	\$33.35
Rehabilitation Counselors	21-1015	70	\$16.12	\$24.00	\$23.25	\$27.93
Substance abuse, behavioral disorder, and mental health counselors	21-1018	270	\$16.19	\$22.14	\$19.54	\$25.11
Child, Family, and School Social Workers	21-1021	230	\$20.80	\$26.21	\$24.06	\$28.92
Healthcare Social Workers	21-1022	100	\$26.27	\$32.22	\$31.16	\$35.21
Mental Health and Substance Abuse Social Workers	21-1023	90	\$21.76	\$29.92	\$30.94	\$34.00
Social Workers, All Other	21-1029	NP	\$24.97	\$32.30	\$31.86	\$35.96
Health Education Specialists	21-1091	40	\$25.63	\$33.38	\$31.13	\$37.24
Social and Human Service Assistants	21-1093	270	\$14.18	\$18.74	\$18.41	\$21.03
Community Health Workers	21-1094	40	\$15.72	\$20.50	\$19.54	\$22.90
Community and Social Service Specialists, All Other	21-1099	100	\$15.18	\$23.39	\$23.60	\$27.49
<b>Legal Occupations</b>	<b>23-0000</b>	<b>760</b>	<b>\$25.43</b>	<b>\$43.40</b>	<b>\$38.60</b>	<b>\$52.38</b>
Lawyers	23-1011	410	\$34.19	\$53.90	\$48.01	\$63.75
Paralegals and Legal Assistants	23-2011	220	\$20.92	\$28.94	\$28.73	\$32.95
<b>Educational Instruction and Library Occupations</b>	<b>25-0000</b>	<b>4,260</b>	<b>\$15.21</b>	<b>\$28.12</b>	<b>\$24.54</b>	<b>\$34.58</b>
Business Teachers, Postsecondary	25-1011	80	\$53,605	\$131,837	\$106,886	\$170,954
Psychology Teachers, Postsecondary	25-1066	40	\$46,494	\$96,206	\$83,068	\$121,062
Health Specialties Teachers, Postsecondary	25-1071	50	\$54,669	\$140,777	\$107,184	\$183,831
Nursing Instructors and Teachers, Postsecondary	25-1072	30	\$70,468	\$89,732	\$82,276	\$99,365
Education Teachers, Postsecondary	25-1081	70	\$48,278	\$82,401	\$79,119	\$99,464
English Language and Literature Teachers, Postsecondary	25-1123	30	\$46,507	\$84,825	\$78,224	\$103,985
Career/Technical Education Teachers, Postsecondary	25-1194	40	\$27.37	\$37.26	\$36.87	\$42.20
Preschool Teachers, Except Special Education	25-2011	250	\$12.91	\$15.43	\$14.58	\$16.69
Elementary School Teachers, Except Special Education	25-2021	720	\$46,562	\$63,311	\$63,919	\$71,684
Middle School Teachers, Except Special and Career/Technical Education	25-2022	380	\$45,890	\$63,320	\$63,062	\$72,034
Secondary School Teachers, Except Special and Career/Technical Education	25-2031	560	\$46,930	\$66,756	\$64,283	\$76,669
Special Education Teachers, Kindergarten and Elementary School	25-2052	140	\$44,379	\$64,011	\$63,952	\$73,827
Special Education Teachers, Middle School	25-2057	70	\$46,758	\$64,216	\$63,223	\$72,944
Special Education Teachers, Secondary School	25-2058	50	\$53,088	\$70,564	\$66,665	\$79,303
Self-Enrichment Teachers	25-3021	120	\$16.85	\$28.31	\$24.24	\$34.03
Substitute Teachers, Short-Term	25-3031	120	\$12.22	\$15.34	\$14.43	\$16.90

\* Some occupations, such as teachers, have a nonstandard workweek and are not paid by the hour. For these occupations, annual salaries are displayed instead of hourly wage. May 2021 occupational wages were updated to June 2022 using Employment Cost Index (ECI) factors.



GREATER CONCORD AREA Occupational Employment & Wages	SOC Code	May 2021 Estimated Employment	JUNE 2022			
			Entry Level Wage *	Mean (Average) Wage *	Median Wage *	Experienced Wage *
Tutors	25-3041	80	\$12.66	\$18.30	\$18.62	\$21.13
Teachers and Instructors, All Other	25-3099	50	\$44,598	\$63,591	\$63,224	\$73,088
Librarians and Media Collections Specialists	25-4022	110	\$19.23	\$29.30	\$29.66	\$34.35
Library Technicians	25-4031	50	\$13.62	\$19.38	\$19.02	\$22.27
Instructional Coordinators	25-9031	60	\$26.77	\$35.85	\$35.40	\$40.38
Teaching Assistants, Except Postsecondary	25-9045	840	\$25,135	\$34,617	\$36,552	\$39,357
<b>Arts, Design, Entertainment, Sports, and Media Occupations</b>	<b>27-0000</b>	<b>680</b>	<b>\$15.80</b>	<b>\$26.59</b>	<b>\$23.88</b>	<b>\$31.98</b>
Graphic Designers	27-1024	50	\$20.02	\$25.70	\$24.31	\$28.55
Merchandise Displayers and Window Trimmers	27-1026	160	\$14.78	\$18.42	\$18.87	\$20.24
Coaches and Scouts	27-2022	60	\$24,457	\$52,701	\$49,165	\$66,824
Broadcast Announcers and Radio Disc Jockeys	27-3011	30	\$13.04	\$21.17	\$19.50	\$25.24
Public Relations Specialists	27-3031	190	\$21.51	\$32.89	\$30.47	\$38.59
<b>Healthcare Practitioners and Technical Occupations</b>	<b>29-0000</b>	<b>4,580</b>	<b>\$23.22</b>	<b>\$50.43</b>	<b>\$38.60</b>	<b>\$64.05</b>
Dietitians and Nutritionists	29-1031	30	\$26.83	\$33.24	\$31.02	\$36.44
Pharmacists	29-1051	170	\$49.34	\$63.33	\$64.50	\$70.32
Physician Assistants	29-1071	100	\$51.61	\$67.13	\$64.55	\$74.89
Occupational Therapists	29-1122	120	\$32.83	\$41.35	\$39.28	\$45.60
Physical Therapists	29-1123	170	\$33.64	\$42.42	\$39.99	\$46.80
Recreational Therapists	29-1125	40	\$23.67	\$26.69	\$26.12	\$28.19
Respiratory Therapists	29-1126	40	\$30.86	\$36.12	\$37.73	\$38.74
Speech-Language Pathologists	29-1127	70	\$27.91	\$37.94	\$38.30	\$42.95
Veterinarians	29-1131	60	\$32.89	\$53.45	\$50.35	\$63.73
Registered Nurses	29-1141	1,570	\$30.17	\$38.51	\$38.86	\$42.68
Nurse Practitioners	29-1171	180	\$45.29	\$60.81	\$61.12	\$68.56
Emergency Medicine Physicians	29-1214	50	#	#	#	#
Family Medicine Physicians	29-1215	90	\$77.94	\$131.85	#	#
Physicians, All Other	29-1229	80	\$55.96	\$131.16	#	#
Dental Hygienists	29-1292	110	\$35.54	\$40.15	\$39.38	\$42.45
Clinical Laboratory Technologists and Technicians	29-2010	50	\$25.45	\$33.02	\$30.63	\$36.81
Radiologic Technologists and Technicians	29-2034	90	\$27.22	\$33.78	\$30.71	\$37.07
Emergency Medical Technicians	29-2042	80	\$12.94	\$16.21	\$14.52	\$17.84
Paramedics	29-2043	40	\$20.81	\$25.80	\$23.88	\$28.30
Pharmacy Technicians	29-2052	220	\$14.14	\$17.79	\$18.43	\$19.62
Veterinary Technologists and Technicians	29-2056	100	\$16.82	\$19.50	\$18.84	\$20.84
Ophthalmic Medical Technicians	29-2057	120	\$16.53	\$20.33	\$18.86	\$22.24
Licensed Practical and Licensed Vocational Nurses	29-2061	230	\$23.37	\$29.44	\$29.73	\$32.48
Medical Records Specialists	29-2072	100	\$15.93	\$20.02	\$18.71	\$22.06
Opticians, Dispensing	29-2081	60	\$16.11	\$21.22	\$19.06	\$23.78
Health Technologists and Technicians, All Other	29-2099	30	\$18.72	\$25.43	\$24.05	\$28.78
Surgical Assistants	29-9093	30	\$35.19	\$57.56	\$64.13	\$68.75
Healthcare Practitioners and Technical Workers, All Other	29-9099	30	\$23.61	\$40.65	\$47.76	\$49.17

\* Some occupations, such as teachers, have a nonstandard workweek and are not paid by the hour. For these occupations, annual salaries are displayed instead of hourly wage. May 2021 occupational wages were updated to June 2022 using Employment Cost Index (ECI) factors.

GREATER CONCORD AREA Occupational Employment & Wages	SOC Code	May 2021 Estimated Employment	JUNE 2022			
			Entry Level Wage *	Mean (Average) Wage *	Median Wage *	Experienced Wage *
<b>Healthcare Support Occupations</b>	<b>31-0000</b>	<b>3,910</b>	<b>\$13.42</b>	<b>\$17.51</b>	<b>\$15.70</b>	<b>\$19.56</b>
Home Health and Personal Care Aides	31-1120	1,830	\$12.56	\$14.57	\$14.90	\$15.58
Nursing Assistants	31-1131	1,100	\$15.81	\$18.86	\$19.28	\$20.39
Psychiatric Aides	31-1133	210	\$18.32	\$21.03	\$19.71	\$22.38
Physical Therapist Assistants	31-2021	40	\$24.60	\$31.40	\$31.91	\$34.80
Dental Assistants	31-9091	160	\$19.98	\$23.66	\$24.73	\$25.52
Medical Assistants	31-9092	330	\$16.77	\$20.39	\$19.51	\$22.19
Veterinary Assistants and Laboratory Animal Caretakers	31-9096	70	\$14.05	\$16.61	\$15.27	\$17.88
Phlebotomists	31-9097	60	\$15.59	\$19.87	\$19.40	\$22.02
Healthcare Support Workers, All Other	31-9099	30	\$13.01	\$18.85	\$19.54	\$21.77
<b>Protective Service Occupations</b>	<b>33-0000</b>	<b>1,620</b>	<b>\$19.14</b>	<b>\$30.04</b>	<b>\$28.80</b>	<b>\$35.49</b>
First-Line Supervisors of Police and Detectives	33-1012	90	\$36.41	\$47.45	\$50.16	\$52.96
First-Line Supervisors of Firefighting and Prevention Workers	33-1021	40	\$29.59	\$41.59	\$42.14	\$47.59
Firefighters	33-2011	170	\$19.70	\$28.67	\$26.23	\$33.15
Detectives and Criminal Investigators	33-3021	70	\$27.89	\$39.91	\$33.66	\$45.91
Police and Sheriff's Patrol Officers	33-3051	460	\$26.31	\$34.37	\$33.66	\$38.40
Security Guards	33-9032	160	\$13.57	\$20.83	\$19.09	\$24.46
Crossing Guards and Flaggers	33-9091	NP	\$18.72	\$19.80	\$19.09	\$20.34
Lifeguards, Ski Patrol, and Other Recreational Protective Service Workers	33-9092	NP	\$11.94	\$14.97	\$15.20	\$16.50
Protective Service Workers, All Other	33-9099	30	\$11.54	\$17.91	\$18.30	\$21.10
<b>Food Preparation and Serving Related Occupations</b>	<b>35-0000</b>	<b>4,990</b>	<b>\$10.45</b>	<b>\$15.37</b>	<b>\$14.62</b>	<b>\$17.84</b>
Chefs and Head Cooks	35-1011	90	\$19.55	\$32.53	\$25.81	\$39.02
First-Line Supervisors of Food Preparation and Serving Workers	35-1012	440	\$15.23	\$21.40	\$20.15	\$24.48
Cooks, Fast Food	35-2011	130	\$11.32	\$13.69	\$13.10	\$14.89
Cooks, Institution and Cafeteria	35-2012	160	\$15.08	\$19.54	\$19.73	\$21.78
Cooks, Restaurant	35-2014	490	\$14.01	\$17.76	\$18.74	\$19.64
Cooks, Short Order	35-2015	310	\$11.48	\$13.91	\$14.71	\$15.14
Food Preparation Workers	35-2021	270	\$12.76	\$15.99	\$15.73	\$17.62
Bartenders	35-3011	220	\$9.09	\$15.41	\$11.62	\$18.56
Fast Food and Counter Workers	35-3023	1,450	\$10.54	\$12.82	\$12.22	\$13.96
Waiters and Waitresses	35-3031	680	\$9.24	\$15.18	\$10.81	\$18.15
Food Servers, Nonrestaurant	35-3041	190	\$12.76	\$15.42	\$15.59	\$16.75
Dining Room and Cafeteria Attendants and Bartender Helpers	35-9011	150	\$9.02	\$11.53	\$10.95	\$12.79
Dishwashers	35-9021	240	\$9.50	\$12.48	\$12.51	\$13.95
Hosts and Hostesses, Restaurant, Lounge, and Coffee Shop	35-9031	150	\$10.13	\$12.87	\$11.95	\$14.24
<b>Building and Grounds Cleaning and Maintenance Occupations</b>	<b>37-0000</b>	<b>2,240</b>	<b>\$13.63</b>	<b>\$17.94</b>	<b>\$15.79</b>	<b>\$20.08</b>
First-Line Supervisors of Housekeeping and Janitorial Workers	37-1011	110	\$17.44	\$23.79	\$21.08	\$26.97

\* Some occupations, such as teachers, have a nonstandard workweek and are not paid by the hour. For these occupations, annual salaries are displayed instead of hourly wage. May 2021 occupational wages were updated to June 2022 using Employment Cost Index (ECI) factors.

GREATER CONCORD AREA Occupational Employment & Wages	SOC Code	May 2021 Estimated Employment	JUNE 2022			
			Entry Level Wage *	Mean (Average) Wage *	Median Wage *	Experienced Wage *
First-Line Supervisors of Landscaping, Lawn Service, and Groundskeeping Workers	37-1012	90	\$18.87	\$28.62	\$25.45	\$33.51
Janitors and Cleaners, Except Maids and Housekeeping Cleaners	37-2011	1,060	\$13.16	\$16.51	\$15.58	\$18.20
Maids and Housekeeping Cleaners	37-2012	350	\$13.50	\$16.01	\$15.50	\$17.27
Landscaping and Groundskeeping Workers	37-3011	600	\$14.45	\$18.86	\$19.09	\$21.06
<b>Personal Care and Service Occupations</b>	<b>39-0000</b>	<b>1,080</b>	<b>\$10.86</b>	<b>\$16.97</b>	<b>\$15.36</b>	<b>\$20.02</b>
First-Line Supervisors of Entertainment and Recreation Workers, Except Gambling Services	39-1014	30	\$13.07	\$20.17	\$20.56	\$23.71
First-Line Supervisors of Personal Service Workers	39-1022	70	\$17.97	\$23.41	\$21.35	\$26.14
Animal Caretakers	39-2021	110	\$11.24	\$14.96	\$15.27	\$16.83
Amusement and Recreation Attendants	39-3091	120	\$9.26	\$13.11	\$12.48	\$15.04
Hairdressers, Hairstylists, and Cosmetologists	39-5012	180	\$12.61	\$17.20	\$15.50	\$19.49
Childcare Workers	39-9011	170	\$9.06	\$12.16	\$11.73	\$13.71
Exercise Trainers and Group Fitness Instructors	39-9031	120	\$14.77	\$22.43	\$24.51	\$26.26
Recreation Workers	39-9032	120	\$12.15	\$17.77	\$16.03	\$20.58
Residential Advisors	39-9041	30	\$13.78	\$18.23	\$19.09	\$20.45
<b>Sales and Related Occupations</b>	<b>41-0000</b>	<b>6,260</b>	<b>\$11.90</b>	<b>\$22.29</b>	<b>\$15.37</b>	<b>\$27.48</b>
First-Line Supervisors of Retail Sales Workers	41-1011	670	\$16.19	\$24.71	\$23.89	\$28.97
First-Line Supervisors of Non-Retail Sales Workers	41-1012	110	\$28.15	\$47.91	\$41.77	\$57.78
Cashiers	41-2011	1,720	\$11.14	\$13.10	\$11.92	\$14.08
Counter and Rental Clerks	41-2021	200	\$14.06	\$22.56	\$20.71	\$26.80
Parts Salespersons	41-2022	180	\$14.04	\$21.15	\$18.98	\$24.71
Retail Salespersons	41-2031	1,900	\$11.56	\$17.09	\$14.81	\$19.86
Advertising Sales Agents	41-3011	30	\$15.27	\$26.88	\$25.01	\$32.69
Insurance Sales Agents	41-3021	220	\$20.77	\$40.28	\$31.60	\$50.03
Securities, Commodities, and Financial Services Sales Agents	41-3031	80	\$22.44	\$57.06	\$31.98	\$74.37
Sales Representatives of Services, Except Advertising, Insurance, Financial Services, and Travel	41-3091	300	\$19.73	\$39.33	\$31.60	\$49.13
Sales Representatives, Wholesale and Manufacturing, Technical and Scientific Products	41-4011	70	\$28.04	\$51.41	\$50.68	\$63.08
Sales Representatives, Wholesale and Manufacturing, Except Technical and Scientific Products	41-4012	660	\$19.33	\$33.92	\$31.03	\$41.20
Sales and Related Workers, All Other	41-9099	70	\$13.36	\$15.64	\$15.37	\$16.78
<b>Office and Administrative Support Occupations</b>	<b>43-0000</b>	<b>9,370</b>	<b>\$14.96</b>	<b>\$21.57</b>	<b>\$19.34</b>	<b>\$24.88</b>
First-Line Supervisors of Office and Administrative Support Workers	43-1011	800	\$21.27	\$30.54	\$30.11	\$35.19
Switchboard Operators, Including Answering Service	43-2011	30	\$14.90	\$17.64	\$18.55	\$19.02
Bill and Account Collectors	43-3011	50	\$13.77	\$18.60	\$14.90	\$21.02
Billing and Posting Clerks	43-3021	140	\$16.18	\$21.51	\$20.72	\$24.19
Bookkeeping, Accounting, and Auditing Clerks	43-3031	760	\$15.99	\$21.96	\$21.53	\$24.94

\* Some occupations, such as teachers, have a nonstandard workweek and are not paid by the hour. For these occupations, annual salaries are displayed instead of hourly wage. May 2021 occupational wages were updated to June 2022 using Employment Cost Index (ECI) factors.

GREATER CONCORD AREA Occupational Employment & Wages	SOC Code	May 2021 Estimated Employment	JUNE 2022			
			Entry Level Wage *	Mean (Average) Wage *	Median Wage *	Experienced Wage *
Payroll and Timekeeping Clerks	43-3051	60	\$18.75	\$24.26	\$23.99	\$27.01
Tellers	43-3071	190	\$14.82	\$17.25	\$18.22	\$18.47
Court, Municipal, and License Clerks	43-4031	100	\$15.51	\$19.83	\$18.83	\$21.99
Customer Service Representatives	43-4051	1,030	\$14.21	\$19.74	\$18.86	\$22.51
Eligibility Interviewers, Government Programs	43-4061	150	\$18.21	\$22.69	\$22.41	\$24.92
File Clerks	43-4071	30	\$14.21	\$17.74	\$18.37	\$19.50
Interviewers, Except Eligibility and Loan	43-4111	130	\$15.40	\$21.02	\$19.18	\$23.82
Library Assistants, Clerical	43-4121	100	\$10.10	\$14.61	\$14.65	\$16.86
Loan Interviewers and Clerks	43-4131	80	\$16.75	\$21.79	\$23.18	\$24.30
New Accounts Clerks	43-4141	50	\$17.27	\$20.17	\$18.86	\$21.61
Order Clerks	43-4151	50	\$13.92	\$19.87	\$19.18	\$22.86
Human Resources Assistants, Except Payroll and Timekeeping	43-4161	50	\$17.09	\$20.57	\$19.43	\$22.32
Receptionists and Information Clerks	43-4171	470	\$12.08	\$16.21	\$15.16	\$18.28
Couriers and Messengers	43-5021	30	\$9.40	\$13.10	\$11.89	\$14.96
Public Safety Telecommunicators	43-5031	150	\$20.76	\$24.92	\$24.39	\$27.00
Dispatchers, Except Police, Fire, and Ambulance	43-5032	80	\$17.87	\$22.77	\$20.52	\$25.22
Postal Service Clerks	43-5051	60	\$22.35	\$27.60	\$26.32	\$30.24
Postal Service Mail Carriers	43-5052	160	\$20.20	\$27.03	\$25.72	\$30.45
Production, Planning, and Expediting Clerks	43-5061	60	\$18.56	\$27.82	\$24.43	\$32.45
Shipping, Receiving, and Inventory Clerks	43-5071	420	\$13.64	\$18.40	\$18.60	\$20.78
Executive Secretaries and Executive Administrative Assistants	43-6011	200	\$20.87	\$27.75	\$26.40	\$31.20
Legal Secretaries and Administrative Assistants	43-6012	140	\$20.55	\$25.37	\$24.39	\$27.78
Medical Secretaries and Administrative Assistants	43-6013	410	\$16.52	\$19.70	\$18.86	\$21.29
Secretaries and Administrative Assistants, Except Legal, Medical, and Executive	43-6014	1,130	\$15.54	\$20.39	\$19.28	\$22.81
Data Entry Keyers	43-9021	110	\$15.52	\$19.32	\$19.08	\$21.22
Insurance Claims and Policy Processing Clerks	43-9041	200	\$18.89	\$27.50	\$24.43	\$31.80
Mail Clerks and Mail Machine Operators, Except Postal Service	43-9051	100	\$12.15	\$16.78	\$16.12	\$19.11
Office Clerks, General	43-9061	1,590	\$14.12	\$20.87	\$19.28	\$24.24
Office and Administrative Support Workers, All Other	43-9199	30	\$9.46	\$14.97	\$10.58	\$17.73
<b>Farming, Fishing, and Forestry Occupations</b>	<b>45-0000</b>	<b>140</b>	<b>\$13.96</b>	<b>\$20.21</b>	<b>\$19.23</b>	<b>\$23.34</b>
Farmworkers and Laborers, Crop, Nursery, and Greenhouse	45-2092	50	\$12.51	\$16.18	\$14.85	\$18.01
Logging Equipment Operators	45-4022	50	\$16.40	\$20.28	\$19.23	\$22.21
<b>Construction and Extraction Occupations</b>	<b>47-0000</b>	<b>2,500</b>	<b>\$17.67</b>	<b>\$25.06</b>	<b>\$23.85</b>	<b>\$28.76</b>
First-Line Supervisors of Construction Trades and Extraction Workers	47-1011	310	\$23.72	\$32.89	\$30.87	\$37.48
Carpenters	47-2031	360	\$19.28	\$25.04	\$24.08	\$27.91
Cement Masons and Concrete Finishers	47-2051	60	\$17.25	\$21.14	\$22.74	\$23.08
Construction Laborers	47-2061	270	\$16.62	\$20.56	\$18.91	\$22.53
Paving, Surfacing, and Tamping Equipment Operators	47-2071	40	\$22.69	\$24.69	\$24.01	\$25.68

\* Some occupations, such as teachers, have a nonstandard workweek and are not paid by the hour. For these occupations, annual salaries are displayed instead of hourly wage. May 2021 occupational wages were updated to June 2022 using Employment Cost Index (ECI) factors.

GREATER CONCORD AREA Occupational Employment & Wages	SOC Code	May 2021 Estimated Employment	JUNE 2022			
			Entry Level Wage *	Mean (Average) Wage *	Median Wage *	Experienced Wage *
Operating Engineers and Other Construction Equipment Operators	47-2073	160	\$19.43	\$25.27	\$24.01	\$28.20
Electricians	47-2111	290	\$19.82	\$27.70	\$25.50	\$31.64
Painters, Construction and Maintenance	47-2141	110	\$16.06	\$20.93	\$19.25	\$23.37
Plumbers, Pipefitters, and Steamfitters	47-2152	160	\$19.84	\$27.19	\$24.26	\$30.87
Sheet Metal Workers	47-2211	80	\$17.44	\$23.81	\$23.55	\$26.99
Construction and Building Inspectors	47-4011	70	\$19.28	\$27.68	\$28.26	\$31.88
Highway Maintenance Workers	47-4051	230	\$16.13	\$20.00	\$19.00	\$21.93
Septic Tank Servicers and Sewer Pipe Cleaners	47-4071	60	\$17.56	\$22.61	\$23.48	\$25.13
Rock Splitters, Quarry	47-5051	30	\$22.43	\$25.71	\$24.09	\$27.35
<b>Installation, Maintenance, and Repair Occupations</b>	<b>49-0000</b>	<b>2,650</b>	<b>\$17.65</b>	<b>\$26.60</b>	<b>\$24.11</b>	<b>\$31.08</b>
First-Line Supervisors of Mechanics, Installers, and Repairers	49-1011	290	\$23.64	\$34.23	\$30.75	\$39.53
Radio, Cellular, and Tower Equipment Installers and Repairers	49-2021	NP	\$21.97	\$24.71	\$24.05	\$26.08
Telecommunications Equipment Installers and Repairers, Except Line Installers	49-2022	60	\$23.28	\$31.77	\$30.75	\$36.02
Automotive Body and Related Repairers	49-3021	100	\$15.78	\$22.83	\$23.48	\$26.34
Automotive Service Technicians and Mechanics	49-3023	430	\$17.80	\$25.20	\$23.90	\$28.90
Bus and Truck Mechanics and Diesel Engine Specialists	49-3031	140	\$19.91	\$26.66	\$25.53	\$30.03
Mobile Heavy Equipment Mechanics, Except Engines	49-3042	60	\$22.33	\$27.42	\$25.29	\$29.96
Outdoor Power Equipment and Other Small Engine Mechanics	49-3053	30	\$16.93	\$23.72	\$23.30	\$27.10
Tire Repairers and Changers	49-3093	30	\$13.02	\$15.17	\$14.33	\$16.24
Control and Valve Installers and Repairers, Except Mechanical Door	49-9012	30	\$26.44	\$36.17	\$39.39	\$41.04
Heating, Air Conditioning, and Refrigeration Mechanics and Installers	49-9021	180	\$21.46	\$28.75	\$29.82	\$32.40
Industrial Machinery Mechanics	49-9041	250	\$21.32	\$26.99	\$24.11	\$29.83
Telecommunications Line Installers and Repairers	49-9052	50	\$21.86	\$32.39	\$31.56	\$37.66
Maintenance and Repair Workers, General	49-9071	520	\$15.90	\$22.13	\$20.45	\$25.25
Manufactured Building and Mobile Home Installers	49-9095	NP	\$16.70	\$19.90	\$19.11	\$21.50
Helpers--Installation, Maintenance, and Repair Workers	49-9098	70	\$13.93	\$18.14	\$18.54	\$20.25
<b>Production Occupations</b>	<b>51-0000</b>	<b>3,080</b>	<b>\$15.60</b>	<b>\$22.22</b>	<b>\$19.32</b>	<b>\$25.53</b>
First-Line Supervisors of Production and Operating Workers	51-1011	310	\$22.75	\$32.84	\$30.94	\$37.89
Coil Winders, Tapers, and Finishers	51-2021	NP	\$15.25	\$17.89	\$15.25	\$19.20
Electrical, electronic, and electromechanical assemblers, except coil winders, tapers, and finishers	51-2028	170	\$16.46	\$19.50	\$19.09	\$21.02
Miscellaneous Assemblers and Fabricators	51-2090	330	\$14.25	\$17.85	\$15.59	\$19.65
Bakers	51-3011	60	\$14.05	\$17.12	\$15.06	\$18.66
Butchers and Meat Cutters	51-3021	40	\$18.48	\$21.63	\$23.20	\$23.20
Extruding and Drawing Machine Setters, Operators, and Tenders, Metal and Plastic	51-4021	80	\$19.58	\$25.32	\$24.07	\$28.20
Cutting, Punching, and Press Machine Setters, Operators, and Tenders, Metal and Plastic	51-4031	80	\$16.39	\$20.50	\$19.24	\$22.55

\* Some occupations, such as teachers, have a nonstandard workweek and are not paid by the hour. For these occupations, annual salaries are displayed instead of hourly wage. May 2021 occupational wages were updated to June 2022 using Employment Cost Index (ECI) factors.

GREATER CONCORD AREA Occupational Employment & Wages	SOC Code	May 2021 Estimated Employment	JUNE 2022			
			Entry Level Wage *	Mean (Average) Wage *	Median Wage *	Experienced Wage *
Grinding, Lapping, Polishing, and Buffing Machine Tool Setters, Operators, and Tenders, Metal and Plastic	51-4033	30	\$14.34	\$16.80	\$15.60	\$18.03
Machinists	51-4041	90	\$17.00	\$24.30	\$24.12	\$27.94
Foundry Mold and Coremakers	51-4071	NP	\$14.47	\$17.13	\$18.72	\$18.46
Molding, Coremaking, and Casting Machine Setters, Operators, and Tenders, Metal and Plastic	51-4072	60	\$14.61	\$18.28	\$18.71	\$20.12
Multiple Machine Tool Setters, Operators, and Tenders, Metal and Plastic	51-4081	80	\$14.80	\$19.38	\$19.01	\$21.68
Welders, Cutters, Solderers, and Brazers	51-4121	130	\$19.33	\$25.41	\$24.33	\$28.45
Metal Workers and Plastic Workers, All Other	51-4199	40	\$17.10	\$19.98	\$19.01	\$21.42
Printing Press Operators	51-5112	60	\$15.08	\$20.65	\$19.04	\$23.45
Laundry and Dry-Cleaning Workers	51-6011	80	\$12.53	\$16.15	\$15.06	\$17.96
Sewing Machine Operators	51-6031	NP	\$14.70	\$18.43	\$18.91	\$20.30
Textile Cutting Machine Setters, Operators, and Tenders	51-6062	NP	\$14.55	\$18.53	\$15.17	\$20.52
Sawing Machine Setters, Operators, and Tenders, Wood	51-7041	40	\$14.83	\$18.34	\$19.08	\$20.11
Woodworking Machine Setters, Operators, and Tenders, Except Sawing	51-7042	40	\$13.54	\$18.29	\$18.70	\$20.65
Water and Wastewater Treatment Plant and System Operators	51-8031	60	\$20.96	\$25.65	\$24.26	\$27.99
Separating, Filtering, Clarifying, Precipitating, and Still Machine Setters, Operators, and Tenders	51-9012	30	\$18.58	\$22.08	\$19.17	\$23.82
Cutting and Slicing Machine Setters, Operators, and Tenders	51-9032	40	\$21.92	\$24.78	\$24.68	\$26.22
Extruding, Forming, Pressing, and Compacting Machine Setters, Operators, and Tenders	51-9041	50	\$15.93	\$18.01	\$18.42	\$19.04
Inspectors, Testers, Sorters, Samplers, and Weighers	51-9061	180	\$17.19	\$22.67	\$19.99	\$25.40
Packaging and Filling Machine Operators and Tenders	51-9111	70	\$14.96	\$18.47	\$18.45	\$20.22
Coating, Painting, and Spraying Machine Setters, Operators, and Tenders	51-9124	80	\$16.20	\$24.84	\$23.45	\$29.16
Computer Numerically Controlled Tool Operators	51-9161	130	\$19.15	\$25.01	\$24.66	\$27.94
Molders, Shapers, and Casters, Except Metal and Plastic	51-9195	40	\$17.07	\$20.43	\$19.09	\$22.12
Helpers--Production Workers	51-9198	50	\$13.08	\$17.02	\$16.94	\$19.00
Production Workers, All Other	51-9199	70	\$16.96	\$22.77	\$23.45	\$25.66
<b>Transportation and Material Moving Occupations</b>	<b>53-0000</b>	<b>5,010</b>	<b>\$12.77</b>	<b>\$19.17</b>	<b>\$18.30</b>	<b>\$22.37</b>
First-Line Supervisors of Transportation and Material-Moving Workers, Except Aircraft Cargo Handling Supervisors	53-1047	240	\$19.44	\$28.03	\$25.36	\$32.33
Driver/Sales Workers	53-3031	220	\$10.29	\$15.65	\$15.09	\$18.33
Heavy and Tractor-Trailer Truck Drivers	53-3032	850	\$20.57	\$27.44	\$24.75	\$30.87
Light Truck Drivers	53-3033	420	\$11.18	\$15.96	\$14.93	\$18.35
Bus Drivers, School	53-3051	340	\$16.42	\$19.82	\$19.30	\$21.52
Bus Drivers, Transit and Intercity	53-3052	60	\$17.61	\$21.35	\$19.47	\$23.23
Shuttle Drivers and Chauffeurs	53-3053	70	\$11.00	\$13.46	\$12.62	\$14.69
Motor Vehicle Operators, All Other	53-3099	40	\$10.19	\$14.24	\$11.95	\$16.26
Automotive and Watercraft Service Attendants	53-6031	70	\$14.14	\$16.16	\$15.51	\$17.17
Industrial Truck and Tractor Operators	53-7051	150	\$17.31	\$21.41	\$19.66	\$23.46
Cleaners of Vehicles and Equipment	53-7061	110	\$12.40	\$16.76	\$15.11	\$18.94

\* Some occupations, such as teachers, have a nonstandard workweek and are not paid by the hour. For these occupations, annual salaries are displayed instead of hourly wage. May 2021 occupational wages were updated to June 2022 using Employment Cost Index (ECI) factors.

<b>GREATER CONCORD AREA</b> Occupational Employment & Wages	SOC Code	May 2021 Estimated Employment	JUNE 2022			
			Entry Level Wage *	Mean (Average) Wage *	Median Wage *	Experienced Wage *
Laborers and Freight, Stock, and Material Movers, Hand	53-7062	370	\$14.05	\$18.20	\$18.53	\$20.27
Machine Feeders and Offbearers	53-7063	30	\$14.04	\$16.57	\$15.90	\$17.83
Packers and Packagers, Hand	53-7064	440	\$11.74	\$13.07	\$11.87	\$13.74
Stockers and Order Fillers	53-7065	1,470	\$12.68	\$16.10	\$15.07	\$17.81
Refuse and Recyclable Material Collectors	53-7081	70	\$14.80	\$18.51	\$18.62	\$20.36

\* Some occupations, such as teachers, have a nonstandard workweek and are not paid by the hour. For these occupations, annual salaries are displayed instead of hourly wage. May 2021 occupational wages were updated to June 2022 using Employment Cost Index (ECI) factors.



HAMPSTEAD - SEABROOK AREA	Occupational Employment & Wages	SOC Code	May 2021 Estimated Employment	JUNE 2022		
				Entry Level Wage *	Mean (Average) Wage *	Median Wage *
<b>Total all occupations</b>	<b>00-0000</b>	<b>19,750</b>	<b>\$13.85</b>	<b>\$26.93</b>	<b>\$22.35</b>	<b>\$33.47</b>
<b>Management Occupations</b>	<b>11-0000</b>	<b>1,030</b>	<b>\$30.22</b>	<b>\$59.25</b>	<b>\$49.75</b>	<b>\$73.77</b>
General and Operations Managers	11-1021	520	\$30.56	\$62.45	\$49.62	\$78.40
Sales Managers	11-2022	30	\$36.65	\$60.63	\$58.74	\$72.61
Financial Managers	11-3031	60	\$40.19	\$67.26	\$56.40	\$80.80
Construction Managers	11-9021	40	\$42.36	\$62.19	\$58.90	\$72.12
Education and Childcare Administrators, Preschool and Daycare	11-9031	30	\$18.17	\$29.69	\$24.48	\$35.45
Education Administrators, Kindergarten through Secondary	11-9032	70	\$92,539	\$106,997	\$104,016	\$114,227
Food Service Managers	11-9051	30	\$26.13	\$38.85	\$35.81	\$45.20
<b>Business and Financial Operations Occupations</b>	<b>13-0000</b>	<b>640</b>	<b>\$23.79</b>	<b>\$42.61</b>	<b>\$38.24</b>	<b>\$52.02</b>
Buyers and Purchasing Agents	13-1020	60	\$25.50	\$36.06	\$32.04	\$41.34
Cost Estimators	13-1051	40	\$23.67	\$35.99	\$31.52	\$42.15
Human Resources Specialists	13-1071	40	\$20.92	\$33.62	\$30.50	\$39.98
Project Management Specialists	13-1082	100	\$31.90	\$53.67	\$41.28	\$64.54
Market Research Analysts and Marketing Specialists	13-1161	60	\$17.74	\$31.15	\$27.47	\$37.86
Business Operations Specialists, All Other	13-1199	30	\$19.97	\$42.43	\$30.45	\$53.65
Accountants and Auditors	13-2011	160	\$27.92	\$44.56	\$39.14	\$52.88
<b>Computer and Mathematical Occupations</b>	<b>15-0000</b>	<b>200</b>	<b>\$24.28</b>	<b>\$47.11</b>	<b>\$44.24</b>	<b>\$58.52</b>
Computer User Support Specialists	15-1232	40	\$21.21	\$32.79	\$31.18	\$38.58
Network and Computer Systems Administrators	15-1244	30	\$29.71	\$53.16	\$45.51	\$64.88
Software Developers	15-1252	40	\$41.62	\$65.08	\$60.95	\$76.80
<b>Architecture and Engineering Occupations</b>	<b>17-0000</b>	<b>260</b>	<b>\$31.03</b>	<b>\$50.24</b>	<b>\$47.62</b>	<b>\$59.84</b>
Electrical Engineers	17-2071	40	\$39.72	\$59.70	\$52.98	\$69.69
Mechanical Engineers	17-2141	40	\$34.32	\$44.99	\$39.48	\$50.33
<b>Life, Physical, and Social Science Occupations</b>	<b>19-0000</b>	<b>90</b>	<b>\$31.81</b>	<b>\$57.13</b>	<b>\$63.86</b>	<b>\$69.80</b>
<b>Community and Social Service Occupations</b>	<b>21-0000</b>	<b>190</b>	<b>\$20.82</b>	<b>\$29.96</b>	<b>\$28.54</b>	<b>\$34.53</b>
Educational, Guidance, and Career Counselors and Advisors	21-1012	50	\$24.02	\$34.23	\$36.93	\$39.34
Child, Family, and School Social Workers	21-1021	40	\$21.35	\$28.55	\$24.06	\$32.15
<b>Legal Occupations</b>	<b>23-0000</b>	<b>30</b>	<b>\$28.40</b>	<b>\$45.56</b>	<b>\$41.20</b>	<b>\$54.13</b>
<b>Educational Instruction and Library Occupations</b>	<b>25-0000</b>	<b>1,570</b>	<b>\$16.03</b>	<b>\$26.91</b>	<b>\$24.02</b>	<b>\$32.34</b>
Preschool Teachers, Except Special Education	25-2011	150	\$14.73	\$18.75	\$18.58	\$20.77
Kindergarten Teachers, Except Special Education	25-2012	30	\$54,188	\$73,202	\$80,465	\$82,709
Elementary School Teachers, Except Special Education	25-2021	260	\$50,204	\$68,489	\$64,238	\$77,631

\* Some occupations, such as teachers, have a nonstandard workweek and are not paid by the hour. For these occupations, annual salaries are displayed instead of hourly wage. May 2021 occupational wages were updated to June 2022 using Employment Cost Index (ECI) factors.

<b>HAMPSTEAD - SEABROOK AREA</b>	<b>Occupational Employment &amp; Wages</b>	<b>SOC Code</b>	<b>May 2021 Estimated Employment</b>	<b>JUNE 2022</b>			
				<b>Entry Level Wage *</b>	<b>Mean (Average) Wage *</b>	<b>Median Wage *</b>	<b>Experienced Wage *</b>
	Middle School Teachers, Except Special and Career/Technical Education	25-2022	80	\$54,286	\$70,037	\$74,235	\$77,912
	Secondary School Teachers, Except Special and Career/Technical Education	25-2031	260	\$52,431	\$71,639	\$64,543	\$81,244
	Special Education Teachers, Kindergarten and Elementary School	25-2052	50	\$49,964	\$70,716	\$64,749	\$81,093
	Special Education Teachers, Secondary School	25-2058	40	\$56,764	\$69,978	\$63,492	\$76,584
	Self-Enrichment Teachers	25-3021	90	\$19.71	\$28.45	\$28.70	\$32.81
	Librarians and Media Collections Specialists	25-4022	50	\$21.80	\$32.94	\$31.61	\$38.49
	Teaching Assistants, Except Postsecondary	25-9045	440	\$26,970	\$37,384	\$38,273	\$42,590
	<b>Arts, Design, Entertainment, Sports, and Media Occupations</b>	<b>27-0000</b>	<b>200</b>	<b>\$14.68</b>	<b>\$27.21</b>	<b>\$23.72</b>	<b>\$33.47</b>
	Floral Designers	27-1023	30	\$12.29	\$17.03	\$17.38	\$19.40
	Merchandise Displayers and Window Trimmers	27-1026	30	\$14.43	\$19.05	\$15.34	\$21.36
	<b>Healthcare Practitioners and Technical Occupations</b>	<b>29-0000</b>	<b>550</b>	<b>\$21.56</b>	<b>\$42.49</b>	<b>\$38.50</b>	<b>\$52.95</b>
	Occupational Therapists	29-1122	30	\$31.92	\$42.46	\$40.34	\$47.72
	Physical Therapists	29-1123	50	\$33.15	\$45.30	\$48.28	\$51.37
	Speech-Language Pathologists	29-1127	40	\$30.93	\$44.20	\$38.89	\$50.83
	Registered Nurses	29-1141	110	\$32.60	\$44.27	\$44.89	\$50.11
	Pharmacy Technicians	29-2052	60	\$15.48	\$19.28	\$18.05	\$21.18
	<b>Healthcare Support Occupations</b>	<b>31-0000</b>	<b>440</b>	<b>\$15.18</b>	<b>\$20.62</b>	<b>\$18.72</b>	<b>\$23.33</b>
	Home Health and Personal Care Aides	31-1120	200	\$14.68	\$17.36	\$17.79	\$18.69
	Nursing Assistants	31-1131	80	\$15.17	\$19.26	\$19.11	\$21.31
	<b>Protective Service Occupations</b>	<b>33-0000</b>	<b>690</b>	<b>\$16.75</b>	<b>\$27.47</b>	<b>\$24.90</b>	<b>\$32.84</b>
	Firefighters	33-2011	140	\$17.58	\$23.19	\$20.78	\$25.99
	Police and Sheriff's Patrol Officers	33-3051	130	\$25.52	\$33.55	\$32.00	\$37.56
	Security Guards	33-9032	310	\$15.18	\$24.61	\$19.55	\$29.32
	<b>Food Preparation and Serving Related Occupations</b>	<b>35-0000</b>	<b>1,820</b>	<b>\$11.95</b>	<b>\$17.70</b>	<b>\$15.85</b>	<b>\$20.57</b>
	Chefs and Head Cooks	35-1011	40	\$24.10	\$36.13	\$33.07	\$42.15
	First-Line Supervisors of Food Preparation and Serving Workers	35-1012	180	\$17.61	\$23.90	\$23.18	\$27.04
	Cooks, Institution and Cafeteria	35-2012	40	\$16.38	\$21.94	\$20.36	\$24.72
	Cooks, Restaurant	35-2014	180	\$16.84	\$20.82	\$20.25	\$22.81
	Cooks, Short Order	35-2015	130	\$12.63	\$15.80	\$15.39	\$17.38
	Food Preparation Workers	35-2021	100	\$13.01	\$16.98	\$16.48	\$18.96
	Bartenders	35-3011	90	\$9.42	\$14.83	\$10.89	\$17.53
	Fast Food and Counter Workers	35-3023	530	\$12.17	\$14.81	\$14.34	\$16.13
	Waiters and Waitresses	35-3031	270	\$10.80	\$18.74	\$15.74	\$22.70
	Food Servers, Nonrestaurant	35-3041	30	\$14.33	\$17.57	\$18.24	\$19.17
	Dining Room and Cafeteria Attendants and Bartender Helpers	35-9011	50	\$10.07	\$12.16	\$10.68	\$13.22

\* Some occupations, such as teachers, have a nonstandard workweek and are not paid by the hour. For these occupations, annual salaries are displayed instead of hourly wage. May 2021 occupational wages were updated to June 2022 using Employment Cost Index (ECI) factors.

HAMPSTEAD - SEABROOK AREA	Occupational Employment & Wages	SOC Code	May 2021 Estimated Employment	JUNE 2022			
				Entry Level Wage *	Mean (Average) Wage *	Median Wage *	Experienced Wage *
	Dishwashers	35-9021	80	\$11.20	\$14.58	\$14.73	\$16.29
	Hosts and Hostesses, Restaurant, Lounge, and Coffee Shop	35-9031	70	\$12.84	\$15.35	\$15.49	\$16.62
	<b>Building and Grounds Cleaning and Maintenance Occupations</b>	<b>37-0000</b>	<b>600</b>	<b>\$14.82</b>	<b>\$20.89</b>	<b>\$19.90</b>	<b>\$23.91</b>
	Janitors and Cleaners, Except Maids and Housekeeping Cleaners	37-2011	250	\$13.80	\$19.04	\$19.07	\$21.66
	Maids and Housekeeping Cleaners	37-2012	40	\$13.41	\$16.95	\$16.00	\$18.71
	Pest Control Workers	37-2021	NP	\$19.94	\$25.60	\$25.66	\$28.43
	Landscaping and Groundskeeping Workers	37-3011	220	\$16.34	\$20.91	\$19.90	\$23.20
	<b>Personal Care and Service Occupations</b>	<b>39-0000</b>	<b>520</b>	<b>\$11.83</b>	<b>\$17.83</b>	<b>\$15.37</b>	<b>\$20.82</b>
	Animal Caretakers	39-2021	80	\$12.28	\$16.37	\$15.23	\$18.42
	Amusement and Recreation Attendants	39-3091	90	\$11.08	\$13.57	\$12.07	\$14.82
	Childcare Workers	39-9011	80	\$10.72	\$13.44	\$13.89	\$14.80
	<b>Sales and Related Occupations</b>	<b>41-0000</b>	<b>3,420</b>	<b>\$12.38</b>	<b>\$21.49</b>	<b>\$15.59</b>	<b>\$26.05</b>
	First-Line Supervisors of Retail Sales Workers	41-1011	380	\$18.20	\$25.96	\$24.62	\$29.85
	First-Line Supervisors of Non-Retail Sales Workers	41-1012	40	\$26.86	\$45.99	\$41.14	\$55.55
	Cashiers	41-2011	1,270	\$11.56	\$13.76	\$13.42	\$14.87
	Counter and Rental Clerks	41-2021	70	\$17.04	\$23.11	\$22.51	\$26.15
	Parts Salespersons	41-2022	50	\$14.23	\$21.16	\$19.65	\$24.63
	Retail Salespersons	41-2031	1,060	\$13.18	\$18.23	\$15.59	\$20.75
	Insurance Sales Agents	41-3021	30	\$22.53	\$36.90	\$31.84	\$44.08
	Sales Representatives of Services, Except Advertising, Insurance, Financial Services, and Travel	41-3091	110	\$20.85	\$39.66	\$32.08	\$49.05
	Sales Representatives, Wholesale and Manufacturing, Except Technical and Scientific Products	41-4012	310	\$22.29	\$44.21	\$39.92	\$55.18
	<b>Office and Administrative Support Occupations</b>	<b>43-0000</b>	<b>2,250</b>	<b>\$15.11</b>	<b>\$22.76</b>	<b>\$22.21</b>	<b>\$26.58</b>
	First-Line Supervisors of Office and Administrative Support Workers	43-1011	160	\$20.45	\$31.55	\$28.71	\$37.10
	Bookkeeping, Accounting, and Auditing Clerks	43-3031	230	\$15.23	\$23.33	\$24.28	\$27.37
	Tellers	43-3071	50	\$17.84	\$19.51	\$18.95	\$20.36
	Customer Service Representatives	43-4051	260	\$13.25	\$19.87	\$18.95	\$23.19
	Eligibility Interviewers, Government Programs	43-4061	40	\$15.36	\$21.29	\$21.53	\$24.26
	Library Assistants, Clerical	43-4121	60	\$11.49	\$15.98	\$14.94	\$18.23
	Receptionists and Information Clerks	43-4171	100	\$14.02	\$19.46	\$18.79	\$22.18
	Postal Service Clerks	43-5051	30	\$22.27	\$27.29	\$26.59	\$29.80
	Postal Service Mail Carriers	43-5052	90	\$20.38	\$28.10	\$27.91	\$31.96
	Shipping, Receiving, and Inventory Clerks	43-5071	170	\$17.23	\$22.24	\$21.78	\$24.75
	Executive Secretaries and Executive Administrative Assistants	43-6011	30	\$21.15	\$29.53	\$24.27	\$33.72
	Medical Secretaries and Administrative Assistants	43-6013	40	\$18.66	\$22.16	\$20.84	\$23.91

\* Some occupations, such as teachers, have a nonstandard workweek and are not paid by the hour. For these occupations, annual salaries are displayed instead of hourly wage. May 2021 occupational wages were updated to June 2022 using Employment Cost Index (ECI) factors.

<b>HAMPSTEAD - SEABROOK AREA</b>	<b>Occupational Employment &amp; Wages</b>	<b>SOC Code</b>	<b>May 2021 Estimated Employment</b>	<b>JUNE 2022</b>			
				<b>Entry Level Wage *</b>	<b>Mean (Average) Wage *</b>	<b>Median Wage *</b>	<b>Experienced Wage *</b>
	Secretaries and Administrative Assistants, Except Legal, Medical, and Executive	43-6014	320	\$13.35	\$20.20	\$19.27	\$23.63
	Office Clerks, General	43-9061	430	\$15.37	\$22.93	\$23.01	\$26.71
	<b>Farming, Fishing, and Forestry Occupations</b>	<b>45-0000</b>	<b>50</b>	<b>\$12.26</b>	<b>\$18.10</b>	<b>\$15.32</b>	<b>\$21.02</b>
	Farmworkers and Laborers, Crop, Nursery, and Greenhouse	45-2092	30	\$11.20	\$15.66	\$15.01	\$17.90
	<b>Construction and Extraction Occupations</b>	<b>47-0000</b>	<b>1,070</b>	<b>\$18.95</b>	<b>\$28.53</b>	<b>\$26.87</b>	<b>\$33.32</b>
	First-Line Supervisors of Construction Trades and Extraction Workers	47-1011	140	\$24.06	\$36.37	\$36.66	\$42.52
	Brickmasons and Blockmasons	47-2021	40	\$29.98	\$44.40	\$39.52	\$51.61
	Carpenters	47-2031	120	\$21.08	\$28.18	\$28.29	\$31.74
	Construction Laborers	47-2061	150	\$18.43	\$23.06	\$23.08	\$25.36
	Operating Engineers and Other Construction Equipment Operators	47-2073	80	\$18.25	\$27.63	\$28.86	\$32.32
	Electricians	47-2111	160	\$22.26	\$31.99	\$29.95	\$36.86
	Plumbers, Pipefitters, and Steamfitters	47-2152	80	\$21.76	\$32.58	\$30.45	\$37.99
	Helpers--Brickmasons, Blockmasons, Stonemasons, and Tile and Marble Setters	47-3011	30	\$19.60	\$23.18	\$23.87	\$24.97
	Highway Maintenance Workers	47-4051	110	\$13.28	\$18.26	\$18.12	\$20.74
	<b>Installation, Maintenance, and Repair Occupations</b>	<b>49-0000</b>	<b>910</b>	<b>\$18.23</b>	<b>\$29.78</b>	<b>\$28.16</b>	<b>\$35.54</b>
	First-Line Supervisors of Mechanics, Installers, and Repairers	49-1011	80	\$29.22	\$44.23	\$39.19	\$51.72
	Automotive Body and Related Repairers	49-3021	40	\$17.15	\$24.72	\$23.00	\$28.52
	Automotive Service Technicians and Mechanics	49-3023	130	\$16.04	\$24.03	\$24.13	\$28.04
	Bus and Truck Mechanics and Diesel Engine Specialists	49-3031	40	\$22.47	\$29.84	\$28.44	\$33.53
	Mobile Heavy Equipment Mechanics, Except Engines	49-3042	30	\$26.98	\$32.80	\$30.60	\$35.71
	Heating, Air Conditioning, and Refrigeration Mechanics and Installers	49-9021	120	\$19.89	\$31.70	\$30.39	\$37.61
	Industrial Machinery Mechanics	49-9041	60	\$22.24	\$34.60	\$31.00	\$40.79
	Electrical Power-Line Installers and Repairers	49-9051	30	\$39.97	\$50.15	\$49.92	\$55.24
	Maintenance and Repair Workers, General	49-9071	130	\$17.94	\$25.22	\$24.47	\$28.85
	Helpers--Installation, Maintenance, and Repair Workers	49-9098	30	\$12.58	\$17.96	\$17.54	\$20.66
	<b>Production Occupations</b>	<b>51-0000</b>	<b>1,030</b>	<b>\$17.21</b>	<b>\$28.27</b>	<b>\$24.23</b>	<b>\$33.80</b>
	First-Line Supervisors of Production and Operating Workers	51-1011	100	\$27.19	\$47.71	\$39.22	\$57.97
	Electrical, electronic, and electromechanical assemblers, except coil winders, tapers, and finishers	51-2028	50	\$15.05	\$20.11	\$19.18	\$22.63
	Miscellaneous Assemblers and Fabricators	51-2090	100	\$15.19	\$21.41	\$19.51	\$24.53
	Extruding and Drawing Machine Setters, Operators, and Tenders, Metal and Plastic	51-4021	NP	\$15.31	\$18.34	\$19.25	\$19.85
	Cutting, Punching, and Press Machine Setters, Operators, and Tenders, Metal and Plastic	51-4031	30	\$17.58	\$22.09	\$21.71	\$24.35
	Grinding, Lapping, Polishing, and Buffing Machine Tool Setters, Operators, and Tenders, Metal and Plastic	51-4033	30	\$16.73	\$20.58	\$19.18	\$22.51

\* Some occupations, such as teachers, have a nonstandard workweek and are not paid by the hour. For these occupations, annual salaries are displayed instead of hourly wage. May 2021 occupational wages were updated to June 2022 using Employment Cost Index (ECI) factors.

<b>HAMPSTEAD - SEABROOK AREA</b>	<b>Occupational Employment &amp; Wages</b>	<b>SOC Code</b>	<b>May 2021 Estimated Employment</b>	<b>JUNE 2022</b>			
				<b>Entry Level Wage *</b>	<b>Mean (Average) Wage *</b>	<b>Median Wage *</b>	<b>Experienced Wage *</b>
	Machinists	51-4041	90	\$20.58	\$27.92	\$24.47	\$31.58
	Welders, Cutters, Solderers, and Brazers	51-4121	50	\$21.09	\$29.52	\$26.58	\$33.73
	Cabinetmakers and Bench Carpenters	51-7011	NP	\$22.89	\$27.59	\$29.99	\$29.93
	Inspectors, Testers, Sorters, Samplers, and Weighers	51-9061	60	\$20.09	\$28.42	\$27.03	\$32.58
	Coating, Painting, and Spraying Machine Setters, Operators, and Tenders	51-9124	30	\$17.39	\$21.85	\$18.73	\$24.07
	Computer Numerically Controlled Tool Operators	51-9161	120	\$20.65	\$27.24	\$27.35	\$30.52
	Helpers--Production Workers	51-9198	30	\$14.39	\$17.89	\$16.77	\$19.64
	<b>Transportation and Material Moving Occupations</b>	<b>53-0000</b>	<b>2,200</b>	<b>\$12.45</b>	<b>\$20.20</b>	<b>\$18.26</b>	<b>\$24.08</b>
	First-Line Supervisors of Transportation and Material-Moving Workers, Except Aircraft Cargo Handling Supervisors	53-1047	120	\$20.64	\$29.89	\$25.84	\$34.52
	Heavy and Tractor-Trailer Truck Drivers	53-3032	410	\$23.70	\$29.54	\$30.93	\$32.45
	Light Truck Drivers	53-3033	160	\$13.51	\$18.75	\$18.18	\$21.36
	Industrial Truck and Tractor Operators	53-7051	60	\$20.31	\$26.93	\$31.30	\$30.25
	Laborers and Freight, Stock, and Material Movers, Hand	53-7062	140	\$14.90	\$18.84	\$18.79	\$20.82
	Packers and Packers, Hand	53-7064	NP	\$11.85	\$12.67	\$12.17	\$13.08
	Stockers and Order Fillers	53-7065	780	\$12.11	\$16.24	\$15.56	\$18.31

\* Some occupations, such as teachers, have a nonstandard workweek and are not paid by the hour. For these occupations, annual salaries are displayed instead of hourly wage. May 2021 occupational wages were updated to June 2022 using Employment Cost Index (ECI) factors.

Occupational Employment & Wages	SOC Code	May 2021 Estimated Employment	JUNE 2022			
			Entry Level Wage *	Mean (Average) Wage *	Median Wage *	Experienced Wage *
<b>Total all occupations</b>	<b>00-0000</b>	<b>23,170</b>	<b>\$13.31</b>	<b>\$26.78</b>	<b>\$19.57</b>	<b>\$33.52</b>
<b>Management Occupations</b>	<b>11-0000</b>	<b>1,340</b>	<b>\$28.71</b>	<b>\$56.85</b>	<b>\$49.71</b>	<b>\$70.91</b>
General and Operations Managers	11-1021	430	\$26.19	\$54.76	\$47.58	\$69.06
Legislators	11-1031	30	\$17,924	\$25,832	\$18,332	\$29,785
Marketing Managers	11-2021	30	\$47.36	\$69.35	\$65.55	\$80.35
Sales Managers	11-2022	60	\$41.85	\$70.97	\$65.13	\$85.53
Facilities Managers	11-3013	30	\$31.43	\$50.27	\$40.21	\$59.70
Computer and Information Systems Managers	11-3021	80	\$49.59	\$74.03	\$76.24	\$86.26
Financial Managers	11-3031	130	\$42.60	\$71.12	\$64.01	\$85.38
Industrial Production Managers	11-3051	30	\$37.32	\$52.42	\$49.75	\$59.97
Purchasing Managers	11-3061	30	\$46.74	\$70.35	\$64.01	\$82.15
Transportation, Storage, and Distribution Managers	11-3071	30	\$44.09	\$72.31	\$65.82	\$86.42
Education Administrators, Kindergarten through Secondary	11-9032	50	\$70,470	\$90,048	\$96,977	\$99,838
Medical and Health Services Managers	11-9111	70	\$37.26	\$62.02	\$59.98	\$74.40
Social and Community Service Managers	11-9151	50	\$24.03	\$32.17	\$30.10	\$36.23
<b>Business and Financial Operations Occupations</b>	<b>13-0000</b>	<b>1,320</b>	<b>\$23.83</b>	<b>\$37.28</b>	<b>\$32.04</b>	<b>\$44.00</b>
Buyers and Purchasing Agents	13-1020	210	\$25.06	\$33.29	\$31.80	\$37.41
Human Resources Specialists	13-1071	110	\$24.20	\$35.35	\$31.52	\$40.92
Logisticians	13-1081	30	\$28.62	\$35.11	\$32.04	\$38.35
Project Management Specialists	13-1082	100	\$28.43	\$44.78	\$40.09	\$52.94
Management Analysts	13-1111	80	\$30.82	\$46.34	\$40.75	\$54.09
Training and Development Specialists	13-1151	50	\$19.10	\$30.92	\$29.25	\$36.84
Market Research Analysts and Marketing Specialists	13-1161	80	\$22.84	\$36.12	\$31.80	\$42.75
Business Operations Specialists, All Other	13-1199	40	\$21.33	\$36.80	\$34.12	\$44.53
Accountants and Auditors	13-2011	240	\$26.81	\$37.33	\$32.04	\$42.60
Financial and Investment Analysts	13-2051	50	\$31.10	\$38.32	\$39.56	\$41.94
Insurance Underwriters	13-2053	70	\$30.93	\$50.67	\$51.05	\$60.53
Loan Officers	13-2072	40	\$22.23	\$48.62	\$37.99	\$61.80
Tax Preparers	13-2082	40	\$14.06	\$21.47	\$18.20	\$25.16
<b>Computer and Mathematical Occupations</b>	<b>15-0000</b>	<b>520</b>	<b>\$26.57</b>	<b>\$44.49</b>	<b>\$40.18</b>	<b>\$53.45</b>
Computer Systems Analysts	15-1211	80	\$29.62	\$46.14	\$40.32	\$54.40
Computer User Support Specialists	15-1232	90	\$20.61	\$27.27	\$24.27	\$30.61
Network and Computer Systems Administrators	15-1244	60	\$28.53	\$42.00	\$38.86	\$48.73
Software Developers	15-1252	160	\$36.35	\$51.73	\$51.62	\$59.44
<b>Architecture and Engineering Occupations</b>	<b>17-0000</b>	<b>240</b>	<b>\$27.22</b>	<b>\$41.93</b>	<b>\$39.37</b>	<b>\$49.27</b>
Electrical Engineers	17-2071	30	\$36.18	\$50.66	\$51.21	\$57.91
Industrial Engineers	17-2112	50	\$33.33	\$44.08	\$40.17	\$49.46
Mechanical Engineers	17-2141	50	\$34.63	\$46.68	\$48.85	\$52.71

\* Some occupations, such as teachers, have a nonstandard workweek and are not paid by the hour. For these occupations, annual salaries are displayed instead of hourly wage. May 2021 occupational wages were updated to June 2022 using Employment Cost Index (ECI) factors.

KEENE AREA Occupational Employment & Wages	SOC Code	May 2021 Estimated Employment	JUNE 2022			
			Entry Level Wage *	Mean (Average) Wage *	Median Wage *	Experienced Wage *
<b>Life, Physical, and Social Science Occupations</b>	<b>19-0000</b>	<b>80</b>	<b>\$23.86</b>	<b>\$39.17</b>	<b>\$31.23</b>	<b>\$46.83</b>
<b>Community and Social Service Occupations</b>	<b>21-0000</b>	<b>520</b>	<b>\$16.18</b>	<b>\$22.91</b>	<b>\$19.62</b>	<b>\$26.28</b>
Educational, Guidance, and Career Counselors and Advisors	21-1012	100	\$20.16	\$27.54	\$29.00	\$31.23
Substance abuse, behavioral disorder, and mental health counselors	21-1018	100	\$17.39	\$24.58	\$24.32	\$28.18
Healthcare Social Workers	21-1022	30	\$23.77	\$30.16	\$30.21	\$33.36
Social and Human Service Assistants	21-1093	120	\$13.68	\$17.10	\$15.36	\$18.82
Community Health Workers	21-1094	NP	\$18.62	\$19.86	\$19.38	\$20.49
Community and Social Service Specialists, All Other	21-1099	30	\$18.08	\$21.10	\$19.38	\$22.61
<b>Legal Occupations</b>	<b>23-0000</b>	<b>80</b>	<b>\$25.01</b>	<b>\$48.82</b>	<b>\$39.08</b>	<b>\$60.73</b>
Lawyers	23-1011	60	\$30.88	\$57.00	\$39.12	\$70.06
<b>Educational Instruction and Library Occupations</b>	<b>25-0000</b>	<b>1,740</b>	<b>\$15.98</b>	<b>\$29.01</b>	<b>\$24.54</b>	<b>\$35.52</b>
Preschool Teachers, Except Special Education	25-2011	110	\$13.53	\$16.19	\$14.76	\$17.51
Elementary School Teachers, Except Special Education	25-2021	200	\$46,125	\$59,432	\$63,739	\$66,086
Middle School Teachers, Except Special and Career/Technical Education	25-2022	150	\$44,882	\$56,921	\$62,848	\$62,941
Secondary School Teachers, Except Special and Career/Technical Education	25-2031	220	\$46,609	\$64,167	\$63,739	\$72,945
Special Education Teachers, Kindergarten and Elementary School	25-2052	30	\$43,781	\$58,888	\$52,468	\$66,441
Special Education Teachers, Middle School	25-2057	30	\$46,275	\$63,527	\$62,838	\$72,153
Special Education Teachers, Secondary School	25-2058	40	\$47,570	\$59,654	\$63,739	\$65,696
Self-Enrichment Teachers	25-3021	40	\$17.10	\$31.39	\$30.57	\$38.52
Tutors	25-3041	60	\$13.85	\$16.06	\$14.66	\$17.17
Librarians and Media Collections Specialists	25-4022	70	\$18.69	\$27.03	\$24.54	\$31.21
Teaching Assistants, Except Postsecondary	25-9045	310	\$29,397	\$36,519	\$38,248	\$40,080
<b>Arts, Design, Entertainment, Sports, and Media Occupations</b>	<b>27-0000</b>	<b>200</b>	<b>\$13.27</b>	<b>\$25.97</b>	<b>\$23.67</b>	<b>\$32.32</b>
Coaches and Scouts	27-2022	40	\$19,931	\$39,855	\$30,358	\$49,816
News Analysts, Reporters, and Journalists	27-3023	NP	\$14.85	\$16.13	\$15.47	\$16.77
Public Relations Specialists	27-3031	30	\$21.14	\$31.94	\$30.47	\$37.34
<b>Healthcare Practitioners and Technical Occupations</b>	<b>29-0000</b>	<b>1,470</b>	<b>\$23.21</b>	<b>\$48.30</b>	<b>\$37.74</b>	<b>\$60.85</b>
Pharmacists	29-1051	40	\$53.62	\$67.41	\$65.23	\$74.31
Physician Assistants	29-1071	NP	\$57.71	\$63.91	\$65.73	\$67.02
Occupational Therapists	29-1122	30	\$27.57	\$37.14	\$37.97	\$41.94
Physical Therapists	29-1123	40	\$31.86	\$41.67	\$48.09	\$46.59
Speech-Language Pathologists	29-1127	30	\$26.03	\$35.35	\$38.61	\$40.02
Registered Nurses	29-1141	540	\$29.36	\$37.24	\$37.74	\$41.17
Nurse Practitioners	29-1171	NP	\$48.05	\$58.12	\$64.39	\$63.15

\* Some occupations, such as teachers, have a nonstandard workweek and are not paid by the hour. For these occupations, annual salaries are displayed instead of hourly wage. May 2021 occupational wages were updated to June 2022 using Employment Cost Index (ECI) factors.



Occupational Employment & Wages	SOC Code	May 2021 Estimated Employment	JUNE 2022			
			Entry Level Wage *	Mean (Average) Wage *	Median Wage *	Experienced Wage *
Dental Hygienists	29-1292	70	\$35.46	\$41.60	\$39.26	\$44.67
Pharmacy Technicians	29-2052	50	\$14.22	\$17.85	\$18.44	\$19.68
Veterinary Technologists and Technicians	29-2056	30	\$14.08	\$18.48	\$18.52	\$20.68
Licensed Practical and Licensed Vocational Nurses	29-2061	180	\$22.25	\$26.12	\$24.12	\$28.06
<b>Healthcare Support Occupations</b>	<b>31-0000</b>	<b>1,150</b>	<b>\$13.03</b>	<b>\$17.35</b>	<b>\$15.70</b>	<b>\$19.51</b>
Home Health and Personal Care Aides	31-1120	430	\$12.03	\$14.30	\$14.35	\$15.44
Nursing Assistants	31-1131	430	\$14.90	\$17.68	\$18.96	\$19.06
Dental Assistants	31-9091	70	\$19.38	\$24.68	\$24.47	\$27.34
Medical Assistants	31-9092	NP	\$16.31	\$20.42	\$19.93	\$22.47
<b>Protective Service Occupations</b>	<b>33-0000</b>	<b>420</b>	<b>\$14.76</b>	<b>\$24.70</b>	<b>\$24.07</b>	<b>\$29.66</b>
Firefighters	33-2011	70	\$15.26	\$22.42	\$19.17	\$25.99
Police and Sheriff's Patrol Officers	33-3051	90	\$24.30	\$30.41	\$31.32	\$33.47
Security Guards	33-9032	90	\$13.01	\$18.61	\$15.50	\$21.41
<b>Food Preparation and Serving Related Occupations</b>	<b>35-0000</b>	<b>1,830</b>	<b>\$10.65</b>	<b>\$15.44</b>	<b>\$14.79</b>	<b>\$17.83</b>
Chefs and Head Cooks	35-1011	30	\$19.48	\$33.08	\$31.72	\$39.87
First-Line Supervisors of Food Preparation and Serving Workers	35-1012	170	\$14.84	\$20.79	\$19.38	\$23.76
Cooks, Institution and Cafeteria	35-2012	80	\$14.84	\$19.40	\$18.51	\$21.68
Cooks, Restaurant	35-2014	190	\$14.09	\$17.56	\$18.78	\$19.28
Cooks, Short Order	35-2015	140	\$12.01	\$14.25	\$14.79	\$15.36
Food Preparation Workers	35-2021	160	\$13.40	\$16.81	\$15.91	\$18.50
Bartenders	35-3011	80	\$9.33	\$15.01	\$11.97	\$17.84
Fast Food and Counter Workers	35-3023	500	\$10.62	\$12.69	\$12.01	\$13.74
Waiters and Waitresses	35-3031	210	\$9.13	\$15.33	\$10.19	\$18.42
Food Servers, Nonrestaurant	35-3041	50	\$11.44	\$13.51	\$14.45	\$14.55
Dishwashers	35-9021	80	\$10.34	\$12.63	\$12.50	\$13.78
<b>Building and Grounds Cleaning and Maintenance Occupations</b>	<b>37-0000</b>	<b>660</b>	<b>\$13.16</b>	<b>\$17.61</b>	<b>\$15.79</b>	<b>\$19.83</b>
First-Line Supervisors of Housekeeping and Janitorial Workers	37-1011	30	\$18.09	\$24.03	\$20.51	\$27.01
Janitors and Cleaners, Except Maids and Housekeeping Cleaners	37-2011	360	\$13.02	\$16.85	\$15.79	\$18.76
Maids and Housekeeping Cleaners	37-2012	80	\$12.93	\$15.17	\$14.80	\$16.29
Landscaping and Groundskeeping Workers	37-3011	160	\$14.02	\$18.55	\$18.97	\$20.82
<b>Personal Care and Service Occupations</b>	<b>39-0000</b>	<b>450</b>	<b>\$10.57</b>	<b>\$16.31</b>	<b>\$15.06</b>	<b>\$19.17</b>
Animal Caretakers	39-2021	50	\$11.53	\$15.01	\$15.06	\$16.73
Hairdressers, Hairstylists, and Cosmetologists	39-5012	60	\$11.63	\$16.73	\$14.86	\$19.27
Childcare Workers	39-9011	90	\$10.42	\$12.75	\$11.72	\$13.92
Exercise Trainers and Group Fitness Instructors	39-9031	50	\$15.99	\$20.83	\$19.17	\$23.25
Recreation Workers	39-9032	90	\$10.29	\$15.29	\$14.83	\$17.79

\* Some occupations, such as teachers, have a nonstandard workweek and are not paid by the hour. For these occupations, annual salaries are displayed instead of hourly wage. May 2021 occupational wages were updated to June 2022 using Employment Cost Index (ECI) factors.

KEENE AREA Occupational Employment & Wages	SOC Code	May 2021 Estimated Employment	JUNE 2022			
			Entry Level Wage *	Mean (Average) Wage *	Median Wage *	Experienced Wage *
<b>Sales and Related Occupations</b>	<b>41-0000</b>	<b>2,530</b>	<b>\$11.60</b>	<b>\$21.38</b>	<b>\$15.02</b>	<b>\$26.26</b>
First-Line Supervisors of Retail Sales Workers	41-1011	290	\$16.01	\$24.38	\$21.07	\$28.56
First-Line Supervisors of Non-Retail Sales Workers	41-1012	50	\$29.38	\$53.42	\$51.91	\$65.45
Cashiers	41-2011	670	\$11.04	\$13.00	\$12.23	\$13.98
Counter and Rental Clerks	41-2021	70	\$13.64	\$22.59	\$19.36	\$27.05
Parts Salespersons	41-2022	40	\$13.73	\$18.64	\$18.62	\$21.09
Retail Salespersons	41-2031	920	\$11.23	\$16.40	\$14.62	\$18.97
Advertising Sales Agents	41-3011	30	\$14.73	\$24.24	\$24.57	\$28.99
Insurance Sales Agents	41-3021	40	\$27.72	\$47.42	\$38.82	\$57.29
Sales Representatives of Services, Except Advertising, Insurance, Financial Services, and Travel	41-3091	60	\$17.01	\$31.27	\$30.03	\$38.41
Sales Representatives, Wholesale and Manufacturing, Technical and Scientific Products	41-4011	80	\$21.67	\$45.08	\$31.89	\$56.77
Sales Representatives, Wholesale and Manufacturing, Except Technical and Scientific Products	41-4012	210	\$21.62	\$37.44	\$39.55	\$45.35
<b>Office and Administrative Support Occupations</b>	<b>43-0000</b>	<b>3,300</b>	<b>\$14.98</b>	<b>\$21.81</b>	<b>\$19.41</b>	<b>\$25.22</b>
First-Line Supervisors of Office and Administrative Support Workers	43-1011	290	\$20.94	\$32.05	\$30.53	\$37.61
Bill and Account Collectors	43-3011	30	\$14.90	\$19.74	\$18.76	\$22.16
Billing and Posting Clerks	43-3021	70	\$17.55	\$24.65	\$23.78	\$28.20
Bookkeeping, Accounting, and Auditing Clerks	43-3031	330	\$16.22	\$21.75	\$19.60	\$24.51
Procurement Clerks	43-3061	70	\$15.90	\$20.19	\$18.76	\$22.34
Tellers	43-3071	40	\$14.52	\$16.64	\$15.22	\$17.70
Customer Service Representatives	43-4051	390	\$14.60	\$22.17	\$19.46	\$25.95
Hotel, Motel, and Resort Desk Clerks	43-4081	30	\$11.97	\$14.44	\$14.64	\$15.66
Interviewers, Except Eligibility and Loan	43-4111	40	\$17.51	\$22.90	\$22.70	\$25.58
Library Assistants, Clerical	43-4121	30	\$10.63	\$15.59	\$15.18	\$18.06
Loan Interviewers and Clerks	43-4131	30	\$16.15	\$22.87	\$24.15	\$26.22
Human Resources Assistants, Except Payroll and Timekeeping	43-4161	30	\$17.23	\$20.25	\$18.94	\$21.76
Receptionists and Information Clerks	43-4171	210	\$12.78	\$16.64	\$18.27	\$18.56
Cargo and Freight Agents	43-5011	NP	\$17.77	\$20.03	\$18.76	\$21.16
Dispatchers, Except Police, Fire, and Ambulance	43-5032	40	\$16.63	\$22.23	\$24.03	\$25.03
Postal Service Clerks	43-5051	30	\$22.30	\$26.25	\$26.06	\$28.24
Postal Service Mail Carriers	43-5052	60	\$20.10	\$27.57	\$24.80	\$31.32
Production, Planning, and Expediting Clerks	43-5061	30	\$18.04	\$26.26	\$24.73	\$30.38
Shipping, Receiving, and Inventory Clerks	43-5071	180	\$13.88	\$18.47	\$18.69	\$20.76
Executive Secretaries and Executive Administrative Assistants	43-6011	40	\$23.86	\$31.24	\$30.85	\$34.94
Medical Secretaries and Administrative Assistants	43-6013	80	\$17.48	\$20.77	\$19.46	\$22.41
Secretaries and Administrative Assistants, Except Legal, Medical, and Executive	43-6014	320	\$14.88	\$20.04	\$19.18	\$22.62
Data Entry Keyers	43-9021	30	\$15.78	\$19.15	\$18.49	\$20.84
Insurance Claims and Policy Processing Clerks	43-9041	70	\$19.79	\$27.22	\$24.73	\$30.95
Office Clerks, General	43-9061	560	\$14.54	\$20.44	\$19.18	\$23.40

\* Some occupations, such as teachers, have a nonstandard workweek and are not paid by the hour. For these occupations, annual salaries are displayed instead of hourly wage. May 2021 occupational wages were updated to June 2022 using Employment Cost Index (ECI) factors.

Occupational Employment & Wages	SOC Code	May 2021 Estimated Employment	JUNE 2022			
			Entry Level Wage *	Mean (Average) Wage *	Median Wage *	Experienced Wage *
<b>Farming, Fishing, and Forestry Occupations</b>	<b>45-0000</b>	<b>30</b>	<b>\$11.97</b>	<b>\$16.72</b>	<b>\$16.00</b>	<b>\$19.10</b>
Farmworkers and Laborers, Crop, Nursery, and Greenhouse	45-2092	NP	\$11.17	\$14.89	\$14.94	\$16.76
<b>Construction and Extraction Occupations</b>	<b>47-0000</b>	<b>730</b>	<b>\$17.34</b>	<b>\$24.27</b>	<b>\$23.59</b>	<b>\$27.73</b>
First-Line Supervisors of Construction Trades and Extraction Workers	47-1011	70	\$26.54	\$33.24	\$30.82	\$36.60
Carpenters	47-2031	110	\$19.95	\$23.89	\$23.71	\$25.86
Construction Laborers	47-2061	80	\$15.60	\$19.04	\$18.64	\$20.76
Electricians	47-2111	100	\$20.33	\$28.38	\$29.77	\$32.40
Painters, Construction and Maintenance	47-2141	60	\$15.71	\$20.26	\$18.93	\$22.54
Plumbers, Pipefitters, and Steamfitters	47-2152	50	\$17.96	\$25.61	\$23.97	\$29.44
Roofers	47-2181	50	\$18.62	\$23.59	\$23.87	\$26.07
Sheet Metal Workers	47-2211	30	\$16.70	\$21.91	\$19.25	\$24.53
Highway Maintenance Workers	47-4051	50	\$18.16	\$22.58	\$23.43	\$24.78
<b>Installation, Maintenance, and Repair Occupations</b>	<b>49-0000</b>	<b>860</b>	<b>\$16.80</b>	<b>\$26.39</b>	<b>\$23.99</b>	<b>\$31.18</b>
First-Line Supervisors of Mechanics, Installers, and Repairers	49-1011	80	\$23.48	\$38.28	\$38.31	\$45.68
Computer, Automated Teller, and Office Machine Repairers	49-2011	NP	\$17.51	\$25.13	\$24.40	\$28.95
Automotive Body and Related Repairers	49-3021	30	\$13.63	\$21.32	\$23.79	\$25.16
Automotive Service Technicians and Mechanics	49-3023	180	\$16.55	\$24.00	\$23.66	\$27.72
Bus and Truck Mechanics and Diesel Engine Specialists	49-3031	50	\$18.16	\$25.16	\$23.99	\$28.67
Tire Repairers and Changers	49-3093	30	\$12.54	\$14.55	\$14.26	\$15.56
Heating, Air Conditioning, and Refrigeration Mechanics and Installers	49-9021	40	\$21.63	\$29.02	\$25.47	\$32.71
Industrial Machinery Mechanics	49-9041	50	\$18.33	\$25.56	\$24.42	\$29.18
Maintenance and Repair Workers, General	49-9071	210	\$17.07	\$23.50	\$23.51	\$26.72
<b>Production Occupations</b>	<b>51-0000</b>	<b>1,650</b>	<b>\$14.20</b>	<b>\$20.83</b>	<b>\$19.23</b>	<b>\$24.16</b>
First-Line Supervisors of Production and Operating Workers	51-1011	130	\$21.87	\$32.26	\$31.28	\$37.46
Miscellaneous Assemblers and Fabricators	51-2090	440	\$13.54	\$18.25	\$18.93	\$20.60
Machinists	51-4041	100	\$17.08	\$23.98	\$24.27	\$27.43
Molding, Coremaking, and Casting Machine Setters, Operators, and Tenders, Metal and Plastic	51-4072	60	\$15.87	\$21.06	\$23.26	\$23.65
Multiple Machine Tool Setters, Operators, and Tenders, Metal and Plastic	51-4081	NP	\$18.88	\$22.48	\$24.07	\$24.28
Metal Workers and Plastic Workers, All Other	51-4199	NP	\$15.08	\$18.15	\$19.24	\$19.68
Printing Press Operators	51-5112	40	\$13.88	\$16.76	\$15.44	\$18.21
Laundry and Dry-Cleaning Workers	51-6011	50	\$11.83	\$14.17	\$14.75	\$15.35
Woodworking Machine Setters, Operators, and Tenders, Except Sawing	51-7042	40	\$15.29	\$19.25	\$18.91	\$21.22
Inspectors, Testers, Sorters, Samplers, and Weighers	51-9061	100	\$17.59	\$22.65	\$23.71	\$25.18
Computer Numerically Controlled Tool Operators	51-9161	100	\$15.26	\$19.50	\$19.39	\$21.64
Computer Numerically Controlled Tool Programmers	51-9162	30	\$22.98	\$26.56	\$24.82	\$28.35

\* Some occupations, such as teachers, have a nonstandard workweek and are not paid by the hour. For these occupations, annual salaries are displayed instead of hourly wage. May 2021 occupational wages were updated to June 2022 using Employment Cost Index (ECI) factors.

KEENE AREA Occupational Employment & Wages	SOC Code	May 2021 Estimated Employment	JUNE 2022			
			Entry Level Wage *	Mean (Average) Wage *	Median Wage *	Experienced Wage *
<b>Transportation and Material Moving Occupations</b>	<b>53-0000</b>	<b>2,050</b>	<b>\$12.32</b>	<b>\$17.97</b>	<b>\$15.46</b>	<b>\$20.79</b>
First-Line Supervisors of Transportation and Material-Moving Workers, Except Aircraft Cargo Handling Supervisors	53-1047	100	\$19.73	\$28.36	\$25.35	\$32.67
Driver/Sales Workers	53-3031	80	\$8.96	\$14.90	\$15.46	\$17.86
Heavy and Tractor-Trailer Truck Drivers	53-3032	220	\$20.57	\$26.37	\$25.27	\$29.27
Light Truck Drivers	53-3033	210	\$11.33	\$17.51	\$15.18	\$20.60
Bus Drivers, School	53-3051	70	\$15.42	\$19.84	\$19.33	\$22.05
Shuttle Drivers and Chauffeurs	53-3053	70	\$11.30	\$14.13	\$14.48	\$15.54
Industrial Truck and Tractor Operators	53-7051	100	\$14.99	\$20.05	\$19.76	\$22.59
Cleaners of Vehicles and Equipment	53-7061	30	\$12.89	\$17.11	\$14.97	\$19.22
Laborers and Freight, Stock, and Material Movers, Hand	53-7062	280	\$13.60	\$16.70	\$15.46	\$18.25
Packers and Packers, Hand	53-7064	170	\$11.27	\$12.98	\$11.76	\$13.84
Stockers and Order Fillers	53-7065	590	\$12.30	\$15.44	\$14.91	\$17.01
Refuse and Recyclable Material Collectors	53-7081	50	\$13.01	\$17.00	\$15.87	\$19.00

\* Some occupations, such as teachers, have a nonstandard workweek and are not paid by the hour. For these occupations, annual salaries are displayed instead of hourly wage. May 2021 occupational wages were updated to June 2022 using Employment Cost Index (ECI) factors.

LACONIA - BELMONT AREA Occupational Employment & Wages	SOC Code	May 2021 Estimated Employment	JUNE 2022			
			Entry Level Wage *	Mean (Average) Wage *	Median Wage *	Experienced Wage *
<b>Total all occupations</b>	<b>00-0000</b>	<b>20,840</b>	<b>\$13.33</b>	<b>\$25.86</b>	<b>\$20.03</b>	<b>\$32.13</b>
<b>Management Occupations</b>	<b>11-0000</b>	<b>1,190</b>	<b>\$26.15</b>	<b>\$51.58</b>	<b>\$47.38</b>	<b>\$64.30</b>
General and Operations Managers	11-1021	510	\$24.43	\$51.29	\$40.30	\$64.71
Sales Managers	11-2022	50	\$27.45	\$55.08	\$48.44	\$68.89
Computer and Information Systems Managers	11-3021	40	\$53.01	\$70.70	\$66.23	\$79.55
Financial Managers	11-3031	100	\$32.29	\$59.64	\$49.83	\$73.32
Construction Managers	11-9021	50	\$35.11	\$51.90	\$47.42	\$60.29
Education Administrators, Kindergarten through Secondary	11-9032	60	\$77.053	\$100.097	\$102.545	\$111.619
Architectural and Engineering Managers	11-9041	30	\$53.93	\$69.36	\$64.29	\$77.09
Food Service Managers	11-9051	40	\$21.23	\$32.88	\$29.60	\$38.70
Medical and Health Services Managers	11-9111	50	\$33.91	\$58.45	\$49.85	\$70.72
Social and Community Service Managers	11-9151	40	\$23.41	\$35.33	\$30.14	\$41.29
<b>Business and Financial Operations Occupations</b>	<b>13-0000</b>	<b>720</b>	<b>\$21.87</b>	<b>\$37.65</b>	<b>\$31.80</b>	<b>\$45.54</b>
Buyers and Purchasing Agents	13-1020	50	\$22.79	\$28.99	\$26.35	\$32.10
Cost Estimators	13-1051	30	\$20.18	\$30.79	\$29.06	\$36.09
Human Resources Specialists	13-1071	50	\$23.57	\$33.77	\$31.74	\$38.87
Project Management Specialists	13-1082	100	\$27.15	\$45.90	\$40.40	\$55.27
Management Analysts	13-1111	40	\$26.09	\$60.34	\$48.38	\$77.47
Training and Development Specialists	13-1151	30	\$18.58	\$31.71	\$30.58	\$38.27
Market Research Analysts and Marketing Specialists	13-1161	40	\$19.78	\$29.68	\$29.74	\$34.63
Accountants and Auditors	13-2011	140	\$26.45	\$38.20	\$38.35	\$44.08
Personal Financial Advisors	13-2052	30	\$28.65	\$50.09	\$40.09	\$60.82
Loan Officers	13-2072	60	\$22.44	\$40.37	\$31.14	\$49.33
<b>Computer and Mathematical Occupations</b>	<b>15-0000</b>	<b>220</b>	<b>\$24.20</b>	<b>\$41.09</b>	<b>\$39.12</b>	<b>\$49.53</b>
Computer User Support Specialists	15-1232	50	\$18.97	\$27.01	\$24.34	\$31.02
Network and Computer Systems Administrators	15-1244	30	\$32.49	\$42.53	\$40.34	\$47.56
Software Developers	15-1252	50	\$33.18	\$49.26	\$50.07	\$57.31
<b>Architecture and Engineering Occupations</b>	<b>17-0000</b>	<b>330</b>	<b>\$26.42</b>	<b>\$41.16</b>	<b>\$38.87</b>	<b>\$48.53</b>
Civil Engineers	17-2051	30	\$28.92	\$50.55	\$39.60	\$61.36
Electrical Engineers	17-2071	40	\$34.65	\$48.38	\$49.50	\$55.25
Industrial Engineers	17-2112	50	\$29.40	\$41.30	\$38.85	\$47.24
Mechanical Engineers	17-2141	50	\$34.95	\$46.60	\$48.09	\$52.43
Industrial Engineering Technologists and Technicians	17-3026	30	\$21.42	\$28.94	\$29.85	\$32.70
<b>Life, Physical, and Social Science Occupations</b>	<b>19-0000</b>	<b>80</b>	<b>\$19.90</b>	<b>\$37.18</b>	<b>\$31.40</b>	<b>\$45.83</b>
<b>Community and Social Service Occupations</b>	<b>21-0000</b>	<b>310</b>	<b>\$16.38</b>	<b>\$23.65</b>	<b>\$23.30</b>	<b>\$27.28</b>
Educational, Guidance, and Career Counselors and Advisors	21-1012	50	\$22.59	\$31.40	\$30.44	\$35.79

\* Some occupations, such as teachers, have a nonstandard workweek and are not paid by the hour. For these occupations, annual salaries are displayed instead of hourly wage. May 2021 occupational wages were updated to June 2022 using Employment Cost Index (ECI) factors.

LACONIA - BELMONT AREA	Occupational Employment & Wages	SOC Code	May 2021 Estimated Employment	JUNE 2022		
				Entry Level Wage *	Mean (Average) Wage *	Median Wage *
Rehabilitation Counselors	21-1015	30	\$16.21	\$19.99	\$19.48	\$21.87
Substance abuse, behavioral disorder, and mental health counselors	21-1018	80	\$17.25	\$23.04	\$23.46	\$25.92
Child, Family, and School Social Workers	21-1021	30	\$20.41	\$25.90	\$24.03	\$28.64
Social and Human Service Assistants	21-1093	70	\$13.22	\$17.49	\$18.18	\$19.62
<b>Legal Occupations</b>	<b>23-0000</b>	<b>100</b>	<b>\$24.07</b>	<b>\$44.24</b>	<b>\$38.46</b>	<b>\$54.33</b>
Lawyers	23-1011	50	\$33.68	\$55.81	\$47.83	\$66.88
<b>Educational Instruction and Library Occupations</b>	<b>25-0000</b>	<b>1,560</b>	<b>\$15.56</b>	<b>\$26.84</b>	<b>\$24.48</b>	<b>\$32.49</b>
Preschool Teachers, Except Special Education	25-2011	70	\$12.89	\$15.54	\$14.55	\$16.86
Kindergarten Teachers, Except Special Education	25-2012	30	\$51,935	\$64,827	\$64,511	\$71,273
Elementary School Teachers, Except Special Education	25-2021	320	\$51,456	\$73,876	\$64,851	\$85,086
Middle School Teachers, Except Special and Career/Technical Education	25-2022	140	\$49,722	\$65,967	\$64,511	\$74,089
Secondary School Teachers, Except Special and Career/Technical Education	25-2031	180	\$48,432	\$65,804	\$63,871	\$74,489
Special Education Teachers, Kindergarten and Elementary School	25-2052	70	\$46,978	\$62,217	\$62,862	\$69,836
Special Education Teachers, Secondary School	25-2058	30	\$55,230	\$83,511	\$79,556	\$97,651
Substitute Teachers, Short-Term	25-3031	60	\$11.67	\$12.49	\$11.83	\$12.90
Librarians and Media Collections Specialists	25-4022	30	\$21.38	\$29.90	\$30.21	\$34.16
Teaching Assistants, Except Postsecondary	25-9045	420	\$28,054	\$37,147	\$38,324	\$41,694
<b>Arts, Design, Entertainment, Sports, and Media Occupations</b>	<b>27-0000</b>	<b>120</b>	<b>\$14.75</b>	<b>\$25.58</b>	<b>\$23.94</b>	<b>\$31.00</b>
<b>Healthcare Practitioners and Technical Occupations</b>	<b>29-0000</b>	<b>1,370</b>	<b>\$22.64</b>	<b>\$44.91</b>	<b>\$37.98</b>	<b>\$56.04</b>
Pharmacists	29-1051	30	\$52.59	\$64.02	\$64.75	\$69.73
Occupational Therapists	29-1122	80	\$33.92	\$41.89	\$39.28	\$45.88
Physical Therapists	29-1123	40	\$31.51	\$40.18	\$39.41	\$44.51
Speech-Language Pathologists	29-1127	NP	\$35.88	\$42.82	\$42.82	\$46.28
Registered Nurses	29-1141	420	\$29.17	\$36.36	\$38.15	\$39.96
Nurse Practitioners	29-1171	30	\$44.13	\$55.49	\$51.51	\$61.16
Physicians, All Other	29-1229	30	\$81.53	\$133.86	#	\$160.03
Dental Hygienists	29-1292	50	\$37.39	\$41.50	\$39.45	\$43.55
Radiologic Technologists and Technicians	29-2034	30	\$27.13	\$33.98	\$30.62	\$37.42
Emergency Medical Technicians	29-2042	60	\$13.78	\$15.85	\$14.53	\$16.88
Pharmacy Technicians	29-2052	60	\$14.11	\$17.59	\$18.56	\$19.34
Surgical Technologists	29-2055	NP	\$23.72	\$28.70	\$30.31	\$31.19
Veterinary Technologists and Technicians	29-2056	30	\$16.19	\$19.77	\$18.62	\$21.56
Licensed Practical and Licensed Vocational Nurses	29-2061	80	\$22.96	\$28.29	\$29.81	\$30.95
Medical Records Specialists	29-2072	30	\$16.04	\$20.10	\$18.71	\$22.14
Healthcare Practitioners and Technical Workers, All Other	29-9099	NP	\$27.51	\$41.21	\$48.97	\$48.07

\* Some occupations, such as teachers, have a nonstandard workweek and are not paid by the hour. For these occupations, annual salaries are displayed instead of hourly wage. May 2021 occupational wages were updated to June 2022 using Employment Cost Index (ECI) factors.

LACONIA - BELMONT AREA	Occupational Employment & Wages	SOC Code	May 2021 Estimated Employment	JUNE 2022			
				Entry Level Wage *	Mean (Average) Wage *	Median Wage *	Experienced Wage *
<b>Healthcare Support Occupations</b>		<b>31-0000</b>	<b>930</b>	<b>\$14.16</b>	<b>\$18.11</b>	<b>\$15.77</b>	<b>\$20.08</b>
Home Health and Personal Care Aides		31-1120	320	\$12.81	\$15.01	\$15.07	\$16.09
Nursing Assistants		31-1131	350	\$15.21	\$17.89	\$19.10	\$19.23
Dental Assistants		31-9091	60	\$21.46	\$24.41	\$24.76	\$25.88
Medical Assistants		31-9092	80	\$16.49	\$19.94	\$19.47	\$21.67
Healthcare Support Workers, All Other		31-9099	30	\$13.69	\$22.73	\$24.51	\$27.24
<b>Protective Service Occupations</b>		<b>33-0000</b>	<b>480</b>	<b>\$17.18</b>	<b>\$27.17</b>	<b>\$25.19</b>	<b>\$32.17</b>
First-Line Supervisors of Police and Detectives		33-1012	30	\$33.47	\$44.71	\$43.76	\$50.32
Firefighters		33-2011	120	\$16.86	\$23.71	\$24.78	\$27.14
Police and Sheriff's Patrol Officers		33-3051	150	\$24.32	\$30.04	\$26.90	\$32.91
Security Guards		33-9032	50	\$11.88	\$16.62	\$15.20	\$19.00
Crossing Guards and Flaggers		33-9091	NP	\$18.59	\$19.90	\$20.56	\$20.56
<b>Food Preparation and Serving Related Occupations</b>		<b>35-0000</b>	<b>2,280</b>	<b>\$10.25</b>	<b>\$15.43</b>	<b>\$14.65</b>	<b>\$18.01</b>
Chefs and Head Cooks		35-1011	40	\$18.64	\$28.05	\$24.71	\$32.76
First-Line Supervisors of Food Preparation and Serving Workers		35-1012	200	\$15.90	\$21.93	\$20.55	\$24.93
Cooks, Institution and Cafeteria		35-2012	60	\$15.84	\$19.82	\$19.73	\$21.82
Cooks, Restaurant		35-2014	270	\$14.34	\$18.14	\$19.04	\$20.04
Food Preparation Workers		35-2021	130	\$11.69	\$15.14	\$15.11	\$16.86
Bartenders		35-3011	130	\$9.10	\$15.21	\$11.66	\$18.26
Fast Food and Counter Workers		35-3023	580	\$10.49	\$12.84	\$12.23	\$14.01
Waiters and Waitresses		35-3031	410	\$9.31	\$15.27	\$10.19	\$18.24
Food Servers, Nonrestaurant		35-3041	40	\$10.60	\$13.58	\$12.63	\$15.07
Dining Room and Cafeteria Attendants and Bartender Helpers		35-9011	50	\$9.03	\$11.23	\$9.71	\$12.34
Dishwashers		35-9021	130	\$9.31	\$12.34	\$12.40	\$13.84
<b>Building and Grounds Cleaning and Maintenance Occupations</b>		<b>37-0000</b>	<b>1,090</b>	<b>\$13.26</b>	<b>\$18.29</b>	<b>\$15.90</b>	<b>\$20.82</b>
First-Line Supervisors of Housekeeping and Janitorial Workers		37-1011	30	\$18.14	\$25.40	\$24.30	\$29.04
First-Line Supervisors of Landscaping, Lawn Service, and Groundskeeping Workers		37-1012	60	\$19.71	\$32.45	\$30.24	\$38.82
Janitors and Cleaners, Except Maids and Housekeeping Cleaners		37-2011	350	\$12.32	\$15.98	\$15.50	\$17.82
Maids and Housekeeping Cleaners		37-2012	110	\$12.03	\$14.77	\$14.97	\$16.15
Landscaping and Groundskeeping Workers		37-3011	520	\$13.91	\$18.43	\$19.12	\$20.69
<b>Personal Care and Service Occupations</b>		<b>39-0000</b>	<b>460</b>	<b>\$10.24</b>	<b>\$16.80</b>	<b>\$15.28</b>	<b>\$20.06</b>
First-Line Supervisors of Entertainment and Recreation Workers, Except Gambling Services		39-1014	30	\$16.80	\$23.50	\$22.64	\$26.84
First-Line Supervisors of Personal Service Workers		39-1022	30	\$18.38	\$24.04	\$21.35	\$26.88
Animal Caretakers		39-2021	40	\$11.24	\$15.33	\$15.10	\$17.37
Amusement and Recreation Attendants		39-3091	90	\$8.58	\$10.96	\$9.49	\$12.15

\* Some occupations, such as teachers, have a nonstandard workweek and are not paid by the hour. For these occupations, annual salaries are displayed instead of hourly wage. May 2021 occupational wages were updated to June 2022 using Employment Cost Index (ECI) factors.



<b>LACONIA - BELMONT AREA</b>		<b>Occupational Employment &amp; Wages</b>	<b>SOC Code</b>	<b>May 2021 Estimated Employment</b>	<b>JUNE 2022</b>			
					<b>Entry Level Wage *</b>	<b>Mean (Average) Wage *</b>	<b>Median Wage *</b>	<b>Experienced Wage *</b>
		Hairdressers, Hairstylists, and Cosmetologists	39-5012	30	\$11.44	\$1711	\$15.02	\$19.94
		Childcare Workers	39-9011	60	\$8.99	\$12.14	\$11.72	\$13.71
		Recreation Workers	39-9032	50	\$12.69	\$17.41	\$15.59	\$19.78
		<b>Sales and Related Occupations</b>	<b>41-0000</b>	<b>2,000</b>	<b>\$11.27</b>	<b>\$21.59</b>	<b>\$15.30</b>	<b>\$26.74</b>
		First-Line Supervisors of Retail Sales Workers	41-1011	230	\$15.40	\$23.57	\$20.56	\$27.66
		First-Line Supervisors of Non-Retail Sales Workers	41-1012	30	\$25.33	\$50.09	\$41.00	\$62.48
		Cashiers	41-2011	560	\$10.24	\$12.58	\$11.90	\$13.75
		Counter and Rental Clerks	41-2021	90	\$13.63	\$20.94	\$19.46	\$24.58
		Parts Salespersons	41-2022	50	\$13.51	\$20.55	\$18.76	\$24.07
		Retail Salespersons	41-2031	600	\$11.18	\$17.20	\$14.87	\$20.20
		Insurance Sales Agents	41-3021	50	\$21.23	\$35.20	\$31.60	\$42.19
		Travel Agents	41-3041	NP	\$12.13	\$15.10	\$12.13	\$16.58
		Sales Representatives of Services, Except Advertising, Insurance, Financial Services, and Travel	41-3091	100	\$17.92	\$38.02	\$30.81	\$48.08
		Sales Representatives, Wholesale and Manufacturing, Technical and Scientific Products	41-4011	40	\$27.21	\$43.05	\$39.88	\$50.97
		Sales Representatives, Wholesale and Manufacturing, Except Technical and Scientific Products	41-4012	170	\$21.13	\$37.81	\$32.13	\$46.15
		<b>Office and Administrative Support Occupations</b>	<b>43-0000</b>	<b>2,630</b>	<b>\$14.55</b>	<b>\$21.30</b>	<b>\$19.26</b>	<b>\$24.67</b>
		First-Line Supervisors of Office and Administrative Support Workers	43-1011	210	\$19.64	\$30.31	\$25.39	\$35.65
		Billing and Posting Clerks	43-3021	40	\$15.37	\$20.74	\$19.28	\$23.43
		Bookkeeping, Accounting, and Auditing Clerks	43-3031	230	\$14.80	\$21.60	\$20.49	\$24.99
		Tellers	43-3071	60	\$14.76	\$17.28	\$18.28	\$18.54
		Customer Service Representatives	43-4051	250	\$11.99	\$18.11	\$18.60	\$21.16
		Hotel, Motel, and Resort Desk Clerks	43-4081	50	\$11.55	\$14.47	\$14.61	\$15.92
		Library Assistants, Clerical	43-4121	40	\$11.54	\$15.34	\$14.66	\$17.24
		Loan Interviewers and Clerks	43-4131	50	\$18.33	\$22.42	\$23.85	\$24.46
		Receptionists and Information Clerks	43-4171	140	\$12.52	\$16.75	\$18.16	\$18.87
		Public Safety Telecommunicators	43-5031	50	\$19.63	\$23.88	\$24.39	\$26.01
		Postal Service Clerks	43-5051	40	\$21.62	\$26.24	\$24.55	\$28.56
		Postal Service Mail Carriers	43-5052	80	\$20.08	\$26.23	\$24.32	\$29.30
		Production, Planning, and Expediting Clerks	43-5061	40	\$18.11	\$27.24	\$26.21	\$31.81
		Shipping, Receiving, and Inventory Clerks	43-5071	130	\$14.08	\$18.80	\$18.86	\$21.16
		Executive Secretaries and Executive Administrative Assistants	43-6011	30	\$23.64	\$29.95	\$30.97	\$33.10
		Legal Secretaries and Administrative Assistants	43-6012	30	\$21.00	\$26.06	\$24.49	\$28.60
		Medical Secretaries and Administrative Assistants	43-6013	120	\$16.50	\$20.02	\$18.86	\$21.79
		Secretaries and Administrative Assistants, Except Legal, Medical, and Executive	43-6014	350	\$15.95	\$20.82	\$19.21	\$23.27
		Data Entry Keyers	43-9021	30	\$13.13	\$17.96	\$18.86	\$20.37
		Office Clerks, General	43-9061	470	\$14.38	\$20.92	\$19.18	\$24.19

\* Some occupations, such as teachers, have a nonstandard workweek and are not paid by the hour. For these occupations, annual salaries are displayed instead of hourly wage. May 2021 occupational wages were updated to June 2022 using Employment Cost Index (ECI) factors.

LACONIA - BELMONT AREA	Occupational Employment & Wages	SOC Code	May 2021 Estimated Employment	JUNE 2022			
				Entry Level Wage *	Mean (Average) Wage *	Median Wage *	Experienced Wage *
<b>Construction and Extraction Occupations</b>		<b>47-0000</b>	<b>1,170</b>	<b>\$17.75</b>	<b>\$25.01</b>	<b>\$23.74</b>	<b>\$28.64</b>
First-Line Supervisors of Construction Trades and Extraction Workers		47-1011	140	\$25.62	\$34.08	\$30.86	\$38.31
Carpenters		47-2031	150	\$20.39	\$25.13	\$23.88	\$27.51
Cement Masons and Concrete Finishers		47-2051	30	\$18.01	\$22.18	\$23.52	\$24.27
Construction Laborers		47-2061	160	\$16.03	\$19.30	\$18.75	\$20.95
Paving, Surfacing, and Tamping Equipment Operators		47-2071	40	\$21.09	\$23.30	\$23.20	\$24.39
Operating Engineers and Other Construction Equipment Operators		47-2073	90	\$19.61	\$24.48	\$24.03	\$26.92
Electricians		47-2111	170	\$19.16	\$26.93	\$24.36	\$30.82
Plumbers, Pipefitters, and Steamfitters		47-2152	60	\$19.68	\$25.59	\$23.97	\$28.55
Highway Maintenance Workers		47-4051	60	\$16.82	\$21.80	\$23.74	\$24.29
<b>Installation, Maintenance, and Repair Occupations</b>		<b>49-0000</b>	<b>1,020</b>	<b>\$16.95</b>	<b>\$26.18</b>	<b>\$23.96</b>	<b>\$30.79</b>
First-Line Supervisors of Mechanics, Installers, and Repairers		49-1011	110	\$23.68	\$36.23	\$31.58	\$42.50
Telecommunications Equipment Installers and Repairers, Except Line Installers		49-2022	70	\$26.77	\$34.66	\$39.13	\$38.62
Automotive Body and Related Repairers		49-3021	30	\$16.33	\$21.52	\$23.64	\$24.11
Automotive Service Technicians and Mechanics		49-3023	110	\$17.75	\$24.06	\$23.90	\$27.22
Bus and Truck Mechanics and Diesel Engine Specialists		49-3031	60	\$21.62	\$28.39	\$30.11	\$31.78
Motorboat Mechanics and Service Technicians		49-3051	70	\$17.75	\$23.15	\$23.64	\$25.85
Heating, Air Conditioning, and Refrigeration Mechanics and Installers		49-9021	80	\$19.62	\$27.81	\$30.12	\$31.91
Industrial Machinery Mechanics		49-9041	50	\$19.84	\$27.37	\$29.54	\$31.13
Telecommunications Line Installers and Repairers		49-9052	30	\$21.99	\$32.73	\$38.61	\$38.10
Maintenance and Repair Workers, General		49-9071	200	\$14.51	\$20.57	\$18.83	\$23.60
Installation, Maintenance, and Repair Workers, All Other		49-9099	30	\$18.82	\$23.17	\$23.47	\$25.35
<b>Production Occupations</b>		<b>51-0000</b>	<b>1,280</b>	<b>\$15.62</b>	<b>\$22.34</b>	<b>\$19.73</b>	<b>\$25.71</b>
First-Line Supervisors of Production and Operating Workers		51-1011	80	\$25.34	\$35.28	\$33.96	\$40.25
Electrical, electronic, and electromechanical assemblers, except coil winders, tapers, and finishers		51-2028	70	\$14.43	\$18.03	\$18.88	\$19.83
Miscellaneous Assemblers and Fabricators		51-2090	180	\$14.73	\$18.52	\$19.01	\$20.42
Grinding, Lapping, Polishing, and Buffing Machine Tool Setters, Operators, and Tenders, Metal and Plastic		51-4033	70	\$16.74	\$21.57	\$24.07	\$23.99
Machinists		51-4041	100	\$19.12	\$25.08	\$24.33	\$28.04
Welders, Cutters, Solderers, and Brazers		51-4121	40	\$23.31	\$27.78	\$24.40	\$30.01
Metal Workers and Plastic Workers, All Other		51-4199	30	\$14.74	\$21.73	\$22.86	\$25.22
Laundry and Dry-Cleaning Workers		51-6011	40	\$11.61	\$14.37	\$14.49	\$15.76
Inspectors, Testers, Sorters, Samplers, and Weighers		51-9061	130	\$17.31	\$22.98	\$23.45	\$25.80
Computer Numerically Controlled Tool Operators		51-9161	170	\$17.77	\$23.36	\$24.37	\$26.15
Cleaning, Washing, and Metal Pickling Equipment Operators and Tenders		51-9192	NP	\$17.61	\$20.54	\$18.73	\$22.01

\* Some occupations, such as teachers, have a nonstandard workweek and are not paid by the hour. For these occupations, annual salaries are displayed instead of hourly wage. May 2021 occupational wages were updated to June 2022 using Employment Cost Index (ECI) factors.

LACONIA - BELMONT AREA	Occupational Employment & Wages	SOC Code	May 2021 Estimated Employment	JUNE 2022			
				Entry Level Wage *	Mean (Average) Wage *	Median Wage *	Experienced Wage *
<b>Transportation and Material Moving Occupations</b>		<b>53-0000</b>	<b>1,480</b>	<b>\$12.89</b>	<b>\$20.30</b>	<b>\$18.94</b>	<b>\$24.00</b>
First-Line Supervisors of Transportation and Material-Moving Workers, Except Aircraft Cargo Handling Supervisors		53-1047	90	\$18.89	\$27.55	\$25.20	\$31.87
Driver/Sales Workers		53-3031	30	\$9.55	\$14.90	\$14.05	\$17.59
Heavy and Tractor-Trailer Truck Drivers		53-3032	270	\$20.10	\$25.47	\$24.50	\$28.15
Light Truck Drivers		53-3033	200	\$12.20	\$23.67	\$19.31	\$29.41
Industrial Truck and Tractor Operators		53-7051	30	\$18.16	\$23.06	\$24.67	\$25.50
Cleaners of Vehicles and Equipment		53-7061	60	\$13.02	\$16.46	\$15.48	\$18.19
Laborers and Freight, Stock, and Material Movers, Hand		53-7062	200	\$13.74	\$17.91	\$15.42	\$19.99
Stockers and Order Fillers		53-7065	310	\$11.77	\$15.19	\$14.93	\$16.90
Refuse and Recyclable Material Collectors		53-7081	30	\$14.33	\$17.82	\$15.54	\$19.56

\* Some occupations, such as teachers, have a nonstandard workweek and are not paid by the hour. For these occupations, annual salaries are displayed instead of hourly wage. May 2021 occupational wages were updated to June 2022 using Employment Cost Index (ECI) factors.

LEBANON - HANOVER AREA	Occupational Employment & Wages	SOC Code	May 2021 Estimated Employment	JUNE 2022		
				Entry Level Wage *	Mean (Average) Wage *	Median Wage *
<b>Total all occupations</b>	<b>00-0000</b>	<b>32,290</b>	<b>\$15.50</b>	<b>\$35.34</b>	<b>\$24.78</b>	<b>\$45.27</b>
<b>Management Occupations</b>	<b>11-0000</b>	<b>2,320</b>	<b>\$32.01</b>	<b>\$63.09</b>	<b>\$51.64</b>	<b>\$78.62</b>
Chief Executives	11-1011	30	\$39.69	\$108.48	\$81.62	\$142.88
General and Operations Managers	11-1021	510	\$26.94	\$58.30	\$47.67	\$73.98
Marketing Managers	11-2021	50	\$41.50	\$64.97	\$61.57	\$76.71
Sales Managers	11-2022	50	\$34.03	\$63.81	\$51.81	\$78.70
Public Relations Managers	11-2032	NP	\$35.35	\$63.05	\$60.25	\$76.89
Fundraising Managers	11-2033	NP	\$38.97	\$69.16	\$63.28	\$84.26
Administrative Services Managers	11-3012	40	\$39.21	\$55.48	\$53.98	\$63.61
Facilities Managers	11-3013	30	\$33.75	\$55.45	\$47.48	\$66.30
Computer and Information Systems Managers	11-3021	150	\$49.58	\$76.15	\$76.39	\$89.43
Financial Managers	11-3031	260	\$39.31	\$73.00	\$63.55	\$89.83
Industrial Production Managers	11-3051	30	\$49.56	\$69.33	\$63.82	\$79.21
Purchasing Managers	11-3061	30	\$53.76	\$74.14	\$70.67	\$84.31
Human Resources Managers	11-3121	40	\$45.73	\$75.24	\$64.01	\$89.99
Construction Managers	11-9021	30	\$39.81	\$55.70	\$49.45	\$63.63
Education Administrators, Kindergarten through Secondary	11-9032	80	\$67,408	\$91,422	\$84,851	\$103,430
Education Administrators, Postsecondary	11-9033	NP	\$32.57	\$57.73	\$47.58	\$70.31
Architectural and Engineering Managers	11-9041	80	\$52.44	\$71.71	\$66.54	\$81.35
Food Service Managers	11-9051	40	\$25.05	\$35.13	\$31.18	\$40.17
Medical and Health Services Managers	11-9111	250	\$41.61	\$73.95	\$63.28	\$90.12
Natural Sciences Managers	11-9121	30	\$41.67	\$80.63	\$79.47	\$100.11
Property, Real Estate, and Community Association Managers	11-9141	30	\$16.94	\$33.18	\$31.43	\$41.30
Social and Community Service Managers	11-9151	40	\$22.51	\$35.29	\$31.21	\$41.67
Managers, All Other	11-9199	30	\$27.85	\$60.83	\$60.25	\$77.31
<b>Business and Financial Operations Occupations</b>	<b>13-0000</b>	<b>1,610</b>	<b>\$25.05</b>	<b>\$38.85</b>	<b>\$38.49</b>	<b>\$45.75</b>
Buyers and Purchasing Agents	13-1020	110	\$27.14	\$35.10	\$31.14	\$39.08
Compliance Officers	13-1041	50	\$24.40	\$42.23	\$38.68	\$51.14
Human Resources Specialists	13-1071	140	\$25.77	\$36.57	\$38.49	\$41.97
Project Management Specialists	13-1082	230	\$28.63	\$44.69	\$40.09	\$52.72
Management Analysts	13-1111	100	\$30.79	\$45.51	\$39.02	\$52.87
Meeting, Convention, and Event Planners	13-1121	30	\$23.36	\$31.71	\$30.58	\$35.88
Fundraisers	13-1131	60	\$24.03	\$37.57	\$38.49	\$44.35
Compensation, Benefits, and Job Analysis Specialists	13-1141	30	\$28.63	\$38.07	\$38.68	\$42.80
Training and Development Specialists	13-1151	90	\$21.69	\$33.86	\$31.14	\$39.96
Market Research Analysts and Marketing Specialists	13-1161	90	\$22.20	\$36.41	\$31.95	\$43.51
Business Operations Specialists, All Other	13-1199	70	\$21.80	\$35.03	\$31.14	\$41.64
Accountants and Auditors	13-2011	310	\$26.24	\$37.03	\$38.29	\$42.43
Financial and Investment Analysts	13-2051	50	\$36.88	\$50.14	\$49.29	\$56.75

\* Some occupations, such as teachers, have a nonstandard workweek and are not paid by the hour. For these occupations, annual salaries are displayed instead of hourly wage. May 2021 occupational wages were updated to June 2022 using Employment Cost Index (ECI) factors.

<b>LEBANON - HANOVER AREA</b>		<b>Occupational Employment &amp; Wages</b>	<b>SOC Code</b>	<b>May 2021 Estimated Employment</b>	<b>JUNE 2022</b>		
					<b>Entry Level Wage *</b>	<b>Mean (Average) Wage *</b>	<b>Median Wage *</b>
Personal Financial Advisors		13-2052	40	\$25.65	\$52.38	\$41.09	\$65.74
Loan Officers		13-2072	50	\$22.92	\$39.04	\$30.71	\$47.09
<b>Computer and Mathematical Occupations</b>		<b>15-0000</b>	<b>1,180</b>	<b>\$28.18</b>	<b>\$45.46</b>	<b>\$40.15</b>	<b>\$54.10</b>
Computer Systems Analysts		15-1211	190	\$32.38	\$45.13	\$39.78	\$51.50
Computer User Support Specialists		15-1232	180	\$21.52	\$31.72	\$30.69	\$36.82
Database Administrators		15-1242	40	\$33.06	\$50.90	\$49.47	\$59.80
Database Architects		15-1243	NP	\$39.26	\$50.38	\$51.07	\$55.94
Network and Computer Systems Administrators		15-1244	100	\$32.42	\$44.34	\$40.15	\$50.30
Computer Programmers		15-1251	80	\$27.10	\$42.54	\$49.04	\$50.27
Software Developers		15-1252	350	\$39.84	\$55.82	\$51.61	\$63.81
Software Quality Assurance Analysts and Testers		15-1253	40	\$22.93	\$49.28	\$39.78	\$62.46
Computer Occupations, All Other		15-1299	30	\$17.54	\$34.74	\$30.85	\$43.33
Operations Research Analysts		15-2031	NP	\$29.36	\$37.97	\$30.85	\$42.27
Statisticians		15-2041	NP	\$35.85	\$42.15	\$39.06	\$45.30
<b>Architecture and Engineering Occupations</b>		<b>17-0000</b>	<b>730</b>	<b>\$26.75</b>	<b>\$41.43</b>	<b>\$38.66</b>	<b>\$48.78</b>
Cartographers and Photogrammetrists		17-1021	NP	\$21.54	\$25.59	\$24.19	\$27.62
Civil Engineers		17-2051	50	\$33.38	\$47.12	\$41.58	\$53.99
Electrical Engineers		17-2071	60	\$36.08	\$52.52	\$50.05	\$60.73
Industrial Engineers		17-2112	90	\$32.17	\$44.51	\$45.71	\$50.68
Mechanical Engineers		17-2141	170	\$35.13	\$49.28	\$49.78	\$56.36
Electrical and Electronic Engineering Technologists and Technicians		17-3023	30	\$22.50	\$30.09	\$31.06	\$33.89
Industrial Engineering Technologists and Technicians		17-3026	60	\$26.52	\$30.55	\$30.25	\$32.56
Mechanical Engineering Technologists and Technicians		17-3027	60	\$28.16	\$32.34	\$30.26	\$34.42
<b>Life, Physical, and Social Science Occupations</b>		<b>19-0000</b>	<b>890</b>	<b>\$23.02</b>	<b>\$37.56</b>	<b>\$31.43</b>	<b>\$44.84</b>
Biochemists and Biophysicists		19-1021	60	\$32.80	\$48.93	\$51.46	\$57.00
Microbiologists		19-1022	50	\$29.79	\$38.57	\$31.40	\$42.96
Medical Scientists, Except Epidemiologists		19-1042	180	\$32.89	\$43.35	\$40.14	\$48.58
Physicists		19-2012	NP	\$25.80	\$36.44	\$31.43	\$41.77
Biological Technicians		19-4021	NP	\$19.09	\$26.14	\$24.52	\$29.67
Life, Physical, and Social Science Technicians, All Other		19-4099	NP	\$18.81	\$25.06	\$24.20	\$28.17
<b>Community and Social Service Occupations</b>		<b>21-0000</b>	<b>450</b>	<b>\$17.44</b>	<b>\$28.28</b>	<b>\$24.97</b>	<b>\$33.70</b>
Educational, Guidance, and Career Counselors and Advisors		21-1012	60	\$25.18	\$35.55	\$31.67	\$40.73
Substance abuse, behavioral disorder, and mental health counselors		21-1018	120	\$15.44	\$21.15	\$18.60	\$24.01
Healthcare Social Workers		21-1022	80	\$31.00	\$39.33	\$39.17	\$43.50
Social and Human Service Assistants		21-1093	80	\$16.46	\$20.71	\$19.37	\$22.84
Community Health Workers		21-1094	30	\$17.49	\$24.57	\$24.68	\$28.11
Clergy		21-2011	NP	\$27.90	\$34.40	\$31.86	\$37.66

\* Some occupations, such as teachers, have a nonstandard workweek and are not paid by the hour. For these occupations, annual salaries are displayed instead of hourly wage. May 2021 occupational wages were updated to June 2022 using Employment Cost Index (ECI) factors.

LEBANON - HANOVER AREA	Occupational Employment & Wages	SOC Code	May 2021 Estimated Employment	JUNE 2022		
				Entry Level Wage *	Mean (Average) Wage *	Median Wage *
<b>Legal Occupations</b>	<b>23-0000</b>	<b>110</b>	<b>\$24.37</b>	<b>\$55.41</b>	<b>\$39.22</b>	<b>\$70.93</b>
Lawyers	23-1011	80	\$29.83	\$65.94	\$50.55	\$84.00
Paralegals and Legal Assistants	23-2011	30	\$19.30	\$25.97	\$23.47	\$29.29
<b>Educational Instruction and Library Occupations</b>	<b>25-0000</b>	<b>2,770</b>	<b>\$17.14</b>	<b>\$42.20</b>	<b>\$30.80</b>	<b>\$54.72</b>
Business Teachers, Postsecondary	25-1011	NP	\$136,647	\$224,130	#	#
Art, Drama, and Music Teachers, Postsecondary	25-1121	NP	\$43,264	\$110,261	\$102,393	\$143,759
Philosophy and Religion Teachers, Postsecondary	25-1126	NP	\$60,920	\$117,843	\$129,096	\$146,303
Preschool Teachers, Except Special Education	25-2011	110	\$13.15	\$16.01	\$14.58	\$17.46
Elementary School Teachers, Except Special Education	25-2021	240	\$45,701	\$64,450	\$63,394	\$73,826
Middle School Teachers, Except Special and Career/Technical Education	25-2022	270	\$44,921	\$63,482	\$63,013	\$72,763
Secondary School Teachers, Except Special and Career/Technical Education	25-2031	230	\$53,898	\$73,872	\$80,271	\$83,859
Special Education Teachers, Kindergarten and Elementary School	25-2052	30	\$37,325	\$57,334	\$51,828	\$67,338
Special Education Teachers, Middle School	25-2057	30	\$45,598	\$61,433	\$62,838	\$69,351
Special Education Teachers, Secondary School	25-2058	30	\$49,188	\$61,962	\$62,913	\$68,348
Self-Enrichment Teachers	25-3021	70	\$17.37	\$29.83	\$24.54	\$36.04
Substitute Teachers, Short-Term	25-3031	70	\$13.25	\$16.33	\$15.06	\$17.87
Librarians and Media Collections Specialists	25-4022	110	\$23.97	\$37.00	\$37.52	\$43.52
Library Technicians	25-4031	NP	\$17.22	\$23.16	\$23.99	\$26.12
Instructional Coordinators	25-9031	60	\$26.78	\$38.60	\$38.77	\$44.51
Teaching Assistants, Except Postsecondary	25-9045	400	\$25,657	\$34,084	\$31,333	\$38,297
<b>Arts, Design, Entertainment, Sports, and Media Occupations</b>	<b>27-0000</b>	<b>470</b>	<b>\$17.52</b>	<b>\$31.91</b>	<b>\$30.43</b>	<b>\$39.11</b>
Graphic Designers	27-1024	30	\$18.87	\$28.90	\$24.73	\$33.90
Coaches and Scouts	27-2022	NP	\$38,943	\$75,135	\$63,342	\$93,231
Public Relations Specialists	27-3031	100	\$23.42	\$35.11	\$31.62	\$40.95
Editors	27-3041	30	\$21.71	\$34.83	\$31.06	\$41.40
Writers and Authors	27-3043	30	\$19.94	\$34.25	\$39.09	\$41.40
<b>Healthcare Practitioners and Technical Occupations</b>	<b>29-0000</b>	<b>4,980</b>	<b>\$26.71</b>	<b>\$59.44</b>	<b>\$40.16</b>	<b>\$75.80</b>
Dietitians and Nutritionists	29-1031	30	\$28.09	\$34.11	\$31.30	\$37.12
Pharmacists	29-1051	NP	\$55.76	\$64.75	\$66.20	\$69.24
Physician Assistants	29-1071	NP	\$47.56	\$59.55	\$60.92	\$65.55
Occupational Therapists	29-1122	40	\$35.86	\$42.23	\$40.16	\$45.41
Physical Therapists	29-1123	NP	\$39.05	\$46.07	\$48.09	\$49.58
Respiratory Therapists	29-1126	NP	\$31.23	\$37.59	\$38.55	\$40.77
Speech-Language Pathologists	29-1127	30	\$33.68	\$40.64	\$40.31	\$44.12
Veterinarians	29-1131	30	\$31.99	\$54.75	\$49.06	\$66.13
Registered Nurses	29-1141	NP	\$32.44	\$41.57	\$40.16	\$46.14
Nurse Anesthetists	29-1151	NP	\$97.20	\$102.06	\$98.39	\$104.50

\* Some occupations, such as teachers, have a nonstandard workweek and are not paid by the hour. For these occupations, annual salaries are displayed instead of hourly wage. May 2021 occupational wages were updated to June 2022 using Employment Cost Index (ECI) factors.

<b>LEBANON - HANOVER AREA</b>			<b>JUNE 2022</b>			
			<b>Occupational Employment &amp; Wages</b>	<b>SOC Code</b>	<b>May 2021 Estimated Employment</b>	<b>Entry Level Wage *</b>
Nurse Practitioners	29-1171	NP	\$51.87	\$58.62	\$60.92	\$61.99
Audiologists	29-1181	NP	\$28.70	\$39.02	\$37.76	\$44.19
Family Medicine Physicians	29-1215	50	\$91.67	\$151.70	#	#
General Internal Medicine Physicians	29-1216	NP	\$75.07	\$142.06	#	#
Pediatricians, General	29-1221	NP	\$93.98	\$141.21	#	\$164.84
Radiologists	29-1224	NP	\$346,902	#	#	#
Surgeons, All Other	29-1249	NP	#	#	#	#
Dental Hygienists	29-1292	70	\$35.58	\$42.62	\$39.59	\$46.13
Healthcare Diagnosing or Treating Practitioners, All Other	29-1299	NP	\$42.51	\$74.89	\$84.41	\$91.08
Clinical Laboratory Technologists and Technicians	29-2010	70	\$26.70	\$35.30	\$37.56	\$39.60
Cardiovascular Technologists and Technicians	29-2031	NP	\$18.57	\$31.65	\$31.30	\$38.19
Radiologic Technologists and Technicians	29-2034	NP	\$27.38	\$34.79	\$31.30	\$38.49
Magnetic Resonance Imaging Technologists	29-2035	NP	\$32.51	\$38.75	\$40.16	\$41.88
Emergency Medical Technicians	29-2042	70	\$14.68	\$17.89	\$18.70	\$19.49
Paramedics	29-2043	30	\$22.11	\$28.35	\$30.79	\$31.47
Pharmacy Technicians	29-2052	180	\$16.77	\$20.21	\$18.97	\$21.94
Surgical Technologists	29-2055	NP	\$17.63	\$23.81	\$24.33	\$26.89
Veterinary Technologists and Technicians	29-2056	50	\$16.97	\$19.95	\$18.48	\$21.43
Ophthalmic Medical Technicians	29-2057	NP	\$19.68	\$25.59	\$24.05	\$28.55
Licensed Practical and Licensed Vocational Nurses	29-2061	120	\$25.52	\$31.31	\$29.90	\$34.20
Medical Records Specialists	29-2072	40	\$17.54	\$25.64	\$24.33	\$29.70
Health Technologists and Technicians, All Other	29-2099	NP	\$18.32	\$25.24	\$24.33	\$28.71
Athletic Trainers	29-9091	30	\$44,127	\$55,189	\$49,208	\$60,720
Healthcare Practitioners and Technical Workers, All Other	29-9099	30	\$31.52	\$42.45	\$39.93	\$47.91
<b>Healthcare Support Occupations</b>	<b>31-0000</b>	<b>1,240</b>	<b>\$14.66</b>	<b>\$19.28</b>	<b>\$19.67</b>	<b>\$21.59</b>
Home Health and Personal Care Aides	31-1120	170	\$12.94	\$16.04	\$15.07	\$17.59
Nursing Assistants	31-1131	510	\$15.43	\$18.60	\$19.35	\$20.18
Dental Assistants	31-9091	60	\$20.55	\$25.68	\$24.80	\$28.25
Medical Assistants	31-9092	170	\$13.55	\$19.27	\$19.93	\$22.12
Medical Transcriptionists	31-9094	NP	\$19.89	\$21.01	\$19.93	\$21.56
Phlebotomists	31-9097	NP	\$19.02	\$20.50	\$19.96	\$21.22
<b>Protective Service Occupations</b>	<b>33-0000</b>	<b>440</b>	<b>\$17.66</b>	<b>\$28.40</b>	<b>\$26.36</b>	<b>\$33.77</b>
First-Line Supervisors of Police and Detectives	33-1012	30	\$38.77	\$48.76	\$52.01	\$53.75
Firefighters	33-2011	90	\$21.14	\$27.77	\$31.01	\$31.08
Police and Sheriff's Patrol Officers	33-3051	120	\$25.75	\$31.82	\$32.28	\$34.86
Security Guards	33-9032	90	\$14.02	\$19.50	\$20.28	\$22.24
<b>Food Preparation and Serving Related Occupations</b>	<b>35-0000</b>	<b>2,060</b>	<b>\$10.74</b>	<b>\$16.61</b>	<b>\$15.22</b>	<b>\$19.54</b>
Chefs and Head Cooks	35-1011	40	\$14.50	\$30.71	\$26.44	\$38.81
First-Line Supervisors of Food Preparation and Serving Workers	35-1012	190	\$16.25	\$22.39	\$20.60	\$25.47

\* Some occupations, such as teachers, have a nonstandard workweek and are not paid by the hour. For these occupations, annual salaries are displayed instead of hourly wage. May 2021 occupational wages were updated to June 2022 using Employment Cost Index (ECI) factors.



<b>LEBANON - HANOVER AREA</b>		<b>Occupational Employment &amp; Wages</b>	<b>SOC Code</b>	<b>May 2021 Estimated Employment</b>	<b>JUNE 2022</b>		
					<b>Entry Level Wage *</b>	<b>Mean (Average) Wage *</b>	<b>Median Wage *</b>
Cooks, Fast Food		35-2011	40	\$12.23	\$15.23	\$15.80	\$16.73
Cooks, Institution and Cafeteria		35-2012	100	\$17.60	\$23.84	\$25.28	\$26.96
Cooks, Restaurant		35-2014	220	\$14.20	\$18.01	\$18.69	\$19.92
Cooks, Short Order		35-2015	140	\$11.81	\$14.11	\$14.76	\$15.26
Food Preparation Workers		35-2021	130	\$13.69	\$16.56	\$16.03	\$17.99
Bartenders		35-3011	70	\$9.23	\$17.73	\$11.97	\$21.98
Fast Food and Counter Workers		35-3023	520	\$10.59	\$13.74	\$12.42	\$15.30
Waiters and Waitresses		35-3031	300	\$9.20	\$16.48	\$14.72	\$20.12
Food Servers, Nonrestaurant		35-3041	40	\$12.96	\$15.49	\$16.03	\$16.75
Dining Room and Cafeteria Attendants and Bartender Helpers		35-9011	60	\$8.90	\$11.43	\$11.60	\$12.69
Dishwashers		35-9021	100	\$10.83	\$15.20	\$14.79	\$17.38
Hosts and Hostesses, Restaurant, Lounge, and Coffee Shop		35-9031	90	\$9.62	\$13.19	\$12.04	\$14.97
<b>Building and Grounds Cleaning and Maintenance Occupations</b>		<b>37-0000</b>	<b>1,070</b>	<b>\$14.45</b>	<b>\$19.92</b>	<b>\$19.54</b>	<b>\$22.66</b>
First-Line Supervisors of Housekeeping and Janitorial Workers		37-1011	40	\$19.49	\$28.28	\$25.83	\$32.67
First-Line Supervisors of Landscaping, Lawn Service, and Groundskeeping Workers		37-1012	30	\$16.75	\$26.45	\$24.79	\$31.30
Janitors and Cleaners, Except Maids and Housekeeping Cleaners		37-2011	690	\$14.56	\$19.62	\$19.70	\$22.15
Maids and Housekeeping Cleaners		37-2012	60	\$13.22	\$16.82	\$15.05	\$18.62
Landscaping and Groundskeeping Workers		37-3011	230	\$14.43	\$19.12	\$18.97	\$21.46
<b>Personal Care and Service Occupations</b>		<b>39-0000</b>	<b>460</b>	<b>\$11.01</b>	<b>\$18.71</b>	<b>\$15.88</b>	<b>\$22.56</b>
First-Line Supervisors of Personal Service Workers		39-1022	30	\$17.14	\$27.28	\$25.03	\$32.34
Childcare Workers		39-9011	80	\$9.05	\$12.27	\$12.09	\$13.88
Exercise Trainers and Group Fitness Instructors		39-9031	90	\$18.33	\$24.58	\$24.37	\$27.70
Recreation Workers		39-9032	100	\$11.90	\$16.98	\$15.88	\$19.52
<b>Sales and Related Occupations</b>		<b>41-0000</b>	<b>2,310</b>	<b>\$12.08</b>	<b>\$22.02</b>	<b>\$15.35</b>	<b>\$26.98</b>
First-Line Supervisors of Retail Sales Workers		41-1011	280	\$15.57	\$22.68	\$20.00	\$26.23
First-Line Supervisors of Non-Retail Sales Workers		41-1012	40	\$24.65	\$46.04	\$43.19	\$56.74
Cashiers		41-2011	720	\$10.93	\$13.72	\$14.29	\$15.11
Counter and Rental Clerks		41-2021	50	\$13.55	\$19.89	\$18.96	\$23.06
Parts Salespersons		41-2022	40	\$14.38	\$20.06	\$19.36	\$22.90
Retail Salespersons		41-2031	750	\$11.87	\$16.11	\$14.87	\$18.23
Insurance Sales Agents		41-3021	40	\$17.52	\$41.24	\$25.17	\$53.11
Securities, Commodities, and Financial Services Sales Agents		41-3031	50	\$25.17	\$75.58	\$50.81	\$100.78
Sales Representatives of Services, Except Advertising, Insurance, Financial Services, and Travel		41-3091	110	\$19.44	\$38.59	\$31.83	\$48.16
Sales Representatives, Wholesale and Manufacturing, Technical and Scientific Products		41-4011	60	\$27.75	\$54.47	\$52.42	\$67.84
Sales Representatives, Wholesale and Manufacturing, Except Technical and Scientific Products		41-4012	120	\$20.43	\$36.37	\$31.71	\$44.33

\* Some occupations, such as teachers, have a nonstandard workweek and are not paid by the hour. For these occupations, annual salaries are displayed instead of hourly wage. May 2021 occupational wages were updated to June 2022 using Employment Cost Index (ECI) factors.

<b>LEBANON - HANOVER AREA</b>		<b>Occupational Employment &amp; Wages</b>	<b>SOC Code</b>	<b>May 2021 Estimated Employment</b>	<b>JUNE 2022</b>		
					<b>Entry Level Wage *</b>	<b>Mean (Average) Wage *</b>	<b>Median Wage *</b>
<b>Office and Administrative Support Occupations</b>		<b>43-0000</b>	<b>4,430</b>	<b>\$16.01</b>	<b>\$23.09</b>	<b>\$23.31</b>	<b>\$26.63</b>
First-Line Supervisors of Office and Administrative Support Workers		43-1011	380	\$21.61	\$32.36	\$31.03	\$37.75
Switchboard Operators, Including Answering Service		43-2011	NP	\$16.53	\$19.24	\$19.02	\$20.58
Billing and Posting Clerks		43-3021	100	\$17.53	\$21.09	\$18.94	\$22.88
Bookkeeping, Accounting, and Auditing Clerks		43-3031	290	\$16.38	\$23.32	\$24.03	\$26.79
Payroll and Timekeeping Clerks		43-3051	30	\$21.89	\$27.79	\$24.73	\$30.75
Tellers		43-3071	80	\$14.51	\$16.62	\$15.17	\$17.67
Customer Service Representatives		43-4051	350	\$14.52	\$22.02	\$19.18	\$25.76
Interviewers, Except Eligibility and Loan		43-4111	110	\$17.81	\$20.89	\$19.18	\$22.43
Library Assistants, Clerical		43-4121	50	\$11.09	\$16.16	\$15.18	\$18.70
Loan Interviewers and Clerks		43-4131	40	\$17.20	\$21.06	\$19.35	\$22.98
New Accounts Clerks		43-4141	40	\$16.20	\$18.58	\$18.60	\$19.78
Human Resources Assistants, Except Payroll and Timekeeping		43-4161	50	\$21.05	\$24.75	\$24.43	\$26.60
Receptionists and Information Clerks		43-4171	140	\$11.20	\$16.23	\$15.16	\$18.76
Couriers and Messengers		43-5021	30	\$11.91	\$14.92	\$15.09	\$16.43
Public Safety Telecommunicators		43-5031	50	\$21.62	\$26.64	\$24.75	\$29.15
Dispatchers, Except Police, Fire, and Ambulance		43-5032	30	\$17.82	\$21.34	\$19.43	\$23.11
Postal Service Clerks		43-5051	40	\$21.28	\$24.60	\$23.96	\$26.26
Postal Service Mail Carriers		43-5052	60	\$20.23	\$27.52	\$25.35	\$31.17
Production, Planning, and Expediting Clerks		43-5061	50	\$19.80	\$28.60	\$30.20	\$33.00
Shipping, Receiving, and Inventory Clerks		43-5071	160	\$13.98	\$20.03	\$18.94	\$23.05
Executive Secretaries and Executive Administrative Assistants		43-6011	100	\$28.97	\$33.96	\$31.03	\$36.46
Medical Secretaries and Administrative Assistants		43-6013	480	\$18.57	\$21.40	\$19.28	\$22.81
Secretaries and Administrative Assistants, Except Legal, Medical, and Executive		43-6014	670	\$16.19	\$22.15	\$24.12	\$25.13
Data Entry Keyers		43-9021	40	\$14.54	\$18.34	\$18.76	\$20.23
Insurance Claims and Policy Processing Clerks		43-9041	40	\$19.81	\$29.33	\$30.20	\$34.08
Mail Clerks and Mail Machine Operators, Except Postal Service		43-9051	50	\$13.74	\$16.69	\$15.16	\$18.17
Office Clerks, General		43-9061	740	\$16.07	\$23.56	\$23.88	\$27.32
<b>Farming, Fishing, and Forestry Occupations</b>		<b>45-0000</b>	<b>40</b>	<b>\$12.89</b>	<b>\$19.70</b>	<b>\$18.66</b>	<b>\$23.11</b>
<b>Construction and Extraction Occupations</b>		<b>47-0000</b>	<b>770</b>	<b>\$18.60</b>	<b>\$25.98</b>	<b>\$24.19</b>	<b>\$29.67</b>
First-Line Supervisors of Construction Trades and Extraction Workers		47-1011	70	\$26.34	\$33.87	\$31.43	\$37.64
Carpenters		47-2031	150	\$19.67	\$24.76	\$24.24	\$27.31
Construction Laborers		47-2061	50	\$16.72	\$20.12	\$18.91	\$21.82
Operating Engineers and Other Construction Equipment Operators		47-2073	60	\$18.51	\$23.64	\$23.87	\$26.22
Electricians		47-2111	140	\$20.68	\$29.77	\$30.54	\$34.33
Painters, Construction and Maintenance		47-2141	50	\$17.52	\$23.06	\$23.87	\$25.83
Plumbers, Pipefitters, and Steamfitters		47-2152	80	\$20.56	\$27.97	\$29.87	\$31.67
Highway Maintenance Workers		47-4051	60	\$18.60	\$22.41	\$23.54	\$24.33

\* Some occupations, such as teachers, have a nonstandard workweek and are not paid by the hour. For these occupations, annual salaries are displayed instead of hourly wage. May 2021 occupational wages were updated to June 2022 using Employment Cost Index (ECI) factors.

<b>LEBANON - HANOVER AREA</b>		<b>Occupational Employment &amp; Wages</b>	<b>SOC Code</b>	<b>May 2021 Estimated Employment</b>	<b>JUNE 2022</b>		
					<b>Entry Level Wage *</b>	<b>Mean (Average) Wage *</b>	<b>Median Wage *</b>
<b>Installation, Maintenance, and Repair Occupations</b>		<b>49-0000</b>	<b>880</b>	<b>\$18.50</b>	<b>\$27.63</b>	<b>\$24.36</b>	<b>\$32.19</b>
First-Line Supervisors of Mechanics, Installers, and Repairers		49-1011	90	\$27.64	\$40.19	\$39.03	\$46.47
Automotive Service Technicians and Mechanics		49-3023	80	\$16.71	\$23.21	\$23.72	\$26.46
Bus and Truck Mechanics and Diesel Engine Specialists		49-3031	40	\$20.62	\$25.48	\$24.11	\$27.90
Outdoor Power Equipment and Other Small Engine Mechanics		49-3053	30	\$15.38	\$21.67	\$20.03	\$24.82
Heating, Air Conditioning, and Refrigeration Mechanics and Installers		49-9021	100	\$21.57	\$28.59	\$30.22	\$32.12
Industrial Machinery Mechanics		49-9041	80	\$21.63	\$30.17	\$30.30	\$34.43
Maintenance and Repair Workers, General		49-9071	230	\$17.30	\$24.23	\$23.75	\$27.69
<b>Production Occupations</b>		<b>51-0000</b>	<b>1,520</b>	<b>\$16.36</b>	<b>\$23.80</b>	<b>\$23.66</b>	<b>\$27.52</b>
First-Line Supervisors of Production and Operating Workers		51-1011	160	\$27.00	\$36.60	\$35.48	\$41.40
Electrical, electronic, and electromechanical assemblers, except coil winders, tapers, and finishers		51-2028	80	\$17.15	\$21.45	\$19.08	\$23.60
Engine and Other Machine Assemblers		51-2031	30	\$19.66	\$22.68	\$21.60	\$24.19
Miscellaneous Assemblers and Fabricators		51-2090	170	\$14.59	\$19.54	\$18.85	\$22.02
Butchers and Meat Cutters		51-3021	30	\$18.71	\$21.98	\$23.56	\$23.61
Grinding, Lapping, Polishing, and Buffing Machine Tool Setters, Operators, and Tenders, Metal and Plastic		51-4033	NP	\$15.73	\$20.75	\$19.58	\$23.26
Machinists		51-4041	40	\$16.55	\$22.17	\$20.22	\$24.98
Metal Workers and Plastic Workers, All Other		51-4199	NP	\$14.63	\$15.73	\$14.63	\$16.28
Printing Press Operators		51-5112	50	\$16.82	\$23.94	\$24.02	\$27.49
Print Binding and Finishing Workers		51-5113	40	\$14.99	\$19.93	\$18.77	\$22.40
Cabinetmakers and Bench Carpenters		51-7011	NP	\$19.56	\$21.65	\$19.58	\$22.70
Mixing and Blending Machine Setters, Operators, and Tenders		51-9023	50	\$22.66	\$25.51	\$24.07	\$26.94
Inspectors, Testers, Sorters, Samplers, and Weighers		51-9061	130	\$19.17	\$26.46	\$24.83	\$30.10
Computer Numerically Controlled Tool Operators		51-9161	230	\$20.23	\$23.54	\$23.66	\$25.18
<b>Transportation and Material Moving Occupations</b>		<b>53-0000</b>	<b>1,560</b>	<b>\$12.63</b>	<b>\$18.63</b>	<b>\$16.53</b>	<b>\$21.62</b>
First-Line Supervisors of Transportation and Material-Moving Workers, Except Aircraft Cargo Handling Supervisors		53-1047	90	\$18.55	\$26.94	\$25.10	\$31.14
Driver/Sales Workers		53-3031	70	\$9.42	\$16.22	\$14.48	\$19.63
Heavy and Tractor-Trailer Truck Drivers		53-3032	230	\$19.80	\$24.47	\$24.40	\$26.82
Light Truck Drivers		53-3033	140	\$11.81	\$17.23	\$15.59	\$19.92
Bus Drivers, School		53-3051	60	\$15.09	\$20.22	\$19.32	\$22.78
Laborers and Freight, Stock, and Material Movers, Hand		53-7062	230	\$14.19	\$17.36	\$15.74	\$18.95
Stockers and Order Fillers		53-7065	520	\$12.04	\$16.01	\$15.18	\$17.98
Refuse and Recyclable Material Collectors		53-7081	50	\$14.72	\$19.29	\$18.75	\$21.57

\* Some occupations, such as teachers, have a nonstandard workweek and are not paid by the hour. For these occupations, annual salaries are displayed instead of hourly wage. May 2021 occupational wages were updated to June 2022 using Employment Cost Index (ECI) factors.

MANCHESTER AREA Occupational Employment & Wages	SOC Code	May 2021 Estimated Employment	JUNE 2022			
			Entry Level Wage *	Mean (Average) Wage *	Median Wage *	Experienced Wage *
<b>Total all occupations</b>	<b>00-0000</b>	<b>104,530</b>	<b>\$14.57</b>	<b>\$30.45</b>	<b>\$24.01</b>	<b>\$38.39</b>
<b>Management Occupations</b>	<b>11-0000</b>	<b>7,130</b>	<b>\$32.76</b>	<b>\$64.45</b>	<b>\$56.36</b>	<b>\$80.29</b>
Chief Executives	11-1011	100	\$43.36	\$102.39	\$84.49	\$131.90
General and Operations Managers	11-1021	2,250	\$29.94	\$63.51	\$51.23	\$80.29
Advertising and Promotions Managers	11-2011	30	\$10.38	\$38.91	\$38.92	\$53.17
Marketing Managers	11-2021	230	\$47.80	\$77.09	\$67.13	\$91.73
Sales Managers	11-2022	370	\$45.42	\$84.17	\$82.24	\$103.54
Public Relations Managers	11-2032	70	\$41.07	\$65.48	\$60.34	\$77.69
Fundraising Managers	11-2033	40	\$33.28	\$50.38	\$49.75	\$58.92
Administrative Services Managers	11-3012	170	\$32.94	\$56.36	\$51.56	\$68.06
Facilities Managers	11-3013	80	\$33.61	\$52.18	\$47.84	\$61.46
Computer and Information Systems Managers	11-3021	500	\$49.69	\$79.11	\$68.15	\$93.81
Financial Managers	11-3031	750	\$42.47	\$71.32	\$63.55	\$85.74
Industrial Production Managers	11-3051	100	\$38.67	\$61.98	\$60.34	\$73.63
Purchasing Managers	11-3061	70	\$46.57	\$70.10	\$64.28	\$81.87
Transportation, Storage, and Distribution Managers	11-3071	70	\$28.74	\$55.96	\$56.93	\$69.56
Compensation and Benefits Managers	11-3111	30	\$41.73	\$59.80	\$60.47	\$68.84
Human Resources Managers	11-3121	150	\$44.59	\$74.32	\$66.30	\$89.19
Training and Development Managers	11-3131	50	\$46.69	\$66.70	\$60.47	\$76.70
Construction Managers	11-9021	160	\$41.10	\$59.83	\$57.89	\$69.19
Education and Childcare Administrators, Preschool and Daycare	11-9031	80	\$18.63	\$27.19	\$24.16	\$31.48
Education Administrators, Kindergarten through Secondary	11-9032	170	\$74,863	\$100,096	\$99,489	\$112,712
Education Administrators, Postsecondary	11-9033	NP	\$34.45	\$56.72	\$50.01	\$67.85
Education Administrators, All Other	11-9039	40	\$20.49	\$31.68	\$29.58	\$37.26
Architectural and Engineering Managers	11-9041	230	\$52.19	\$76.35	\$81.08	\$88.43
Food Service Managers	11-9051	160	\$22.69	\$32.76	\$30.60	\$37.80
Medical and Health Services Managers	11-9111	360	\$41.23	\$67.76	\$60.28	\$81.04
Natural Sciences Managers	11-9121	30	\$47.04	\$77.89	\$72.78	\$93.30
Property, Real Estate, and Community Association Managers	11-9141	120	\$19.70	\$32.32	\$30.71	\$38.64
Social and Community Service Managers	11-9151	240	\$24.12	\$35.39	\$31.35	\$41.04
Managers, All Other	11-9199	160	\$42.09	\$69.50	\$64.05	\$83.19
<b>Business and Financial Operations Occupations</b>	<b>13-0000</b>	<b>6,840</b>	<b>\$23.26</b>	<b>\$39.91</b>	<b>\$38.16</b>	<b>\$48.23</b>
Buyers and Purchasing Agents	13-1020	350	\$24.04	\$34.52	\$32.56	\$39.77
Claims Adjusters, Examiners, and Investigators	13-1031	290	\$22.09	\$34.26	\$31.95	\$40.34
Compliance Officers	13-1041	230	\$25.64	\$39.01	\$37.24	\$45.70
Cost Estimators	13-1051	160	\$23.54	\$36.79	\$33.18	\$43.40
Human Resources Specialists	13-1071	580	\$22.31	\$36.14	\$31.48	\$43.05
Labor Relations Specialists	13-1075	30	\$9.13	\$25.26	\$25.18	\$33.31
Logisticians	13-1081	100	\$27.10	\$37.97	\$38.49	\$43.40
Project Management Specialists	13-1082	690	\$30.31	\$48.09	\$48.95	\$56.98

\* Some occupations, such as teachers, have a nonstandard workweek and are not paid by the hour. For these occupations, annual salaries are displayed instead of hourly wage. May 2021 occupational wages were updated to June 2022 using Employment Cost Index (ECI) factors.

MANCHESTER AREA Occupational Employment & Wages	SOC Code	May 2021 Estimated Employment	JUNE 2022			
			Entry Level Wage *	Mean (Average) Wage *	Median Wage *	Experienced Wage *
Management Analysts	13-1111	500	\$31.74	\$51.01	\$48.95	\$60.65
Meeting, Convention, and Event Planners	13-1121	60	\$18.52	\$27.52	\$24.82	\$32.02
Fundraisers	13-1131	100	\$20.56	\$30.43	\$30.38	\$35.36
Compensation, Benefits, and Job Analysis Specialists	13-1141	60	\$24.53	\$36.53	\$36.38	\$42.53
Training and Development Specialists	13-1151	350	\$19.85	\$33.18	\$30.69	\$39.85
Market Research Analysts and Marketing Specialists	13-1161	610	\$21.70	\$38.09	\$33.87	\$46.29
Business Operations Specialists, All Other	13-1199	350	\$22.88	\$42.10	\$38.38	\$51.71
Accountants and Auditors	13-2011	960	\$26.67	\$38.31	\$38.26	\$44.15
Property Appraisers and Assessors	13-2020	40	\$23.29	\$39.70	\$39.99	\$47.90
Credit Analysts	13-2041	70	\$30.50	\$45.52	\$40.98	\$53.04
Financial and Investment Analysts	13-2051	120	\$34.07	\$50.04	\$49.59	\$58.03
Personal Financial Advisors	13-2052	240	\$23.12	\$57.87	\$48.62	\$75.26
Insurance Underwriters	13-2053	120	\$25.25	\$43.37	\$39.29	\$52.43
Financial Risk Specialists	13-2054	40	\$22.16	\$42.44	\$41.12	\$52.59
Credit Counselors	13-2071	NP	\$18.50	\$22.50	\$23.61	\$24.49
Loan Officers	13-2072	310	\$21.95	\$43.14	\$31.26	\$53.75
Tax Examiners and Collectors, and Revenue Agents	13-2081	30	\$20.25	\$33.56	\$26.93	\$40.21
Tax Preparers	13-2082	100	\$15.25	\$30.38	\$26.47	\$37.95
Financial Specialists, All Other	13-2099	70	\$25.08	\$38.94	\$32.94	\$45.88
<b>Computer and Mathematical Occupations</b>	<b>15-0000</b>	<b>3,210</b>	<b>\$26.65</b>	<b>\$46.33</b>	<b>\$40.61</b>	<b>\$56.18</b>
Computer Systems Analysts	15-1211	350	\$32.70	\$54.48	\$48.43	\$65.38
Information Security Analysts	15-1212	50	\$32.50	\$47.96	\$47.93	\$55.70
Computer Network Support Specialists	15-1231	130	\$20.74	\$32.76	\$30.37	\$38.77
Computer User Support Specialists	15-1232	550	\$20.81	\$29.81	\$30.37	\$34.31
Computer Network Architects	15-1241	60	\$29.94	\$52.17	\$51.84	\$63.29
Database Administrators	15-1242	30	\$37.77	\$58.35	\$51.52	\$68.63
Database Architects	15-1243	30	\$30.86	\$51.26	\$51.84	\$61.46
Network and Computer Systems Administrators	15-1244	370	\$32.03	\$46.12	\$44.47	\$53.17
Computer Programmers	15-1251	80	\$20.65	\$36.44	\$30.64	\$44.33
Software Developers	15-1252	950	\$36.85	\$56.94	\$51.84	\$66.99
Software Quality Assurance Analysts and Testers	15-1253	150	\$25.55	\$45.35	\$45.24	\$55.25
Web Developers	15-1254	60	\$23.01	\$35.28	\$30.99	\$41.42
Web and Digital Interface Designers	15-1255	70	\$22.86	\$36.93	\$30.60	\$43.98
Computer Occupations, All Other	15-1299	120	\$24.25	\$42.87	\$39.12	\$52.18
Operations Research Analysts	15-2031	110	\$27.56	\$39.77	\$38.62	\$45.87
Statisticians	15-2041	30	\$35.34	\$43.56	\$39.12	\$47.67
Data Scientists	15-2051	70	\$32.28	\$52.90	\$49.98	\$63.22
<b>Architecture and Engineering Occupations</b>	<b>17-0000</b>	<b>2,120</b>	<b>\$28.34</b>	<b>\$45.00</b>	<b>\$39.79</b>	<b>\$53.33</b>
Architects, Except Landscape and Naval	17-1011	60	\$31.45	\$46.23	\$46.34	\$53.61
Surveyors	17-1022	40	\$25.33	\$32.83	\$31.21	\$36.58

\* Some occupations, such as teachers, have a nonstandard workweek and are not paid by the hour. For these occupations, annual salaries are displayed instead of hourly wage. May 2021 occupational wages were updated to June 2022 using Employment Cost Index (ECI) factors.

MANCHESTER AREA Occupational Employment & Wages	SOC Code	May 2021 Estimated Employment	JUNE 2022			
			Entry Level Wage *	Mean (Average) Wage *	Median Wage *	Experienced Wage *
Chemical Engineers	17-2041	30	\$29.14	\$46.37	\$43.94	\$55.00
Civil Engineers	17-2051	290	\$31.24	\$45.15	\$39.52	\$52.10
Computer Hardware Engineers	17-2061	30	\$26.54	\$50.53	\$44.56	\$62.52
Electrical Engineers	17-2071	250	\$38.32	\$56.44	\$56.63	\$65.49
Electronics Engineers, Except Computer	17-2072	NP	\$39.33	\$54.92	\$49.98	\$62.72
Environmental Engineers	17-2081	90	\$36.68	\$56.84	\$51.52	\$66.92
Industrial Engineers	17-2112	220	\$35.79	\$49.86	\$49.82	\$56.89
Mechanical Engineers	17-2141	320	\$33.40	\$47.39	\$46.86	\$54.39
Engineers, All Other	17-2199	50	\$29.74	\$49.47	\$51.87	\$59.33
Architectural and Civil Drafters	17-3011	110	\$21.98	\$31.91	\$31.21	\$36.88
Electrical and Electronic Engineering Technologists and Technicians	17-3023	120	\$23.84	\$32.48	\$31.31	\$36.79
Electro-Mechanical and Mechatronics Technologists and Technicians	17-3024	30	\$25.26	\$32.96	\$30.37	\$36.81
Industrial Engineering Technologists and Technicians	17-3026	70	\$24.23	\$30.19	\$29.85	\$33.18
Mechanical Engineering Technologists and Technicians	17-3027	50	\$24.49	\$31.77	\$32.23	\$35.41
Engineering Technologists and Technicians, Except Drafters, All Other	17-3029	NP	\$27.55	\$34.78	\$31.21	\$38.40
Surveying and Mapping Technicians	17-3031	70	\$21.17	\$26.72	\$24.33	\$29.49
<b>Life, Physical, and Social Science Occupations</b>	<b>19-0000</b>	<b>570</b>	<b>\$22.09</b>	<b>\$38.56</b>	<b>\$34.24</b>	<b>\$46.78</b>
Environmental Scientists and Specialists, Including Health	19-2041	50	\$29.11	\$45.93	\$39.76	\$54.35
School Psychologists	19-3034	40	\$24.48	\$37.91	\$38.90	\$44.62
Urban and Regional Planners	19-3051	30	\$28.15	\$37.55	\$38.61	\$42.25
Biological Technicians	19-4021	30	\$16.18	\$19.45	\$18.57	\$21.08
Chemical Technicians	19-4031	30	\$16.25	\$22.89	\$19.56	\$26.22
Life, Physical, and Social Science Technicians, All Other	19-4099	30	\$19.23	\$29.59	\$28.57	\$34.77
Occupational Health and Safety Specialists	19-5011	70	\$26.91	\$40.08	\$38.97	\$46.68
<b>Community and Social Service Occupations</b>	<b>21-0000</b>	<b>2,910</b>	<b>\$17.59</b>	<b>\$25.03</b>	<b>\$23.60</b>	<b>\$28.76</b>
Educational, Guidance, and Career Counselors and Advisors	21-1012	NP	\$18.56	\$24.80	\$23.60	\$27.93
Rehabilitation Counselors	21-1015	40	\$16.39	\$24.93	\$23.96	\$29.20
Substance abuse, behavioral disorder, and mental health counselors	21-1018	530	\$16.75	\$23.67	\$23.81	\$27.14
Child, Family, and School Social Workers	21-1021	180	\$20.96	\$28.11	\$24.01	\$31.68
Healthcare Social Workers	21-1022	80	\$27.56	\$34.24	\$32.21	\$37.58
Mental Health and Substance Abuse Social Workers	21-1023	70	\$19.74	\$31.69	\$24.64	\$37.67
Social Workers, All Other	21-1029	60	\$34.19	\$42.15	\$42.25	\$46.12
Health Education Specialists	21-1091	30	\$23.89	\$34.48	\$32.13	\$39.77
Social and Human Service Assistants	21-1093	450	\$15.16	\$19.19	\$18.58	\$21.20
Community Health Workers	21-1094	50	\$17.68	\$26.03	\$23.88	\$30.20
Community and Social Service Specialists, All Other	21-1099	160	\$18.46	\$25.29	\$24.33	\$28.70

\* Some occupations, such as teachers, have a nonstandard workweek and are not paid by the hour. For these occupations, annual salaries are displayed instead of hourly wage. May 2021 occupational wages were updated to June 2022 using Employment Cost Index (ECI) factors.



Occupational Employment & Wages	SOC Code	May 2021 Estimated Employment	JUNE 2022			
			Entry Level Wage *	Mean (Average) Wage *	Median Wage *	Experienced Wage *
<b>Legal Occupations</b>	<b>23-0000</b>	<b>940</b>	<b>\$27.74</b>	<b>\$55.46</b>	<b>\$40.38</b>	<b>\$69.30</b>
Lawyers	23-1011	570	\$35.23	\$69.13	\$51.46	\$86.07
Paralegals and Legal Assistants	23-2011	310	\$24.20	\$32.04	\$30.79	\$35.95
<b>Educational Instruction and Library Occupations</b>	<b>25-0000</b>	<b>5,930</b>	<b>\$15.44</b>	<b>\$27.74</b>	<b>\$24.79</b>	<b>\$33.90</b>
Business Teachers, Postsecondary	25-1011	80	\$59,002	\$96,068	\$100,937	\$114,602
Computer Science Teachers, Postsecondary	25-1021	30	\$60,108	\$85,991	\$81,372	\$98,933
Mathematical Science Teachers, Postsecondary	25-1022	30	\$59,963	\$88,932	\$81,056	\$103,416
Engineering Teachers, Postsecondary	25-1032	NP	\$81,365	\$92,735	\$93,099	\$98,420
Biological Science Teachers, Postsecondary	25-1042	NP	\$58,417	\$81,887	\$79,909	\$93,624
Economics Teachers, Postsecondary	25-1063	NP	\$92,670	\$118,906	\$133,636	\$132,023
Political Science Teachers, Postsecondary	25-1065	NP	\$75,733	\$88,480	\$81,372	\$94,853
Health Specialties Teachers, Postsecondary	25-1071	40	\$41,806	\$117,470	\$86,375	\$155,302
Nursing Instructors and Teachers, Postsecondary	25-1072	100	\$53,578	\$77,747	\$67,018	\$89,831
Education Teachers, Postsecondary	25-1081	80	\$44,833	\$75,746	\$64,239	\$91,202
Art, Drama, and Music Teachers, Postsecondary	25-1121	40	\$52,749	\$90,135	\$80,507	\$108,828
English Language and Literature Teachers, Postsecondary	25-1123	NP	\$54,091	\$83,225	\$80,763	\$97,792
Foreign Language and Literature Teachers, Postsecondary	25-1124	NP	\$51,923	\$83,151	\$79,909	\$98,766
History Teachers, Postsecondary	25-1125	NP	\$56,202	\$90,615	\$86,629	\$107,822
Philosophy and Religion Teachers, Postsecondary	25-1126	30	\$46,360	\$73,009	\$65,706	\$86,334
Career/Technical Education Teachers, Postsecondary	25-1194	110	\$21.43	\$35.20	\$38.21	\$42.08
Postsecondary Teachers, All Other	25-1199	30	\$27,554	\$58,377	\$51,347	\$73,788
Preschool Teachers, Except Special Education	25-2011	510	\$13.73	\$15.88	\$14.67	\$16.95
Kindergarten Teachers, Except Special Education	25-2012	110	\$52,025	\$69,023	\$64,700	\$77,522
Elementary School Teachers, Except Special Education	25-2021	900	\$43,149	\$62,128	\$64,511	\$71,616
Middle School Teachers, Except Special and Career/Technical Education	25-2022	430	\$51,271	\$68,537	\$64,700	\$77,170
Secondary School Teachers, Except Special and Career/Technical Education	25-2031	600	\$47,534	\$65,562	\$64,700	\$74,575
Special Education Teachers, Kindergarten and Elementary School	25-2052	200	\$48,728	\$64,696	\$64,700	\$72,680
Special Education Teachers, Middle School	25-2057	90	\$45,199	\$61,750	\$63,739	\$70,025
Special Education Teachers, Secondary School	25-2058	80	\$51,518	\$65,574	\$64,700	\$72,602
Special Education Teachers, All Other	25-2059	50	\$38,002	\$52,769	\$49,698	\$60,154
Self-Enrichment Teachers	25-3021	250	\$17.54	\$27.37	\$24.41	\$32.28
Substitute Teachers, Short-Term	25-3031	120	\$11.99	\$22.78	\$14.39	\$28.17
Tutors	25-3041	60	\$12.95	\$18.23	\$18.53	\$20.88
Teachers and Instructors, All Other	25-3099	40	\$38,684	\$65,605	\$62,259	\$79,066
Librarians and Media Collections Specialists	25-4022	150	\$25.35	\$33.81	\$31.10	\$38.04
Library Technicians	25-4031	60	\$16.56	\$20.27	\$18.81	\$22.14
Instructional Coordinators	25-9031	180	\$24.49	\$32.95	\$30.37	\$37.17
Teaching Assistants, Postsecondary	25-9044	30	\$32,089	\$44,498	\$39,496	\$50,704
Teaching Assistants, Except Postsecondary	25-9045	1,160	\$25,394	\$34,827	\$31,532	\$39,544
Educational Instruction and Library Workers, All Other	25-9099	NP	\$21.65	\$26.71	\$26.10	\$29.23

\* Some occupations, such as teachers, have a nonstandard workweek and are not paid by the hour. For these occupations, annual salaries are displayed instead of hourly wage. May 2021 occupational wages were updated to June 2022 using Employment Cost Index (ECI) factors.



MANCHESTER AREA Occupational Employment & Wages	SOC Code	May 2021 Estimated Employment	JUNE 2022			
			Entry Level Wage *	Mean (Average) Wage *	Median Wage *	Experienced Wage *
<b>Arts, Design, Entertainment, Sports, and Media Occupations</b>	<b>27-0000</b>	<b>1,240</b>	<b>\$16.58</b>	<b>\$28.83</b>	<b>\$24.69</b>	<b>\$34.97</b>
Art Directors	27-1011	30	\$37.43	\$47.41	\$49.98	\$52.40
Floral Designers	27-1023	40	\$12.77	\$15.97	\$14.96	\$17.56
Graphic Designers	27-1024	110	\$18.96	\$27.82	\$24.80	\$32.25
Interior Designers	27-1025	30	\$23.79	\$31.30	\$31.28	\$35.06
Merchandise Displayers and Window Trimmers	27-1026	80	\$14.28	\$19.71	\$18.87	\$22.43
Producers and Directors	27-2012	60	\$18.69	\$37.11	\$30.35	\$46.33
Coaches and Scouts	27-2022	120	\$20,249	\$46,358	\$47,122	\$59,412
Public Relations Specialists	27-3031	190	\$20.71	\$32.35	\$31.16	\$38.17
Editors	27-3041	70	\$21.49	\$30.26	\$29.23	\$34.64
Technical Writers	27-3042	30	\$28.74	\$40.19	\$31.87	\$45.91
Writers and Authors	27-3043	50	\$17.89	\$26.91	\$25.30	\$31.43
Interpreters and Translators	27-3091	160	\$20.35	\$24.89	\$24.56	\$27.15
Audio and Video Technicians	27-4011	50	\$17.54	\$25.86	\$23.76	\$30.03
<b>Healthcare Practitioners and Technical Occupations</b>	<b>29-0000</b>	<b>7,520</b>	<b>\$24.67</b>	<b>\$50.81</b>	<b>\$38.97</b>	<b>\$63.88</b>
Dentists, General	29-1021	60	\$107.99	\$139.13	#	#
Dietitians and Nutritionists	29-1031	60	\$28.23	\$36.23	\$37.74	\$40.23
Optometrists	29-1041	30	\$43.33	\$67.85	\$64.90	\$80.11
Pharmacists	29-1051	190	\$46.43	\$62.91	\$64.30	\$71.16
Physician Assistants	29-1071	140	\$51.02	\$66.92	\$61.15	\$74.87
Occupational Therapists	29-1122	150	\$33.64	\$41.97	\$40.48	\$46.13
Physical Therapists	29-1123	210	\$34.05	\$43.18	\$41.24	\$47.74
Respiratory Therapists	29-1126	60	\$28.83	\$35.55	\$37.74	\$38.91
Speech-Language Pathologists	29-1127	110	\$30.51	\$40.09	\$39.09	\$44.89
Veterinarians	29-1131	80	\$38.10	\$57.76	\$50.10	\$67.59
Registered Nurses	29-1141	2,790	\$30.05	\$39.44	\$38.86	\$44.13
Nurse Anesthetists	29-1151	70	\$92.82	\$105.74	\$98.42	\$112.19
Nurse Practitioners	29-1171	280	\$47.02	\$62.85	\$61.15	\$70.76
Anesthesiologists	29-1211	30	#	#	#	#
Family Medicine Physicians	29-1215	160	\$91.46	\$145.82	#	#
General Internal Medicine Physicians	29-1216	30	\$109.66	\$154.56	#	#
Pediatricians, General	29-1221	50	\$97.29	\$139.29	#	#
Physicians, All Other	29-1229	120	\$229,447	#	#	#
Orthopedic Surgeons, Except Pediatric	29-1242	30	\$351,591	#	#	#
Surgeons, All Other	29-1249	100	#	#	#	#
Dental Hygienists	29-1292	250	\$35.40	\$39.03	\$39.40	\$40.84
Clinical Laboratory Technologists and Technicians	29-2010	150	\$17.08	\$30.21	\$30.62	\$36.78
Cardiovascular Technologists and Technicians	29-2031	70	\$24.70	\$37.58	\$37.74	\$44.03
Diagnostic Medical Sonographers	29-2032	70	\$35.74	\$43.76	\$47.99	\$47.77
Radiologic Technologists and Technicians	29-2034	210	\$27.93	\$36.54	\$37.74	\$40.83
Magnetic Resonance Imaging Technologists	29-2035	70	\$36.04	\$42.88	\$39.28	\$46.29

\* Some occupations, such as teachers, have a nonstandard workweek and are not paid by the hour. For these occupations, annual salaries are displayed instead of hourly wage. May 2021 occupational wages were updated to June 2022 using Employment Cost Index (ECI) factors.

MANCHESTER AREA Occupational Employment & Wages	SOC Code	May 2021 Estimated Employment	JUNE 2022			
			Entry Level Wage *	Mean (Average) Wage *	Median Wage *	Experienced Wage *
Emergency Medical Technicians	29-2042	140	\$14.77	\$17.46	\$17.69	\$18.81
Paramedics	29-2043	60	\$20.80	\$25.88	\$24.47	\$28.43
Pharmacy Technicians	29-2052	320	\$14.07	\$18.18	\$18.01	\$20.24
Surgical Technologists	29-2055	90	\$22.47	\$28.66	\$29.74	\$31.74
Veterinary Technologists and Technicians	29-2056	120	\$17.37	\$20.50	\$19.20	\$22.06
Ophthalmic Medical Technicians	29-2057	50	\$15.24	\$21.92	\$23.38	\$25.25
Licensed Practical and Licensed Vocational Nurses	29-2061	440	\$24.65	\$30.02	\$30.31	\$32.70
Medical Records Specialists	29-2072	170	\$16.02	\$22.89	\$19.48	\$26.32
Opticians, Dispensing	29-2081	40	\$15.35	\$23.27	\$22.66	\$27.22
Orthotists and Prosthetists	29-2091	30	\$31.25	\$42.97	\$38.97	\$48.84
Health Technologists and Technicians, All Other	29-2099	90	\$18.93	\$28.41	\$23.60	\$33.15
Health Information Technologists and Medical Registrars	29-9021	40	\$23.51	\$38.32	\$39.05	\$45.72
Athletic Trainers	29-9091	40	\$42,042	\$51,753	\$50,605	\$56,609
Healthcare Practitioners and Technical Workers, All Other	29-9099	40	\$20.98	\$33.45	\$30.31	\$39.68
<b>Healthcare Support Occupations</b>	<b>31-0000</b>	<b>3,590</b>	<b>\$14.78</b>	<b>\$19.02</b>	<b>\$19.18</b>	<b>\$21.15</b>
Home Health and Personal Care Aides	31-1120	1,160	\$14.05	\$16.18	\$15.60	\$17.24
Nursing Assistants	31-1131	1,150	\$15.27	\$18.45	\$19.18	\$20.03
Physical Therapist Assistants	31-2021	30	\$26.63	\$31.92	\$32.40	\$34.57
Massage Therapists	31-9011	30	\$15.07	\$25.13	\$23.12	\$30.15
Dental Assistants	31-9091	190	\$22.59	\$25.76	\$24.47	\$27.35
Medical Assistants	31-9092	610	\$18.45	\$21.26	\$20.03	\$22.66
Medical Equipment Preparers	31-9093	50	\$16.63	\$20.75	\$19.47	\$22.81
Medical Transcriptionists	31-9094	30	\$19.04	\$23.11	\$24.17	\$25.15
Veterinary Assistants and Laboratory Animal Caretakers	31-9096	60	\$13.41	\$16.07	\$15.62	\$17.39
Phlebotomists	31-9097	170	\$17.20	\$21.95	\$20.03	\$24.34
Healthcare Support Workers, All Other	31-9099	60	\$13.89	\$21.47	\$22.83	\$25.26
<b>Protective Service Occupations</b>	<b>33-0000</b>	<b>2,110</b>	<b>\$17.02</b>	<b>\$29.86</b>	<b>\$26.44</b>	<b>\$36.27</b>
First-Line Supervisors of Police and Detectives	33-1012	90	\$39.35	\$53.35	\$51.57	\$60.35
First-Line Supervisors of Firefighting and Prevention Workers	33-1021	70	\$31.45	\$44.43	\$41.55	\$50.91
First-Line Supervisors of Security Workers	33-1091	30	\$19.05	\$31.54	\$33.26	\$37.79
Firefighters	33-2011	370	\$22.84	\$31.94	\$30.92	\$36.49
Detectives and Criminal Investigators	33-3021	80	\$36.44	\$56.93	\$53.20	\$67.17
Police and Sheriff's Patrol Officers	33-3051	450	\$26.73	\$34.91	\$33.70	\$39.00
Private Detectives and Investigators	33-9021	60	\$25.38	\$38.06	\$38.06	\$44.40
Security Guards	33-9032	580	\$15.05	\$18.90	\$16.54	\$20.83
Crossing Guards and Flaggers	33-9091	90	\$14.38	\$17.25	\$16.41	\$18.68
Lifeguards, Ski Patrol, and Other Recreational Protective Service Workers	33-9092	30	\$10.83	\$12.49	\$11.65	\$13.32
Transportation Security Screeners	33-9093	90	\$23.37	\$26.16	\$25.09	\$27.55
Protective Service Workers, All Other	33-9099	30	\$12.28	\$21.43	\$20.88	\$26.00

\* Some occupations, such as teachers, have a nonstandard workweek and are not paid by the hour. For these occupations, annual salaries are displayed instead of hourly wage. May 2021 occupational wages were updated to June 2022 using Employment Cost Index (ECI) factors.

MANCHESTER AREA Occupational Employment & Wages	SOC Code	May 2021 Estimated Employment	JUNE 2022			
			Entry Level Wage *	Mean (Average) Wage *	Median Wage *	Experienced Wage *
<b>Food Preparation and Serving Related Occupations</b>	<b>35-0000</b>	<b>7,570</b>	<b>\$10.69</b>	<b>\$15.62</b>	<b>\$14.68</b>	<b>\$18.09</b>
Chefs and Head Cooks	35-1011	110	\$22.26	\$33.51	\$32.39	\$39.13
First-Line Supervisors of Food Preparation and Serving Workers	35-1012	650	\$15.57	\$21.48	\$20.22	\$24.43
Cooks, Fast Food	35-2011	150	\$12.17	\$14.67	\$14.43	\$15.92
Cooks, Institution and Cafeteria	35-2012	220	\$14.90	\$20.11	\$19.86	\$22.71
Cooks, Restaurant	35-2014	780	\$14.63	\$18.07	\$18.85	\$19.78
Cooks, Short Order	35-2015	380	\$11.05	\$13.95	\$14.11	\$15.41
Food Preparation Workers	35-2021	360	\$13.25	\$16.07	\$15.91	\$17.48
Bartenders	35-3011	370	\$8.92	\$14.86	\$11.24	\$17.85
Fast Food and Counter Workers	35-3023	2,280	\$10.99	\$13.35	\$12.65	\$14.52
Waiters and Waitresses	35-3031	1,050	\$9.30	\$16.10	\$11.84	\$19.51
Food Servers, Nonrestaurant	35-3041	250	\$11.82	\$14.00	\$12.75	\$15.09
Dining Room and Cafeteria Attendants and Bartender Helpers	35-9011	230	\$9.14	\$11.51	\$9.95	\$12.69
Dishwashers	35-9021	320	\$10.30	\$13.20	\$12.88	\$14.67
Hosts and Hostesses, Restaurant, Lounge, and Coffee Shop	35-9031	340	\$10.63	\$13.23	\$12.75	\$14.53
Food Preparation and Serving Related Workers, All Other	35-9099	60	\$8.01	\$11.33	\$11.72	\$12.98
<b>Building and Grounds Cleaning and Maintenance Occupations</b>	<b>37-0000</b>	<b>3,050</b>	<b>\$13.91</b>	<b>\$18.98</b>	<b>\$18.10</b>	<b>\$21.52</b>
First-Line Supervisors of Housekeeping and Janitorial Workers	37-1011	110	\$16.89	\$23.83	\$21.48	\$27.30
First-Line Supervisors of Landscaping, Lawn Service, and Groundskeeping Workers	37-1012	110	\$19.78	\$32.39	\$32.44	\$38.68
Janitors and Cleaners, Except Maids and Housekeeping Cleaners	37-2011	1,340	\$12.91	\$16.81	\$15.88	\$18.75
Maids and Housekeeping Cleaners	37-2012	350	\$13.99	\$15.54	\$14.97	\$16.32
Landscaping and Groundskeeping Workers	37-3011	840	\$15.01	\$19.90	\$19.68	\$22.35
Tree Trimmers and Pruners	37-3013	NP	\$19.89	\$23.18	\$25.45	\$24.81
<b>Personal Care and Service Occupations</b>	<b>39-0000</b>	<b>1,900</b>	<b>\$10.83</b>	<b>\$17.18</b>	<b>\$15.01</b>	<b>\$20.34</b>
First-Line Supervisors of Entertainment and Recreation Workers, Except Gambling Services	39-1014	70	\$18.69	\$24.97	\$24.11	\$28.11
First-Line Supervisors of Personal Service Workers	39-1022	100	\$16.76	\$24.45	\$24.42	\$28.29
Animal Caretakers	39-2021	220	\$11.37	\$14.70	\$14.17	\$16.36
Amusement and Recreation Attendants	39-3091	160	\$8.89	\$11.19	\$10.09	\$12.33
Hairdressers, Hairstylists, and Cosmetologists	39-5012	270	\$11.75	\$17.17	\$14.86	\$19.88
Manicurists and Pedicurists	39-5092	110	\$13.95	\$17.71	\$19.39	\$19.58
Childcare Workers	39-9011	320	\$9.73	\$12.56	\$11.90	\$13.99
Exercise Trainers and Group Fitness Instructors	39-9031	220	\$15.27	\$22.94	\$24.03	\$26.77
Recreation Workers	39-9032	200	\$11.08	\$16.04	\$14.90	\$18.51
Residential Advisors	39-9041	60	\$15.14	\$18.94	\$19.68	\$20.85
<b>Sales and Related Occupations</b>	<b>41-0000</b>	<b>10,530</b>	<b>\$12.33</b>	<b>\$24.96</b>	<b>\$18.28</b>	<b>\$31.28</b>
First-Line Supervisors of Retail Sales Workers	41-1011	970	\$16.32	\$24.91	\$23.22	\$29.21
First-Line Supervisors of Non-Retail Sales Workers	41-1012	370	\$31.17	\$49.42	\$45.90	\$58.53

\* Some occupations, such as teachers, have a nonstandard workweek and are not paid by the hour. For these occupations, annual salaries are displayed instead of hourly wage. May 2021 occupational wages were updated to June 2022 using Employment Cost Index (ECI) factors.

Occupational Employment & Wages	SOC Code	May 2021 Estimated Employment	JUNE 2022			
			Entry Level Wage *	Mean (Average) Wage *	Median Wage *	Experienced Wage *
Cashiers	41-2011	2,300	\$11.19	\$13.28	\$12.43	\$14.33
Counter and Rental Clerks	41-2021	410	\$12.29	\$19.65	\$18.94	\$23.34
Parts Salespersons	41-2022	260	\$13.71	\$19.11	\$18.69	\$21.81
Retail Salespersons	41-2031	2,640	\$11.35	\$16.68	\$14.91	\$19.33
Advertising Sales Agents	41-3011	90	\$14.59	\$27.71	\$25.39	\$34.26
Insurance Sales Agents	41-3021	220	\$23.51	\$46.73	\$39.59	\$58.34
Securities, Commodities, and Financial Services Sales Agents	41-3031	190	\$25.47	\$61.56	\$52.68	\$79.61
Sales Representatives of Services, Except Advertising, Insurance, Financial Services, and Travel	41-3091	1,130	\$18.73	\$35.87	\$29.60	\$44.44
Sales Representatives, Wholesale and Manufacturing, Technical and Scientific Products	41-4011	360	\$20.79	\$45.76	\$33.36	\$58.26
Sales Representatives, Wholesale and Manufacturing, Except Technical and Scientific Products	41-4012	1,090	\$19.74	\$36.94	\$31.84	\$45.55
Real Estate Sales Agents	41-9022	70	\$15.10	\$23.78	\$23.36	\$28.11
Sales Engineers	41-9031	40	\$42.90	\$59.42	\$51.15	\$67.69
Telemarketers	41-9041	30	\$14.07	\$16.69	\$15.13	\$17.99
Sales and Related Workers, All Other	41-9099	NP	\$14.54	\$17.41	\$15.13	\$18.86
<b>Office and Administrative Support Occupations</b>	<b>43-0000</b>	<b>15,970</b>	<b>\$15.75</b>	<b>\$22.92</b>	<b>\$21.29</b>	<b>\$26.52</b>
First-Line Supervisors of Office and Administrative Support Workers	43-1011	1,310	\$22.90	\$33.93	\$31.12	\$39.44
Switchboard Operators, Including Answering Service	43-2011	50	\$13.40	\$17.45	\$18.58	\$19.48
Bill and Account Collectors	43-3011	180	\$17.17	\$21.88	\$23.50	\$24.23
Billing and Posting Clerks	43-3021	440	\$17.41	\$21.83	\$19.52	\$24.04
Bookkeeping, Accounting, and Auditing Clerks	43-3031	1,170	\$16.74	\$23.19	\$23.85	\$26.42
Payroll and Timekeeping Clerks	43-3051	70	\$17.88	\$25.85	\$24.61	\$29.84
Procurement Clerks	43-3061	40	\$19.01	\$23.04	\$23.88	\$25.04
Tellers	43-3071	220	\$14.96	\$17.51	\$17.66	\$18.79
Court, Municipal, and License Clerks	43-4031	60	\$16.68	\$23.15	\$23.74	\$26.39
Customer Service Representatives	43-4051	2,430	\$15.00	\$21.64	\$19.26	\$24.96
Eligibility Interviewers, Government Programs	43-4061	70	\$18.50	\$25.13	\$24.32	\$28.45
File Clerks	43-4071	40	\$15.01	\$19.47	\$18.86	\$21.70
Hotel, Motel, and Resort Desk Clerks	43-4081	70	\$13.61	\$15.54	\$14.96	\$16.51
Interviewers, Except Eligibility and Loan	43-4111	290	\$17.09	\$20.82	\$18.86	\$22.70
Library Assistants, Clerical	43-4121	70	\$12.41	\$15.77	\$15.10	\$17.45
Loan Interviewers and Clerks	43-4131	250	\$19.13	\$25.09	\$24.70	\$28.06
New Accounts Clerks	43-4141	60	\$19.30	\$22.97	\$23.88	\$24.81
Order Clerks	43-4151	80	\$17.37	\$22.78	\$23.50	\$25.50
Human Resources Assistants, Except Payroll and Timekeeping	43-4161	80	\$18.34	\$22.63	\$21.33	\$24.79
Receptionists and Information Clerks	43-4171	690	\$12.15	\$16.69	\$15.53	\$18.96
Reservation and Transportation Ticket Agents and Travel Clerks	43-4181	30	\$14.62	\$22.08	\$19.46	\$25.82
Information and Record Clerks, All Other	43-4199	NP	\$20.80	\$25.13	\$24.73	\$27.29
Cargo and Freight Agents	43-5011	40	\$18.88	\$26.26	\$24.70	\$29.95

\* Some occupations, such as teachers, have a nonstandard workweek and are not paid by the hour. For these occupations, annual salaries are displayed instead of hourly wage. May 2021 occupational wages were updated to June 2022 using Employment Cost Index (ECI) factors.

MANCHESTER AREA Occupational Employment & Wages	SOC Code	May 2021 Estimated Employment	JUNE 2022			
			Entry Level Wage *	Mean (Average) Wage *	Median Wage *	Experienced Wage *
Couriers and Messengers	43-5021	30	\$12.91	\$16.08	\$15.22	\$17.66
Public Safety Telecommunicators	43-5031	70	\$21.04	\$25.18	\$24.59	\$27.27
Dispatchers, Except Police, Fire, and Ambulance	43-5032	110	\$16.55	\$23.32	\$20.98	\$26.71
Postal Service Clerks	43-5051	60	\$21.29	\$27.17	\$26.59	\$30.10
Postal Service Mail Carriers	43-5052	260	\$20.85	\$27.77	\$26.26	\$31.23
Postal Service Mail Sorters, Processors, and Processing Machine Operators	43-5053	320	\$18.92	\$25.91	\$24.04	\$29.40
Production, Planning, and Expediting Clerks	43-5061	160	\$20.59	\$29.71	\$30.56	\$34.28
Shipping, Receiving, and Inventory Clerks	43-5071	640	\$14.30	\$20.02	\$19.20	\$22.89
Executive Secretaries and Executive Administrative Assistants	43-6011	210	\$26.48	\$33.79	\$31.68	\$37.44
Legal Secretaries and Administrative Assistants	43-6012	170	\$17.94	\$26.55	\$25.29	\$30.85
Medical Secretaries and Administrative Assistants	43-6013	800	\$17.23	\$20.24	\$19.26	\$21.76
Secretaries and Administrative Assistants, Except Legal, Medical, and Executive	43-6014	1,380	\$14.85	\$20.62	\$19.28	\$23.52
Data Entry Keyers	43-9021	130	\$13.91	\$18.54	\$18.60	\$20.86
Insurance Claims and Policy Processing Clerks	43-9041	390	\$18.90	\$26.87	\$24.26	\$30.85
Mail Clerks and Mail Machine Operators, Except Postal Service	43-9051	120	\$11.95	\$16.28	\$15.46	\$18.43
Office Clerks, General	43-9061	3,110	\$15.56	\$21.90	\$20.72	\$25.08
Office Machine Operators, Except Computer	43-9071	90	\$13.16	\$15.18	\$15.23	\$16.18
Office and Administrative Support Workers, All Other	43-9199	40	#	#	#	#
<b>Farming, Fishing, and Forestry Occupations</b>	<b>45-0000</b>	<b>100</b>	<b>\$11.99</b>	<b>\$17.49</b>	<b>\$16.09</b>	<b>\$20.23</b>
Logging Equipment Operators	45-4022	30	\$16.13	\$20.25	\$18.67	\$22.31
<b>Construction and Extraction Occupations</b>	<b>47-0000</b>	<b>3,550</b>	<b>\$18.47</b>	<b>\$27.23</b>	<b>\$24.48</b>	<b>\$31.61</b>
First-Line Supervisors of Construction Trades and Extraction Workers	47-1011	430	\$26.76	\$36.87	\$32.17	\$41.91
Carpenters	47-2031	360	\$19.98	\$25.14	\$24.19	\$27.73
Cement Masons and Concrete Finishers	47-2051	30	\$20.99	\$24.02	\$23.56	\$25.52
Construction Laborers	47-2061	370	\$16.27	\$20.43	\$19.12	\$22.51
Operating Engineers and Other Construction Equipment Operators	47-2073	200	\$20.52	\$26.27	\$24.27	\$29.14
Drywall and Ceiling Tile Installers	47-2081	90	\$17.13	\$23.49	\$23.52	\$26.67
Electricians	47-2111	550	\$19.46	\$29.80	\$29.90	\$34.97
Painters, Construction and Maintenance	47-2141	140	\$15.51	\$23.19	\$23.52	\$27.03
Plumbers, Pipefitters, and Steamfitters	47-2152	520	\$20.90	\$29.54	\$30.71	\$33.85
Roofers	47-2181	30	\$18.79	\$24.16	\$24.02	\$26.85
Sheet Metal Workers	47-2211	180	\$17.75	\$25.11	\$26.34	\$28.79
Helpers--Pipelayers, Plumbers, Pipefitters, and Steamfitters	47-3015	30	\$14.43	\$17.72	\$18.65	\$19.36
Construction and Building Inspectors	47-4011	50	\$22.33	\$33.14	\$30.90	\$38.55
Fence Erectors	47-4031	30	\$17.57	\$19.25	\$18.34	\$20.10
Highway Maintenance Workers	47-4051	160	\$16.13	\$22.21	\$22.10	\$25.25
Septic Tank Servicers and Sewer Pipe Cleaners	47-4071	40	\$20.07	\$24.08	\$23.34	\$26.08
Earth Drillers, Except Oil and Gas	47-5023	50	\$22.86	\$29.35	\$24.78	\$32.59

\* Some occupations, such as teachers, have a nonstandard workweek and are not paid by the hour. For these occupations, annual salaries are displayed instead of hourly wage. May 2021 occupational wages were updated to June 2022 using Employment Cost Index (ECI) factors.

MANCHESTER AREA Occupational Employment & Wages	SOC Code	May 2021 Estimated Employment	JUNE 2022			
			Entry Level Wage *	Mean (Average) Wage *	Median Wage *	Experienced Wage *
<b>Installation, Maintenance, and Repair Occupations</b>	<b>49-0000</b>	<b>4,230</b>	<b>\$18.78</b>	<b>\$29.39</b>	<b>\$25.71</b>	<b>\$34.71</b>
First-Line Supervisors of Mechanics, Installers, and Repairers	49-1011	430	\$27.73	\$42.21	\$39.21	\$49.46
Computer, Automated Teller, and Office Machine Repairers	49-2011	110	\$18.76	\$25.59	\$23.89	\$29.00
Telecommunications Equipment Installers and Repairers, Except Line Installers	49-2022	340	\$30.99	\$39.21	\$38.23	\$43.32
Electrical and Electronics Repairers, Commercial and Industrial Equipment	49-2094	70	\$20.45	\$28.71	\$27.00	\$32.84
Security and Fire Alarm Systems Installers	49-2098	80	\$26.75	\$32.92	\$31.07	\$36.01
Aircraft Mechanics and Service Technicians	49-3011	80	\$27.42	\$42.07	\$38.54	\$49.40
Automotive Body and Related Repairers	49-3021	100	\$17.26	\$23.57	\$23.64	\$26.73
Automotive Service Technicians and Mechanics	49-3023	600	\$16.95	\$25.56	\$24.22	\$29.86
Bus and Truck Mechanics and Diesel Engine Specialists	49-3031	170	\$20.18	\$26.56	\$24.36	\$29.75
Farm Equipment Mechanics and Service Technicians	49-3041	50	\$21.24	\$24.28	\$23.64	\$25.80
Mobile Heavy Equipment Mechanics, Except Engines	49-3042	70	\$22.25	\$28.54	\$30.34	\$31.69
Motorcycle Mechanics	49-3052	30	\$20.25	\$26.35	\$25.25	\$29.41
Outdoor Power Equipment and Other Small Engine Mechanics	49-3053	40	\$17.02	\$22.21	\$20.54	\$24.81
Tire Repairers and Changers	49-3093	40	\$13.59	\$14.82	\$13.98	\$15.43
Control and Valve Installers and Repairers, Except Mechanical Door	49-9012	60	\$23.95	\$32.56	\$31.40	\$36.87
Heating, Air Conditioning, and Refrigeration Mechanics and Installers	49-9021	440	\$20.70	\$30.41	\$30.39	\$35.26
Home Appliance Repairers	49-9031	30	\$15.27	\$22.68	\$24.40	\$26.38
Industrial Machinery Mechanics	49-9041	320	\$19.06	\$25.99	\$24.65	\$29.46
Electrical Power-Line Installers and Repairers	49-9051	100	\$27.69	\$40.92	\$41.16	\$47.54
Telecommunications Line Installers and Repairers	49-9052	50	\$18.98	\$26.81	\$23.81	\$30.72
Medical Equipment Repairers	49-9062	40	\$18.49	\$28.15	\$30.43	\$33.00
Maintenance and Repair Workers, General	49-9071	650	\$16.63	\$24.04	\$23.60	\$27.75
Helpers--Installation, Maintenance, and Repair Workers	49-9098	100	\$13.03	\$16.29	\$15.08	\$17.93
Installation, Maintenance, and Repair Workers, All Other	49-9099	40	\$19.22	\$25.38	\$24.35	\$28.48
<b>Production Occupations</b>	<b>51-0000</b>	<b>5,400</b>	<b>\$14.92</b>	<b>\$22.35</b>	<b>\$19.58</b>	<b>\$26.07</b>
First-Line Supervisors of Production and Operating Workers	51-1011	380	\$24.15	\$37.25	\$32.28	\$43.80
Coil Winders, Tapers, and Finishers	51-2021	60	\$15.32	\$19.61	\$19.21	\$21.74
Electrical, electronic, and electromechanical assemblers, except coil winders, tapers, and finishers	51-2028	330	\$15.69	\$19.98	\$18.67	\$22.11
Miscellaneous Assemblers and Fabricators	51-2090	610	\$13.03	\$17.49	\$15.80	\$19.73
Bakers	51-3011	140	\$14.45	\$17.17	\$18.30	\$18.53
Butchers and Meat Cutters	51-3021	60	\$18.10	\$21.93	\$23.55	\$23.85
Extruding and Drawing Machine Setters, Operators, and Tenders, Metal and Plastic	51-4021	170	\$17.59	\$23.36	\$22.83	\$26.24
Cutting, Punching, and Press Machine Setters, Operators, and Tenders, Metal and Plastic	51-4031	120	\$14.56	\$19.23	\$19.18	\$21.56
Grinding, Lapping, Polishing, and Buffing Machine Tool Setters, Operators, and Tenders, Metal and Plastic	51-4033	30	\$14.92	\$18.02	\$16.34	\$19.57
Machinists	51-4041	260	\$20.80	\$25.46	\$25.11	\$27.78

\* Some occupations, such as teachers, have a nonstandard workweek and are not paid by the hour. For these occupations, annual salaries are displayed instead of hourly wage. May 2021 occupational wages were updated to June 2022 using Employment Cost Index (ECI) factors.



MANCHESTER AREA Occupational Employment & Wages	SOC Code	May 2021 Estimated Employment	JUNE 2022			
			Entry Level Wage *	Mean (Average) Wage *	Median Wage *	Experienced Wage *
Molding, Coremaking, and Casting Machine Setters, Operators, and Tenders, Metal and Plastic	51-4072	110	\$14.61	\$18.85	\$19.01	\$20.97
Multiple Machine Tool Setters, Operators, and Tenders, Metal and Plastic	51-4081	370	\$14.68	\$17.95	\$18.56	\$19.59
Tool and Die Makers	51-4111	50	\$24.87	\$33.60	\$32.03	\$37.96
Welders, Cutters, Solderers, and Brazers	51-4121	160	\$19.90	\$24.61	\$25.11	\$26.97
Welding, Soldering, and Brazing Machine Setters, Operators, and Tenders	51-4122	40	\$18.60	\$21.98	\$19.39	\$23.68
Heat Treating Equipment Setters, Operators, and Tenders, Metal and Plastic	51-4191	40	\$16.54	\$19.97	\$19.01	\$21.68
Metal Workers and Plastic Workers, All Other	51-4199	30	\$13.95	\$19.10	\$15.18	\$21.68
Printing Press Operators	51-5112	90	\$14.79	\$22.04	\$20.77	\$25.66
Laundry and Dry-Cleaning Workers	51-6011	100	\$11.70	\$14.49	\$14.56	\$15.89
Pressers, Textile, Garment, and Related Materials	51-6021	NP	\$11.54	\$12.87	\$11.67	\$13.53
Sewing Machine Operators	51-6031	50	\$11.34	\$14.87	\$14.84	\$16.63
Textile Cutting Machine Setters, Operators, and Tenders	51-6062	60	\$15.46	\$18.98	\$18.91	\$20.73
Textile, Apparel, and Furnishings Workers, All Other	51-6099	NP	\$15.75	\$19.27	\$18.74	\$21.04
Water and Wastewater Treatment Plant and System Operators	51-8031	40	\$21.90	\$29.19	\$24.66	\$32.84
Chemical Equipment Operators and Tenders	51-9011	NP	\$23.94	\$25.32	\$24.60	\$26.02
Separating, Filtering, Clarifying, Precipitating, and Still Machine Setters, Operators, and Tenders	51-9012	30	\$18.94	\$20.46	\$19.89	\$21.22
Inspectors, Testers, Sorters, Samplers, and Weighers	51-9061	470	\$17.41	\$23.11	\$22.94	\$25.96
Dental Laboratory Technicians	51-9081	50	\$18.15	\$25.10	\$24.07	\$28.57
Packaging and Filling Machine Operators and Tenders	51-9111	90	\$14.10	\$18.31	\$16.61	\$20.41
Coating, Painting, and Spraying Machine Setters, Operators, and Tenders	51-9124	90	\$15.83	\$21.66	\$19.54	\$24.57
Computer Numerically Controlled Tool Operators	51-9161	380	\$22.31	\$28.83	\$32.03	\$32.11
Computer Numerically Controlled Tool Programmers	51-9162	40	\$28.31	\$35.76	\$39.00	\$39.48
Helpers--Production Workers	51-9198	170	\$13.72	\$17.14	\$16.71	\$18.85
Production Workers, All Other	51-9199	190	\$14.71	\$17.16	\$15.65	\$18.39
<b>Transportation and Material Moving Occupations</b>	<b>53-0000</b>	<b>8,120</b>	<b>\$13.02</b>	<b>\$19.56</b>	<b>\$18.11</b>	<b>\$22.83</b>
Aircraft Cargo Handling Supervisors	53-1041	NP	\$20.37	\$27.57	\$25.35	\$31.17
First-Line Supervisors of Transportation and Material-Moving Workers, Except Aircraft Cargo Handling Supervisors	53-1047	420	\$20.20	\$28.72	\$25.68	\$32.99
Commercial Pilots	53-2012	40	\$67,042	\$101,390	\$85,440	\$118,564
Ambulance Drivers and Attendants, Except Emergency Medical Technicians	53-3011	50	\$16.81	\$20.48	\$18.32	\$22.30
Driver/Sales Workers	53-3031	310	\$9.34	\$16.41	\$17.00	\$19.95
Heavy and Tractor-Trailer Truck Drivers	53-3032	1,150	\$20.94	\$26.66	\$25.14	\$29.53
Light Truck Drivers	53-3033	1,150	\$13.12	\$20.59	\$19.70	\$24.34
Bus Drivers, School	53-3051	180	\$16.96	\$19.98	\$19.80	\$21.49
Shuttle Drivers and Chauffeurs	53-3053	170	\$13.17	\$16.89	\$15.46	\$18.73
Motor Vehicle Operators, All Other	53-3099	100	\$10.50	\$14.50	\$15.07	\$16.49
Automotive and Watercraft Service Attendants	53-6031	50	\$12.65	\$14.75	\$15.07	\$15.80

\* Some occupations, such as teachers, have a nonstandard workweek and are not paid by the hour. For these occupations, annual salaries are displayed instead of hourly wage. May 2021 occupational wages were updated to June 2022 using Employment Cost Index (ECI) factors.



<b>MANCHESTER AREA</b>			<b>JUNE 2022</b>			
			<b>Occupational Employment &amp; Wages</b>	<b>SOC Code</b>	<b>May 2021 Estimated Employment</b>	<b>Entry Level Wage *</b>
Industrial Truck and Tractor Operators	53-7051	120	\$15.04	\$17.55	\$15.62	\$18.79
Cleaners of Vehicles and Equipment	53-7061	180	\$13.25	\$17.12	\$15.50	\$19.05
Laborers and Freight, Stock, and Material Movers, Hand	53-7062	1,070	\$13.53	\$18.09	\$15.67	\$20.36
Machine Feeders and Offbearers	53-7063	60	\$12.50	\$15.90	\$15.46	\$17.60
Packers and Packagers, Hand	53-7064	600	\$11.62	\$13.71	\$12.71	\$14.75
Stockers and Order Fillers	53-7065	2,300	\$12.68	\$16.48	\$15.46	\$18.38
Refuse and Recyclable Material Collectors	53-7081	60	\$13.88	\$18.42	\$19.18	\$20.69

\* Some occupations, such as teachers, have a nonstandard workweek and are not paid by the hour. For these occupations, annual salaries are displayed instead of hourly wage. May 2021 occupational wages were updated to June 2022 using Employment Cost Index (ECI) factors.

NASHUA - DERRY AREA Occupational Employment & Wages	SOC Code	May 2021 Estimated Employment	JUNE 2022			
			Entry Level Wage *	Mean (Average) Wage *	Median Wage *	Experienced Wage *
<b>Total all occupations</b>	<b>00-0000</b>	<b>122,710</b>	<b>\$15.25</b>	<b>\$32.62</b>	<b>\$24.54</b>	<b>\$41.29</b>
<b>Management Occupations</b>	<b>11-0000</b>	<b>8,590</b>	<b>\$37.55</b>	<b>\$69.40</b>	<b>\$64.13</b>	<b>\$85.34</b>
Chief Executives	11-1011	70	\$48.05	\$95.00	\$76.95	\$118.47
General and Operations Managers	11-1021	2,710	\$31.72	\$69.23	\$58.10	\$87.97
Marketing Managers	11-2021	200	\$51.85	\$80.61	\$76.68	\$94.98
Sales Managers	11-2022	370	\$47.40	\$79.14	\$77.68	\$95.01
Public Relations Managers	11-2032	30	\$50.30	\$73.89	\$63.85	\$85.68
Administrative Services Managers	11-3012	130	\$41.37	\$62.16	\$63.62	\$72.56
Facilities Managers	11-3013	80	\$37.05	\$57.28	\$49.64	\$67.40
Computer and Information Systems Managers	11-3021	880	\$57.90	\$77.65	\$76.28	\$87.54
Financial Managers	11-3031	880	\$49.32	\$72.24	\$65.14	\$83.71
Industrial Production Managers	11-3051	430	\$52.35	\$78.17	\$81.14	\$91.08
Purchasing Managers	11-3061	180	\$55.35	\$74.15	\$66.46	\$83.54
Transportation, Storage, and Distribution Managers	11-3071	150	\$41.33	\$60.95	\$57.26	\$70.76
Human Resources Managers	11-3121	140	\$49.31	\$75.18	\$66.46	\$88.13
Training and Development Managers	11-3131	60	\$54.36	\$67.11	\$64.10	\$73.49
Construction Managers	11-9021	160	\$37.97	\$55.89	\$49.62	\$64.84
Education and Childcare Administrators, Preschool and Daycare	11-9031	110	\$18.32	\$29.26	\$23.73	\$34.72
Education Administrators, Kindergarten through Secondary	11-9032	270	\$80,225	\$100,815	\$103,252	\$111,109
Architectural and Engineering Managers	11-9041	690	\$63.84	\$86.02	\$82.13	\$97.11
Food Service Managers	11-9051	160	\$25.27	\$37.09	\$35.81	\$43.01
Medical and Health Services Managers	11-9111	240	\$40.27	\$64.89	\$55.43	\$77.19
Property, Real Estate, and Community Association Managers	11-9141	150	\$18.45	\$33.42	\$29.62	\$40.92
Social and Community Service Managers	11-9151	120	\$25.36	\$37.82	\$36.94	\$44.05
Managers, All Other	11-9199	180	\$43.19	\$68.13	\$64.01	\$80.60
<b>Business and Financial Operations Occupations</b>	<b>13-0000</b>	<b>7,050</b>	<b>\$26.89</b>	<b>\$44.26</b>	<b>\$40.12</b>	<b>\$52.95</b>
Buyers and Purchasing Agents	13-1020	620	\$26.43	\$38.90	\$38.66	\$45.14
Claims Adjusters, Examiners, and Investigators	13-1031	60	\$31.02	\$41.67	\$39.14	\$46.99
Compliance Officers	13-1041	120	\$27.64	\$42.30	\$38.88	\$49.63
Cost Estimators	13-1051	210	\$23.75	\$36.26	\$35.19	\$42.51
Human Resources Specialists	13-1071	430	\$25.83	\$39.27	\$37.63	\$45.99
Logisticians	13-1081	320	\$29.57	\$42.43	\$40.12	\$48.86
Project Management Specialists	13-1082	820	\$33.95	\$49.90	\$47.39	\$57.86
Management Analysts	13-1111	660	\$38.51	\$58.38	\$57.12	\$68.31
Meeting, Convention, and Event Planners	13-1121	70	\$19.05	\$28.15	\$24.94	\$32.70
Fundraisers	13-1131	50	\$22.05	\$32.22	\$31.23	\$37.30
Compensation, Benefits, and Job Analysis Specialists	13-1141	70	\$27.27	\$39.61	\$38.89	\$45.79
Training and Development Specialists	13-1151	340	\$22.73	\$40.78	\$39.14	\$49.80
Market Research Analysts and Marketing Specialists	13-1161	560	\$21.56	\$38.86	\$34.71	\$47.50
Business Operations Specialists, All Other	13-1199	240	\$25.18	\$44.62	\$40.44	\$54.35

\* Some occupations, such as teachers, have a nonstandard workweek and are not paid by the hour. For these occupations, annual salaries are displayed instead of hourly wage. May 2021 occupational wages were updated to June 2022 using Employment Cost Index (ECI) factors.

NASHUA - DERRY AREA Occupational Employment & Wages	SOC Code	May 2021 Estimated Employment	JUNE 2022			
			Entry Level Wage *	Mean (Average) Wage *	Median Wage *	Experienced Wage *
Accountants and Auditors	13-2011	1,270	\$29.56	\$43.35	\$40.12	\$50.25
Financial and Investment Analysts	13-2051	290	\$30.02	\$45.41	\$39.74	\$53.11
Personal Financial Advisors	13-2052	380	\$28.18	\$49.01	\$39.68	\$59.42
Insurance Underwriters	13-2053	80	\$28.39	\$42.49	\$39.14	\$49.54
Financial Risk Specialists	13-2054	40	\$32.80	\$45.40	\$41.28	\$51.72
Loan Officers	13-2072	170	\$25.96	\$56.54	\$40.85	\$71.84
Tax Examiners and Collectors, and Revenue Agents	13-2081	30	\$19.24	\$36.90	\$30.91	\$45.73
Financial Specialists, All Other	13-2099	50	\$25.52	\$39.39	\$41.10	\$46.32
<b>Computer and Mathematical Occupations</b>	<b>15-0000</b>	<b>5,630</b>	<b>\$32.22</b>	<b>\$54.66</b>	<b>\$51.43</b>	<b>\$65.89</b>
Computer Systems Analysts	15-1211	610	\$36.49	\$54.17	\$51.00	\$63.00
Information Security Analysts	15-1212	160	\$39.49	\$56.86	\$59.42	\$65.56
Computer Network Support Specialists	15-1231	350	\$26.67	\$41.81	\$39.51	\$49.39
Computer User Support Specialists	15-1232	540	\$19.74	\$32.59	\$30.80	\$39.03
Computer Network Architects	15-1241	90	\$34.26	\$56.60	\$51.98	\$67.77
Database Administrators	15-1242	50	\$47.81	\$64.82	\$65.19	\$73.33
Network and Computer Systems Administrators	15-1244	470	\$34.41	\$51.74	\$49.83	\$60.40
Computer Programmers	15-1251	120	\$23.16	\$38.99	\$39.95	\$46.90
Software Developers	15-1252	2,500	\$44.03	\$64.90	\$65.34	\$75.33
Software Quality Assurance Analysts and Testers	15-1253	300	\$26.33	\$47.78	\$51.00	\$58.49
Web Developers	15-1254	50	\$21.99	\$34.32	\$30.08	\$40.49
Web and Digital Interface Designers	15-1255	50	\$29.01	\$46.17	\$43.79	\$54.77
Computer Occupations, All Other	15-1299	180	\$18.48	\$44.39	\$40.48	\$57.33
Operations Research Analysts	15-2031	50	\$24.70	\$39.05	\$39.95	\$46.22
Data Scientists	15-2051	70	\$34.99	\$49.12	\$40.48	\$56.18
<b>Architecture and Engineering Occupations</b>	<b>17-0000</b>	<b>4,500</b>	<b>\$31.75</b>	<b>\$49.81</b>	<b>\$48.06</b>	<b>\$58.84</b>
Surveyors	17-1022	40	\$23.94	\$35.77	\$35.02	\$41.69
Civil Engineers	17-2051	190	\$32.12	\$49.68	\$45.14	\$58.45
Computer Hardware Engineers	17-2061	120	\$51.71	\$73.31	\$76.56	\$84.12
Electrical Engineers	17-2071	1,220	\$39.24	\$58.78	\$51.70	\$68.55
Electronics Engineers, Except Computer	17-2072	110	\$39.38	\$58.72	\$51.70	\$68.39
Environmental Engineers	17-2081	40	\$37.11	\$53.69	\$46.16	\$61.99
Industrial Engineers	17-2112	710	\$38.04	\$51.98	\$51.35	\$58.95
Mechanical Engineers	17-2141	760	\$37.49	\$52.37	\$50.13	\$59.81
Engineers, All Other	17-2199	170	\$33.38	\$53.58	\$51.70	\$63.68
Architectural and Civil Drafters	17-3011	90	\$24.01	\$35.16	\$35.58	\$40.74
Electrical and Electronics Drafters	17-3012	40	\$27.89	\$39.32	\$38.86	\$45.03
Mechanical Drafters	17-3013	60	\$24.69	\$33.28	\$31.41	\$37.57
Electrical and Electronic Engineering Technologists and Technicians	17-3023	300	\$25.13	\$33.02	\$31.41	\$36.95
Electro-Mechanical and Mechatronics Technologists and Technicians	17-3024	40	\$29.20	\$36.05	\$35.77	\$39.48

\* Some occupations, such as teachers, have a nonstandard workweek and are not paid by the hour. For these occupations, annual salaries are displayed instead of hourly wage. May 2021 occupational wages were updated to June 2022 using Employment Cost Index (ECI) factors.

NASHUA - DERRY AREA Occupational Employment & Wages	SOC Code	May 2021 Estimated Employment	JUNE 2022			
			Entry Level Wage *	Mean (Average) Wage *	Median Wage *	Experienced Wage *
Industrial Engineering Technologists and Technicians	17-3026	190	\$25.43	\$30.93	\$31.41	\$33.68
Mechanical Engineering Technologists and Technicians	17-3027	210	\$23.37	\$29.48	\$30.49	\$32.54
Engineering Technologists and Technicians, Except Drafters, All Other	17-3029	70	\$26.96	\$35.06	\$36.22	\$39.12
Surveying and Mapping Technicians	17-3031	50	\$22.37	\$29.34	\$28.49	\$32.83
<b>Life, Physical, and Social Science Occupations</b>	<b>19-0000</b>	<b>620</b>	<b>\$26.64</b>	<b>\$51.18</b>	<b>\$45.60</b>	<b>\$63.44</b>
Physicists	19-2012	60	\$41.61	\$59.47	\$52.33	\$68.39
Chemists	19-2031	30	\$33.93	\$47.98	\$47.69	\$54.99
Materials Scientists	19-2032	NP	\$61.99	\$85.98	\$84.13	\$97.98
Environmental Scientists and Specialists, Including Health	19-2041	30	\$30.84	\$45.94	\$44.62	\$53.50
School Psychologists	19-3034	40	\$25.98	\$36.37	\$38.89	\$41.57
Urban and Regional Planners	19-3051	30	\$28.63	\$38.74	\$37.74	\$43.80
Food Science Technicians	19-4013	40	\$20.38	\$29.18	\$25.64	\$33.58
Chemical Technicians	19-4031	30	\$18.68	\$22.99	\$19.83	\$25.15
Occupational Health and Safety Specialists	19-5011	90	\$31.61	\$50.01	\$49.83	\$59.20
<b>Community and Social Service Occupations</b>	<b>21-0000</b>	<b>1,180</b>	<b>\$18.74</b>	<b>\$27.79</b>	<b>\$24.73</b>	<b>\$32.31</b>
Educational, Guidance, and Career Counselors and Advisors	21-1012	260	\$24.13	\$32.28	\$32.29	\$36.34
Substance abuse, behavioral disorder, and mental health counselors	21-1018	340	\$17.67	\$25.30	\$23.92	\$29.12
Child, Family, and School Social Workers	21-1021	70	\$23.61	\$34.34	\$30.38	\$39.70
Healthcare Social Workers	21-1022	50	\$29.07	\$37.68	\$38.35	\$41.98
Mental Health and Substance Abuse Social Workers	21-1023	70	\$25.80	\$33.09	\$31.02	\$36.73
Social and Human Service Assistants	21-1093	210	\$16.37	\$20.01	\$19.37	\$21.83
Community Health Workers	21-1094	30	\$18.06	\$23.13	\$19.59	\$25.66
Community and Social Service Specialists, All Other	21-1099	80	\$19.08	\$25.54	\$24.45	\$28.76
<b>Legal Occupations</b>	<b>23-0000</b>	<b>380</b>	<b>\$26.81</b>	<b>\$47.49</b>	<b>\$39.57</b>	<b>\$57.83</b>
Lawyers	23-1011	250	\$35.19	\$56.13	\$41.20	\$66.60
Paralegals and Legal Assistants	23-2011	120	\$22.91	\$29.74	\$29.49	\$33.16
<b>Educational Instruction and Library Occupations</b>	<b>25-0000</b>	<b>7,630</b>	<b>\$15.35</b>	<b>\$27.04</b>	<b>\$24.37</b>	<b>\$32.88</b>
Career/Technical Education Teachers, Postsecondary	25-1194	40	\$25.53	\$37.75	\$32.68	\$43.86
Preschool Teachers, Except Special Education	25-2011	720	\$14.64	\$18.01	\$18.16	\$19.69
Kindergarten Teachers, Except Special Education	25-2012	140	\$46,487	\$64,263	\$64,176	\$73,152
Elementary School Teachers, Except Special Education	25-2021	1,200	\$48,918	\$65,881	\$64,240	\$74,362
Middle School Teachers, Except Special and Career/Technical Education	25-2022	720	\$52,901	\$71,047	\$75,864	\$80,120
Secondary School Teachers, Except Special and Career/Technical Education	25-2031	1,030	\$51,866	\$71,077	\$74,641	\$80,683
Career/Technical Education Teachers, Secondary School	25-2032	50	\$54,357	\$69,108	\$65,135	\$76,483
Special Education Teachers, Kindergarten and Elementary School	25-2052	250	\$48,393	\$67,496	\$64,554	\$77,048

\* Some occupations, such as teachers, have a nonstandard workweek and are not paid by the hour. For these occupations, annual salaries are displayed instead of hourly wage. May 2021 occupational wages were updated to June 2022 using Employment Cost Index (ECI) factors.

<b>NASHUA - DERRY AREA</b>		Occupational Employment & Wages	SOC Code	May 2021 Estimated Employment	JUNE 2022		
					Entry Level Wage *	Mean (Average) Wage *	Median Wage *
Special Education Teachers, Middle School	25-2057	130	\$51,963	\$67,890	\$66,157	\$75,854	
Special Education Teachers, Secondary School	25-2058	170	\$53,590	\$69,778	\$65,135	\$77,873	
Special Education Teachers, All Other	25-2059	30	\$51,666	\$63,875	\$62,820	\$69,979	
Adult Basic Education, Adult Secondary Education, and English as a Second Language Instructors	25-3011	30	\$25.64	\$29.15	\$26.97	\$30.91	
Self-Enrichment Teachers	25-3021	340	\$17.24	\$27.95	\$28.23	\$33.31	
Substitute Teachers, Short-Term	25-3031	120	\$12.75	\$17.55	\$14.92	\$19.96	
Tutors	25-3041	100	\$16.12	\$23.41	\$23.30	\$27.05	
Teachers and Instructors, All Other	25-3099	60	\$44,188	\$56,301	\$50,711	\$62,356	
Librarians and Media Collections Specialists	25-4022	150	\$23.92	\$32.83	\$31.10	\$37.29	
Library Technicians	25-4031	100	\$16.50	\$20.91	\$19.59	\$23.12	
Instructional Coordinators	25-9031	90	\$29.53	\$39.28	\$39.70	\$44.14	
Teaching Assistants, Except Postsecondary	25-9045	1,940	\$23,912	\$34,568	\$33,115	\$39,897	
<b>Arts, Design, Entertainment, Sports, and Media Occupations</b>	<b>27-0000</b>	<b>980</b>	<b>\$17.51</b>	<b>\$31.62</b>	<b>\$28.06</b>	<b>\$38.68</b>	
Commercial and Industrial Designers	27-1021	30	\$24.05	\$39.14	\$32.01	\$46.69	
Graphic Designers	27-1024	120	\$21.87	\$30.15	\$27.15	\$34.29	
Interior Designers	27-1025	50	\$20.49	\$35.25	\$34.69	\$42.63	
Merchandise Displayers and Window Trimmers	27-1026	110	\$14.54	\$19.81	\$18.26	\$22.44	
Coaches and Scouts	27-2022	90	\$25,059	\$50,819	\$47,026	\$63,699	
Public Relations Specialists	27-3031	120	\$19.11	\$32.68	\$30.02	\$39.48	
Editors	27-3041	40	\$22.67	\$35.41	\$32.21	\$41.78	
Technical Writers	27-3042	50	\$30.57	\$45.82	\$44.92	\$53.45	
Writers and Authors	27-3043	40	\$22.96	\$42.65	\$31.92	\$52.50	
Interpreters and Translators	27-3091	50	\$24.06	\$33.65	\$31.18	\$38.45	
<b>Healthcare Practitioners and Technical Occupations</b>	<b>29-0000</b>	<b>6,050</b>	<b>\$24.18</b>	<b>\$53.10</b>	<b>\$38.96</b>	<b>\$67.57</b>	
Chiropractors	29-1011	40	\$31.47	\$53.72	\$39.05	\$64.85	
Dentists, General	29-1021	70	\$51.60	\$119.42	#	#	
Dietitians and Nutritionists	29-1031	50	\$16.85	\$29.33	\$29.96	\$35.56	
Optometrists	29-1041	40	\$51.32	\$64.44	\$63.05	\$70.99	
Pharmacists	29-1051	200	\$51.74	\$68.10	\$66.51	\$76.27	
Physician Assistants	29-1071	140	\$49.51	\$70.75	\$67.57	\$81.36	
Occupational Therapists	29-1122	170	\$33.54	\$43.94	\$40.34	\$49.14	
Physical Therapists	29-1123	220	\$34.46	\$45.47	\$48.28	\$50.98	
Radiation Therapists	29-1124	NP	\$36.93	\$55.48	\$61.05	\$64.75	
Respiratory Therapists	29-1126	60	\$29.36	\$35.43	\$37.74	\$38.46	
Speech-Language Pathologists	29-1127	170	\$26.98	\$41.16	\$39.60	\$48.26	
Veterinarians	29-1131	110	\$41.56	\$63.41	\$60.07	\$74.34	
Registered Nurses	29-1141	1,630	\$31.18	\$40.83	\$38.01	\$45.65	
Nurse Practitioners	29-1171	220	\$47.43	\$64.41	\$63.65	\$72.89	
Audiologists	29-1181	30	\$37.21	\$42.26	\$39.12	\$44.78	
Cardiologists	29-1212	30	\$97.64	\$183.64	#	#	

\* Some occupations, such as teachers, have a nonstandard workweek and are not paid by the hour. For these occupations, annual salaries are displayed instead of hourly wage. May 2021 occupational wages were updated to June 2022 using Employment Cost Index (ECI) factors.

NASHUA - DERRY AREA Occupational Employment & Wages	SOC Code	May 2021 Estimated Employment	JUNE 2022			
			Entry Level Wage *	Mean (Average) Wage *	Median Wage *	Experienced Wage *
Emergency Medicine Physicians	29-1214	80	#	#	#	#
Family Medicine Physicians	29-1215	110	\$263,170	#	#	#
General Internal Medicine Physicians	29-1216	30	#	#	#	#
Pediatricians, General	29-1221	30	\$221,976	#	#	#
Radiologists	29-1224	NP	#	#	#	#
Physicians, All Other	29-1229	80	\$115.45	\$171.21	#	#
Dental Hygienists	29-1292	370	\$36.43	\$43.75	\$47.46	\$47.40
Clinical Laboratory Technologists and Technicians	29-2010	100	\$28.03	\$38.45	\$37.74	\$43.66
Diagnostic Medical Sonographers	29-2032	50	\$34.78	\$44.58	\$47.99	\$49.48
Radiologic Technologists and Technicians	29-2034	210	\$25.40	\$34.98	\$31.02	\$39.76
Emergency Medical Technicians	29-2042	90	\$15.50	\$18.93	\$18.53	\$20.64
Paramedics	29-2043	50	\$23.24	\$27.00	\$26.29	\$28.88
Pharmacy Technicians	29-2052	370	\$16.03	\$19.93	\$18.52	\$21.88
Surgical Technologists	29-2055	40	\$24.95	\$31.55	\$29.74	\$34.86
Veterinary Technologists and Technicians	29-2056	170	\$19.82	\$23.24	\$22.99	\$24.95
Ophthalmic Medical Technicians	29-2057	70	\$18.82	\$23.87	\$22.96	\$26.41
Licensed Practical and Licensed Vocational Nurses	29-2061	340	\$24.52	\$31.05	\$30.20	\$34.32
Medical Records Specialists	29-2072	120	\$16.20	\$22.68	\$21.58	\$25.91
Opticians, Dispensing	29-2081	90	\$17.61	\$23.89	\$23.30	\$27.04
Health Technologists and Technicians, All Other	29-2099	70	\$18.25	\$24.92	\$23.62	\$28.25
Health Information Technologists and Medical Registrars	29-9021	50	\$19.17	\$31.60	\$29.74	\$37.80
<b>Healthcare Support Occupations</b>	<b>31-0000</b>	<b>3,630</b>	<b>\$15.44</b>	<b>\$20.42</b>	<b>\$19.53</b>	<b>\$22.90</b>
Home Health and Personal Care Aides	31-1120	1,370	\$14.45	\$17.59	\$17.63	\$19.15
Nursing Assistants	31-1131	940	\$16.44	\$20.03	\$19.77	\$21.82
Physical Therapist Assistants	31-2021	70	\$20.32	\$31.03	\$32.40	\$36.38
Massage Therapists	31-9011	60	\$13.42	\$23.96	\$20.08	\$29.22
Dental Assistants	31-9091	350	\$23.06	\$27.60	\$25.22	\$29.88
Medical Assistants	31-9092	440	\$18.26	\$21.74	\$19.93	\$23.49
Medical Equipment Preparers	31-9093	30	\$16.80	\$22.31	\$20.03	\$25.06
Medical Transcriptionists	31-9094	40	\$15.59	\$20.38	\$20.03	\$22.77
Veterinary Assistants and Laboratory Animal Caretakers	31-9096	100	\$14.62	\$17.92	\$18.23	\$19.57
Phlebotomists	31-9097	100	\$19.49	\$22.31	\$20.03	\$23.73
Healthcare Support Workers, All Other	31-9099	60	\$13.47	\$19.66	\$19.85	\$22.76
<b>Protective Service Occupations</b>	<b>33-0000</b>	<b>1,920</b>	<b>\$16.89</b>	<b>\$31.76</b>	<b>\$32.43</b>	<b>\$39.19</b>
First-Line Supervisors of Police and Detectives	33-1012	100	\$48.33	\$55.28	\$53.91	\$58.76
First-Line Supervisors of Firefighting and Prevention Workers	33-1021	80	\$33.38	\$44.84	\$42.80	\$50.57
First-Line Supervisors of Security Workers	33-1091	30	\$28.45	\$46.14	\$42.14	\$54.98
First-Line Supervisors of Protective Service Workers, All Other	33-1099	30	\$30.67	\$56.39	\$65.63	\$69.24
Firefighters	33-2011	420	\$21.94	\$31.34	\$33.54	\$36.03
Detectives and Criminal Investigators	33-3021	60	\$39.73	\$45.09	\$42.59	\$47.78

\* Some occupations, such as teachers, have a nonstandard workweek and are not paid by the hour. For these occupations, annual salaries are displayed instead of hourly wage. May 2021 occupational wages were updated to June 2022 using Employment Cost Index (ECI) factors.

NASHUA - DERRY AREA Occupational Employment & Wages	SOC Code	May 2021 Estimated Employment	JUNE 2022			
			Entry Level Wage *	Mean (Average) Wage *	Median Wage *	Experienced Wage *
Police and Sheriff's Patrol Officers	33-3051	380	\$31.17	\$38.21	\$40.63	\$41.73
Private Detectives and Investigators	33-9021	70	\$28.67	\$43.12	\$42.89	\$50.35
Security Guards	33-9032	420	\$15.58	\$22.62	\$19.27	\$26.15
Crossing Guards and Flaggers	33-9091	190	\$14.95	\$18.51	\$15.32	\$20.29
Lifeguards, Ski Patrol, and Other Recreational Protective Service Workers	33-9092	30	\$11.46	\$13.58	\$13.68	\$14.65
Protective Service Workers, All Other	33-9099	80	\$13.19	\$16.61	\$13.27	\$18.32
<b>Food Preparation and Serving Related Occupations</b>	<b>35-0000</b>	<b>9,400</b>	<b>\$11.77</b>	<b>\$17.32</b>	<b>\$15.43</b>	<b>\$20.09</b>
Chefs and Head Cooks	35-1011	110	\$23.33	\$34.49	\$32.62	\$40.08
First-Line Supervisors of Food Preparation and Serving Workers	35-1012	880	\$17.58	\$23.83	\$23.22	\$26.95
Cooks, Fast Food	35-2011	150	\$14.14	\$17.25	\$16.37	\$18.81
Cooks, Institution and Cafeteria	35-2012	230	\$17.31	\$22.98	\$20.70	\$25.81
Cooks, Restaurant	35-2014	960	\$16.59	\$20.69	\$20.09	\$22.74
Cooks, Short Order	35-2015	510	\$12.45	\$15.78	\$15.45	\$17.45
Food Preparation Workers	35-2021	410	\$13.31	\$17.69	\$16.48	\$19.88
Bartenders	35-3011	500	\$9.60	\$16.10	\$11.25	\$19.35
Fast Food and Counter Workers	35-3023	3,200	\$11.84	\$14.58	\$14.47	\$15.95
Waiters and Waitresses	35-3031	1,210	\$10.50	\$18.30	\$14.54	\$22.21
Food Servers, Nonrestaurant	35-3041	210	\$12.24	\$15.61	\$14.97	\$17.31
Dining Room and Cafeteria Attendants and Bartender Helpers	35-9011	220	\$10.24	\$13.14	\$11.47	\$14.58
Dishwashers	35-9021	410	\$11.36	\$14.68	\$14.73	\$16.34
Hosts and Hostesses, Restaurant, Lounge, and Coffee Shop	35-9031	350	\$11.95	\$14.94	\$14.80	\$16.43
Food Preparation and Serving Related Workers, All Other	35-9099	50	\$9.15	\$12.96	\$11.81	\$14.86
<b>Building and Grounds Cleaning and Maintenance Occupations</b>	<b>37-0000</b>	<b>3,440</b>	<b>\$14.73</b>	<b>\$20.59</b>	<b>\$19.62</b>	<b>\$23.52</b>
First-Line Supervisors of Housekeeping and Janitorial Workers	37-1011	140	\$19.26	\$28.20	\$25.79	\$32.67
First-Line Supervisors of Landscaping, Lawn Service, and Groundskeeping Workers	37-1012	110	\$23.64	\$34.12	\$32.53	\$39.35
Janitors and Cleaners, Except Maids and Housekeeping Cleaners	37-2011	1,570	\$13.95	\$18.75	\$18.26	\$21.14
Maids and Housekeeping Cleaners	37-2012	280	\$15.10	\$17.57	\$17.14	\$18.79
Building Cleaning Workers, All Other	37-2019	30	\$16.03	\$22.36	\$20.21	\$25.53
Landscaping and Groundskeeping Workers	37-3011	1,110	\$15.99	\$21.01	\$19.90	\$23.51
<b>Personal Care and Service Occupations</b>	<b>39-0000</b>	<b>2,670</b>	<b>\$11.70</b>	<b>\$18.47</b>	<b>\$15.83</b>	<b>\$21.85</b>
First-Line Supervisors of Entertainment and Recreation Workers, Except Gambling Services	39-1014	70	\$20.05	\$26.56	\$25.36	\$29.82
First-Line Supervisors of Personal Service Workers	39-1022	150	\$17.03	\$24.02	\$22.82	\$27.52
Animal Caretakers	39-2021	340	\$12.79	\$16.44	\$15.23	\$18.26
Amusement and Recreation Attendants	39-3091	230	\$9.85	\$13.24	\$12.03	\$14.93
Hairdressers, Hairstylists, and Cosmetologists	39-5012	540	\$13.15	\$18.53	\$15.49	\$21.23
Manicurists and Pedicurists	39-5092	140	\$14.58	\$19.10	\$18.50	\$21.34

\* Some occupations, such as teachers, have a nonstandard workweek and are not paid by the hour. For these occupations, annual salaries are displayed instead of hourly wage. May 2021 occupational wages were updated to June 2022 using Employment Cost Index (ECI) factors.



NASHUA - DERRY AREA Occupational Employment & Wages	SOC Code	May 2021 Estimated Employment	JUNE 2022			
			Entry Level Wage *	Mean (Average) Wage *	Median Wage *	Experienced Wage *
Skincare Specialists	39-5094	40	\$13.76	\$20.76	\$17.83	\$24.25
Tour and travel guides	39-7010	30	\$15.65	\$17.58	\$15.73	\$18.54
Childcare Workers	39-9011	330	\$10.67	\$13.60	\$13.89	\$15.06
Exercise Trainers and Group Fitness Instructors	39-9031	350	\$17.18	\$25.80	\$25.99	\$30.12
Recreation Workers	39-9032	200	\$10.04	\$15.72	\$14.57	\$18.56
<b>Sales and Related Occupations</b>	<b>41-0000</b>	<b>13,790</b>	<b>\$12.94</b>	<b>\$26.29</b>	<b>\$18.29</b>	<b>\$32.97</b>
First-Line Supervisors of Retail Sales Workers	41-1011	1,340	\$17.97	\$27.81	\$24.55	\$32.73
First-Line Supervisors of Non-Retail Sales Workers	41-1012	350	\$33.37	\$53.92	\$51.86	\$64.21
Cashiers	41-2011	3,390	\$11.52	\$13.98	\$12.55	\$15.21
Counter and Rental Clerks	41-2021	380	\$15.11	\$23.79	\$22.07	\$28.12
Parts Salespersons	41-2022	220	\$15.39	\$22.12	\$19.44	\$25.48
Retail Salespersons	41-2031	4,330	\$12.77	\$18.62	\$15.53	\$21.55
Advertising Sales Agents	41-3011	40	\$17.18	\$29.92	\$27.98	\$36.30
Insurance Sales Agents	41-3021	190	\$20.46	\$40.41	\$31.72	\$50.39
Securities, Commodities, and Financial Services Sales Agents	41-3031	400	\$24.56	\$39.34	\$32.78	\$46.73
Sales Representatives of Services, Except Advertising, Insurance, Financial Services, and Travel	41-3091	970	\$22.21	\$45.16	\$37.73	\$56.64
Sales Representatives, Wholesale and Manufacturing, Technical and Scientific Products	41-4011	680	\$21.15	\$47.79	\$38.73	\$61.11
Sales Representatives, Wholesale and Manufacturing, Except Technical and Scientific Products	41-4012	1,230	\$22.82	\$42.36	\$38.21	\$52.13
Real Estate Sales Agents	41-9022	60	\$19.33	\$28.08	\$25.20	\$32.45
Sales Engineers	41-9031	100	\$43.38	\$72.62	\$64.44	\$87.24
Sales and Related Workers, All Other	41-9099	60	\$15.26	\$21.79	\$15.60	\$25.07
<b>Office and Administrative Support Occupations</b>	<b>43-0000</b>	<b>16,560</b>	<b>\$16.45</b>	<b>\$24.70</b>	<b>\$23.73</b>	<b>\$28.82</b>
First-Line Supervisors of Office and Administrative Support Workers	43-1011	1,390	\$24.63	\$39.16	\$37.98	\$46.43
Switchboard Operators, Including Answering Service	43-2011	60	\$11.62	\$15.76	\$15.23	\$17.83
Bill and Account Collectors	43-3011	180	\$14.96	\$20.68	\$19.40	\$23.54
Billing and Posting Clerks	43-3021	280	\$17.88	\$24.09	\$23.97	\$27.19
Bookkeeping, Accounting, and Auditing Clerks	43-3031	1,670	\$17.11	\$23.43	\$23.97	\$26.59
Payroll and Timekeeping Clerks	43-3051	90	\$21.00	\$28.45	\$28.76	\$32.17
Procurement Clerks	43-3061	30	\$18.46	\$24.67	\$24.57	\$27.78
Tellers	43-3071	310	\$17.51	\$19.35	\$19.08	\$20.26
Brokerage Clerks	43-4011	NP	\$24.94	\$28.01	\$25.10	\$29.53
Court, Municipal, and License Clerks	43-4031	70	\$15.26	\$21.95	\$19.07	\$25.30
Customer Service Representatives	43-4051	2,510	\$16.34	\$24.08	\$23.67	\$27.94
Eligibility Interviewers, Government Programs	43-4061	30	\$13.44	\$21.36	\$24.34	\$25.32
File Clerks	43-4071	30	\$15.63	\$20.61	\$19.26	\$23.10
Interviewers, Except Eligibility and Loan	43-4111	150	\$18.12	\$23.43	\$22.05	\$26.08
Library Assistants, Clerical	43-4121	110	\$10.58	\$15.15	\$15.10	\$17.42

\* Some occupations, such as teachers, have a nonstandard workweek and are not paid by the hour. For these occupations, annual salaries are displayed instead of hourly wage. May 2021 occupational wages were updated to June 2022 using Employment Cost Index (ECI) factors.

NASHUA - DERRY AREA Occupational Employment & Wages	SOC Code	May 2021 Estimated Employment	JUNE 2022			
			Entry Level Wage *	Mean (Average) Wage *	Median Wage *	Experienced Wage *
Loan Interviewers and Clerks	43-4131	110	\$17.92	\$25.39	\$24.70	\$29.13
New Accounts Clerks	43-4141	50	\$22.28	\$24.54	\$24.03	\$25.67
Order Clerks	43-4151	70	\$17.30	\$23.72	\$24.12	\$26.93
Human Resources Assistants, Except Payroll and Timekeeping	43-4161	50	\$16.75	\$23.17	\$24.28	\$26.39
Receptionists and Information Clerks	43-4171	880	\$13.11	\$18.45	\$18.52	\$21.12
Information and Record Clerks, All Other	43-4199	30	\$14.80	\$24.41	\$22.86	\$29.21
Cargo and Freight Agents	43-5011	60	\$21.63	\$28.43	\$24.70	\$31.82
Couriers and Messengers	43-5021	NP	\$12.24	\$14.71	\$15.25	\$15.95
Public Safety Telecommunicators	43-5031	90	\$22.40	\$25.74	\$24.34	\$27.42
Dispatchers, Except Police, Fire, and Ambulance	43-5032	110	\$17.37	\$25.33	\$24.12	\$29.31
Postal Service Clerks	43-5051	80	\$20.69	\$26.12	\$25.17	\$28.83
Postal Service Mail Carriers	43-5052	320	\$20.50	\$27.93	\$26.66	\$31.66
Postal Service Mail Sorters, Processors, and Processing Machine Operators	43-5053	450	\$18.72	\$24.70	\$22.52	\$27.69
Production, Planning, and Expediting Clerks	43-5061	310	\$21.89	\$31.43	\$30.52	\$36.19
Shipping, Receiving, and Inventory Clerks	43-5071	1,060	\$16.82	\$22.37	\$22.23	\$25.14
Executive Secretaries and Executive Administrative Assistants	43-6011	250	\$28.94	\$36.91	\$39.24	\$40.90
Legal Secretaries and Administrative Assistants	43-6012	100	\$10.65	\$19.88	\$19.64	\$24.49
Medical Secretaries and Administrative Assistants	43-6013	620	\$18.19	\$21.98	\$20.36	\$23.88
Secretaries and Administrative Assistants, Except Legal, Medical, and Executive	43-6014	1,580	\$15.13	\$21.16	\$19.80	\$24.18
Data Entry Keyers	43-9021	130	\$14.76	\$19.55	\$18.80	\$21.95
Insurance Claims and Policy Processing Clerks	43-9041	120	\$18.52	\$28.49	\$26.22	\$33.47
Mail Clerks and Mail Machine Operators, Except Postal Service	43-9051	50	\$14.79	\$19.95	\$19.07	\$22.53
Office Clerks, General	43-9061	2,310	\$15.92	\$23.89	\$23.67	\$27.88
Office Machine Operators, Except Computer	43-9071	30	\$13.03	\$17.48	\$15.27	\$19.70
Office and Administrative Support Workers, All Other	43-9199	30	\$11.32	\$20.04	\$15.40	\$24.40
<b>Farming, Fishing, and Forestry Occupations</b>	<b>45-0000</b>	<b>90</b>	<b>\$13.10</b>	<b>\$17.48</b>	<b>\$15.32</b>	<b>\$19.67</b>
Farmworkers and Laborers, Crop, Nursery, and Greenhouse	45-2092	50	\$12.74	\$16.18	\$14.98	\$17.89
<b>Construction and Extraction Occupations</b>	<b>47-0000</b>	<b>3,770</b>	<b>\$19.64</b>	<b>\$28.81</b>	<b>\$28.12</b>	<b>\$33.38</b>
First-Line Supervisors of Construction Trades and Extraction Workers	47-1011	420	\$29.10	\$41.52	\$38.76	\$47.72
Carpenters	47-2031	590	\$21.81	\$28.63	\$29.00	\$32.04
Cement Masons and Concrete Finishers	47-2051	30	\$22.37	\$29.47	\$25.61	\$33.02
Construction Laborers	47-2061	550	\$17.65	\$22.38	\$23.34	\$24.75
Paving, Surfacing, and Tamping Equipment Operators	47-2071	50	\$24.05	\$26.93	\$24.51	\$28.37
Operating Engineers and Other Construction Equipment Operators	47-2073	230	\$21.10	\$28.53	\$29.71	\$32.26
Drywall and Ceiling Tile Installers	47-2081	170	\$9.28	\$18.00	\$17.15	\$22.36
Electricians	47-2111	410	\$23.48	\$32.93	\$30.68	\$37.67
Insulation Workers, Floor, Ceiling, and Wall	47-2131	60	\$18.33	\$22.13	\$23.76	\$24.03

\* Some occupations, such as teachers, have a nonstandard workweek and are not paid by the hour. For these occupations, annual salaries are displayed instead of hourly wage. May 2021 occupational wages were updated to June 2022 using Employment Cost Index (ECI) factors.

NASHUA - DERRY AREA Occupational Employment & Wages	SOC Code	May 2021 Estimated Employment	JUNE 2022			
			Entry Level Wage *	Mean (Average) Wage *	Median Wage *	Experienced Wage *
Painters, Construction and Maintenance	47-2141	90	\$17.96	\$24.86	\$23.88	\$28.30
Plumbers, Pipefitters, and Steamfitters	47-2152	290	\$22.62	\$32.17	\$31.01	\$36.94
Sheet Metal Workers	47-2211	220	\$19.18	\$27.31	\$27.70	\$31.37
Structural Iron and Steel Workers	47-2221	90	\$22.23	\$27.50	\$30.38	\$30.13
Helpers--Pipefitters, Plumbers, Pipefitters, and Steamfitters	47-3015	60	\$17.58	\$19.89	\$18.82	\$21.05
Construction and Building Inspectors	47-4011	80	\$22.67	\$29.72	\$29.95	\$33.26
Fence Erectors	47-4031	30	\$20.42	\$22.99	\$23.87	\$24.27
Highway Maintenance Workers	47-4051	90	\$21.25	\$23.86	\$23.63	\$25.17
Earth Drillers, Except Oil and Gas	47-5023	30	\$27.13	\$33.07	\$31.04	\$36.03
Helpers--Extraction Workers	47-5081	30	\$22.69	\$24.15	\$24.08	\$24.88
<b>Installation, Maintenance, and Repair Occupations</b>	<b>49-0000</b>	<b>4,580</b>	<b>\$19.62</b>	<b>\$30.47</b>	<b>\$30.10</b>	<b>\$35.89</b>
First-Line Supervisors of Mechanics, Installers, and Repairers	49-1011	380	\$30.32	\$43.80	\$39.33	\$50.53
Computer, Automated Teller, and Office Machine Repairers	49-2011	100	\$18.96	\$26.36	\$24.06	\$30.07
Telecommunications Equipment Installers and Repairers, Except Line Installers	49-2022	250	\$31.13	\$38.92	\$39.39	\$42.81
Avionics Technicians	49-2091	NP	\$26.13	\$34.19	\$31.43	\$38.23
Electrical and Electronics Repairers, Commercial and Industrial Equipment	49-2094	120	\$20.78	\$30.23	\$30.54	\$34.95
Audiovisual Equipment Installers and Repairers	49-2097	NP	\$19.64	\$26.28	\$24.01	\$29.60
Security and Fire Alarm Systems Installers	49-2098	100	\$25.49	\$34.78	\$37.41	\$39.43
Aircraft Mechanics and Service Technicians	49-3011	110	\$20.04	\$31.73	\$30.38	\$37.58
Automotive Body and Related Repairers	49-3021	120	\$18.62	\$26.60	\$28.07	\$30.59
Automotive Service Technicians and Mechanics	49-3023	770	\$17.95	\$27.16	\$24.90	\$31.76
Bus and Truck Mechanics and Diesel Engine Specialists	49-3031	160	\$22.02	\$30.38	\$30.26	\$34.56
Mobile Heavy Equipment Mechanics, Except Engines	49-3042	170	\$23.71	\$31.77	\$30.54	\$35.80
Outdoor Power Equipment and Other Small Engine Mechanics	49-3053	50	\$20.23	\$24.97	\$23.47	\$27.33
Tire Repairers and Changers	49-3093	70	\$14.40	\$16.87	\$14.97	\$18.11
Mechanical Door Repairers	49-9011	50	\$15.43	\$28.34	\$24.13	\$34.80
Control and Valve Installers and Repairers, Except Mechanical Door	49-9012	30	\$24.83	\$33.97	\$35.87	\$38.55
Heating, Air Conditioning, and Refrigeration Mechanics and Installers	49-9021	350	\$20.94	\$32.55	\$30.26	\$38.34
Industrial Machinery Mechanics	49-9041	380	\$22.81	\$31.29	\$30.85	\$35.52
Maintenance Workers, Machinery	49-9043	80	\$35.13	\$38.06	\$38.43	\$39.52
Electrical Power-Line Installers and Repairers	49-9051	40	\$37.04	\$49.10	\$49.75	\$55.12
Telecommunications Line Installers and Repairers	49-9052	100	\$20.74	\$27.42	\$24.11	\$30.76
Medical Equipment Repairers	49-9062	50	\$20.50	\$31.83	\$30.39	\$37.49
Maintenance and Repair Workers, General	49-9071	680	\$18.41	\$25.73	\$24.01	\$29.39
Manufactured Building and Mobile Home Installers	49-9095	NP	\$23.23	\$26.80	\$23.89	\$28.58
Helpers--Installation, Maintenance, and Repair Workers	49-9098	90	\$13.18	\$17.02	\$16.22	\$18.95
Installation, Maintenance, and Repair Workers, All Other	49-9099	40	\$19.90	\$26.19	\$24.94	\$29.33

\* Some occupations, such as teachers, have a nonstandard workweek and are not paid by the hour. For these occupations, annual salaries are displayed instead of hourly wage. May 2021 occupational wages were updated to June 2022 using Employment Cost Index (ECI) factors.

NASHUA - DERRY AREA Occupational Employment & Wages	SOC Code	May 2021 Estimated Employment	JUNE 2022			
			Entry Level Wage *	Mean (Average) Wage *	Median Wage *	Experienced Wage *
<b>Production Occupations</b>	<b>51-0000</b>	<b>8,950</b>	<b>\$16.85</b>	<b>\$24.53</b>	<b>\$23.44</b>	<b>\$28.36</b>
First-Line Supervisors of Production and Operating Workers	51-1011	750	\$27.55	\$41.97	\$39.20	\$49.18
Electrical, electronic, and electromechanical assemblers, except coil winders, tapers, and finishers	51-2028	1,040	\$17.13	\$22.11	\$22.77	\$24.60
Structural Metal Fabricators and Fitters	51-2041	40	\$20.44	\$25.28	\$24.46	\$27.69
Miscellaneous Assemblers and Fabricators	51-2090	1,600	\$15.84	\$21.39	\$19.35	\$24.17
Bakers	51-3011	80	\$14.60	\$18.67	\$15.32	\$20.70
Butchers and Meat Cutters	51-3021	70	\$19.79	\$23.73	\$24.22	\$25.70
Food and Tobacco Roasting, Baking, and Drying Machine Operators and Tenders	51-3091	50	\$18.66	\$20.93	\$18.67	\$22.06
Food Batchmakers	51-3092	50	\$14.81	\$21.04	\$18.88	\$24.16
Cutting, Punching, and Press Machine Setters, Operators, and Tenders, Metal and Plastic	51-4031	200	\$15.64	\$20.34	\$19.12	\$22.68
Drilling and Boring Machine Tool Setters, Operators, and Tenders, Metal and Plastic	51-4032	30	\$16.82	\$21.97	\$19.80	\$24.55
Grinding, Lapping, Polishing, and Buffing Machine Tool Setters, Operators, and Tenders, Metal and Plastic	51-4033	90	\$17.03	\$20.40	\$19.35	\$22.09
Milling and Planing Machine Setters, Operators, and Tenders, Metal and Plastic	51-4035	40	\$18.41	\$22.63	\$23.92	\$24.75
Machinists	51-4041	390	\$18.88	\$26.33	\$24.49	\$30.06
Metal-Refining Furnace Operators and Tenders	51-4051	NP	\$20.51	\$25.42	\$24.79	\$27.88
Foundry Mold and Coremakers	51-4071	NP	\$15.30	\$17.87	\$19.35	\$19.16
Molding, Coremaking, and Casting Machine Setters, Operators, and Tenders, Metal and Plastic	51-4072	170	\$15.71	\$19.79	\$19.10	\$21.83
Multiple Machine Tool Setters, Operators, and Tenders, Metal and Plastic	51-4081	80	\$18.54	\$21.72	\$19.35	\$23.31
Tool and Die Makers	51-4111	60	\$22.41	\$33.49	\$31.59	\$39.03
Welders, Cutters, Solderers, and Brazers	51-4121	210	\$20.88	\$27.10	\$24.79	\$30.22
Welding, Soldering, and Brazing Machine Setters, Operators, and Tenders	51-4122	100	\$15.01	\$20.40	\$19.48	\$23.09
Layout Workers, Metal and Plastic	51-4192	NP	\$22.56	\$26.89	\$24.90	\$29.06
Plating Machine Setters, Operators, and Tenders, Metal and Plastic	51-4193	40	\$16.20	\$20.09	\$18.85	\$22.05
Metal Workers and Plastic Workers, All Other	51-4199	60	\$15.25	\$20.15	\$19.35	\$22.60
Printing Press Operators	51-5112	150	\$19.26	\$27.25	\$24.85	\$31.24
Print Binding and Finishing Workers	51-5113	50	\$11.58	\$16.89	\$15.19	\$19.54
Laundry and Dry-Cleaning Workers	51-6011	80	\$13.74	\$16.90	\$16.94	\$18.48
Sewing Machine Operators	51-6031	70	\$13.17	\$16.51	\$14.96	\$18.17
Woodworking Machine Setters, Operators, and Tenders, Except Sawing	51-7042	40	\$18.07	\$21.95	\$20.62	\$23.88
Water and Wastewater Treatment Plant and System Operators	51-8031	70	\$24.30	\$30.32	\$30.78	\$33.34
Plant and System Operators, All Other	51-8099	40	\$26.36	\$32.59	\$30.86	\$35.70
Chemical Equipment Operators and Tenders	51-9011	30	\$18.94	\$25.29	\$23.92	\$28.46
Separating, Filtering, Clarifying, Precipitating, and Still Machine Setters, Operators, and Tenders	51-9012	60	\$18.32	\$24.77	\$24.47	\$27.99

\* Some occupations, such as teachers, have a nonstandard workweek and are not paid by the hour. For these occupations, annual salaries are displayed instead of hourly wage. May 2021 occupational wages were updated to June 2022 using Employment Cost Index (ECI) factors.

NASHUA - DERRY AREA Occupational Employment & Wages	SOC Code	May 2021 Estimated Employment	JUNE 2022			
			Entry Level Wage *	Mean (Average) Wage *	Median Wage *	Experienced Wage *
Crushing, Grinding, and Polishing Machine Setters, Operators, and Tenders	51-9021	30	\$16.75	\$22.82	\$22.92	\$25.86
Mixing and Blending Machine Setters, Operators, and Tenders	51-9023	50	\$18.37	\$22.92	\$19.96	\$25.20
Cutting and Slicing Machine Setters, Operators, and Tenders	51-9032	80	\$16.84	\$24.14	\$24.28	\$27.78
Extruding, Forming, Pressing, and Compacting Machine Setters, Operators, and Tenders	51-9041	80	\$17.37	\$19.97	\$18.66	\$21.27
Furnace, Kiln, Oven, Drier, and Kettle Operators and Tenders	51-9051	30	\$18.84	\$23.69	\$24.49	\$26.13
Inspectors, Testers, Sorters, Samplers, and Weighers	51-9061	850	\$18.34	\$24.55	\$24.23	\$27.65
Ophthalmic Laboratory Technicians	51-9083	90	\$21.96	\$31.96	\$31.12	\$36.96
Packaging and Filling Machine Operators and Tenders	51-9111	290	\$17.26	\$28.80	\$29.99	\$34.58
Coating, Painting, and Spraying Machine Setters, Operators, and Tenders	51-9124	130	\$17.65	\$22.86	\$19.83	\$25.46
Computer Numerically Controlled Tool Operators	51-9161	300	\$18.05	\$24.87	\$23.92	\$28.28
Computer Numerically Controlled Tool Programmers	51-9162	90	\$28.44	\$35.30	\$32.40	\$38.73
Molders, Shapers, and Casters, Except Metal and Plastic	51-9195	30	\$18.11	\$21.13	\$19.58	\$22.64
Helpers--Production Workers	51-9198	340	\$15.06	\$18.41	\$18.32	\$20.08
Production Workers, All Other	51-9199	260	\$16.85	\$19.69	\$18.66	\$21.11
<b>Transportation and Material Moving Occupations</b>	<b>53-0000</b>	<b>11,310</b>	<b>\$13.42</b>	<b>\$22.69</b>	<b>\$19.31</b>	<b>\$27.32</b>
First-Line Supervisors of Transportation and Material-Moving Workers, Except Aircraft Cargo Handling Supervisors	53-1047	610	\$21.53	\$30.16	\$28.75	\$34.48
Commercial Pilots	53-2012	30	\$47,356	\$125,705	\$97,567	\$164,879
Air Traffic Controllers	53-2021	NP	\$62.72	\$80.07	\$83.24	\$88.74
Driver/Sales Workers	53-3031	690	\$10.33	\$17.55	\$17.16	\$21.16
Heavy and Tractor-Trailer Truck Drivers	53-3032	1,470	\$23.03	\$28.93	\$28.30	\$31.89
Light Truck Drivers	53-3033	1,290	\$14.53	\$22.84	\$20.34	\$27.00
Bus Drivers, School	53-3051	360	\$19.95	\$23.65	\$22.76	\$25.50
Shuttle Drivers and Chauffeurs	53-3053	150	\$13.92	\$18.60	\$16.93	\$20.94
Motor Vehicle Operators, All Other	53-3099	160	\$11.91	\$14.58	\$11.94	\$15.92
Automotive and Watercraft Service Attendants	53-6031	60	\$14.22	\$16.83	\$17.50	\$18.13
Conveyor Operators and Tenders	53-7011	60	\$15.68	\$18.81	\$19.65	\$20.38
Industrial Truck and Tractor Operators	53-7051	210	\$17.29	\$22.18	\$19.76	\$24.62
Cleaners of Vehicles and Equipment	53-7061	210	\$13.45	\$18.29	\$17.60	\$20.72
Laborers and Freight, Stock, and Material Movers, Hand	53-7062	1,230	\$15.45	\$19.64	\$19.42	\$21.72
Machine Feeders and Offbearers	53-7063	90	\$13.56	\$16.75	\$15.68	\$18.34
Packers and Packagers, Hand	53-7064	1,030	\$12.02	\$13.99	\$12.71	\$14.97
Stockers and Order Fillers	53-7065	3,050	\$12.97	\$16.75	\$15.59	\$18.64
Refuse and Recyclable Material Collectors	53-7081	80	\$15.28	\$20.34	\$19.58	\$22.88

\* Some occupations, such as teachers, have a nonstandard workweek and are not paid by the hour. For these occupations, annual salaries are displayed instead of hourly wage. May 2021 occupational wages were updated to June 2022 using Employment Cost Index (ECI) factors.

NORTHERN NH AREA Occupational Employment & Wages	SOC Code	May 2021 Estimated Employment	JUNE 2022			
			Entry Level Wage *	Mean (Average) Wage *	Median Wage *	Experienced Wage *
<b>Total all occupations</b>	<b>00-0000</b>	<b>17,310</b>	<b>\$13.22</b>	<b>\$25.10</b>	<b>\$19.30</b>	<b>\$31.04</b>
<b>Management Occupations</b>	<b>11-0000</b>	<b>910</b>	<b>\$24.28</b>	<b>\$48.17</b>	<b>\$39.56</b>	<b>\$60.12</b>
General and Operations Managers	11-1021	360	\$24.88	\$50.23	\$39.02	\$62.90
Financial Managers	11-3031	80	\$28.67	\$51.95	\$48.36	\$63.59
Education Administrators, Kindergarten through Secondary	11-9032	60	\$64,507	\$89,140	\$83,709	\$101,457
Food Service Managers	11-9051	30	\$21.51	\$31.30	\$30.21	\$36.19
Lodging Managers	11-9081	40	\$14.39	\$29.04	\$25.41	\$36.36
Medical and Health Services Managers	11-9111	60	\$39.11	\$56.62	\$49.58	\$65.37
Social and Community Service Managers	11-9151	40	\$22.27	\$30.96	\$29.62	\$35.31
<b>Business and Financial Operations Occupations</b>	<b>13-0000</b>	<b>560</b>	<b>\$20.04</b>	<b>\$33.70</b>	<b>\$30.74</b>	<b>\$40.51</b>
Buyers and Purchasing Agents	13-1020	50	\$22.02	\$31.68	\$30.99	\$36.50
Human Resources Specialists	13-1071	60	\$23.33	\$32.31	\$30.99	\$36.81
Project Management Specialists	13-1082	50	\$24.82	\$36.58	\$38.52	\$42.46
Training and Development Specialists	13-1151	30	\$13.95	\$22.98	\$24.24	\$27.50
Market Research Analysts and Marketing Specialists	13-1161	50	\$19.91	\$32.31	\$30.36	\$38.51
Business Operations Specialists, All Other	13-1199	30	\$20.37	\$35.37	\$30.23	\$42.88
Accountants and Auditors	13-2011	100	\$22.97	\$35.52	\$32.04	\$41.79
<b>Computer and Mathematical Occupations</b>	<b>15-0000</b>	<b>160</b>	<b>\$21.15</b>	<b>\$33.11</b>	<b>\$30.93</b>	<b>\$39.09</b>
Computer Systems Analysts	15-1211	30	\$24.47	\$33.83	\$30.53	\$38.49
Computer User Support Specialists	15-1232	50	\$17.72	\$26.91	\$24.20	\$31.50
Network and Computer Systems Administrators	15-1244	30	\$28.21	\$36.35	\$39.06	\$40.42
<b>Architecture and Engineering Occupations</b>	<b>17-0000</b>	<b>130</b>	<b>\$22.90</b>	<b>\$35.73</b>	<b>\$31.14</b>	<b>\$42.15</b>
Industrial Engineers	17-2112	30	\$28.51	\$38.22	\$38.22	\$43.09
<b>Life, Physical, and Social Science Occupations</b>	<b>19-0000</b>	<b>100</b>	<b>\$19.19</b>	<b>\$35.36</b>	<b>\$31.40</b>	<b>\$43.45</b>
<b>Community and Social Service Occupations</b>	<b>21-0000</b>	<b>360</b>	<b>\$16.68</b>	<b>\$23.92</b>	<b>\$22.94</b>	<b>\$27.55</b>
Educational, Guidance, and Career Counselors and Advisors	21-1012	50	\$22.11	\$30.39	\$29.66	\$34.53
Substance abuse, behavioral disorder, and mental health counselors	21-1018	120	\$17.57	\$22.39	\$19.54	\$24.79
Child, Family, and School Social Workers	21-1021	30	\$21.17	\$27.13	\$24.50	\$30.11
Social and Human Service Assistants	21-1093	70	\$14.28	\$17.32	\$15.36	\$18.84
<b>Legal Occupations</b>	<b>23-0000</b>	<b>40</b>	<b>\$19.16</b>	<b>\$35.28</b>	<b>\$30.47</b>	<b>\$43.33</b>
<b>Educational Instruction and Library Occupations</b>	<b>25-0000</b>	<b>1,250</b>	<b>\$15.11</b>	<b>\$26.29</b>	<b>\$24.48</b>	<b>\$31.89</b>
Preschool Teachers, Except Special Education	25-2011	60	\$12.86	\$14.84	\$14.44	\$15.83
Elementary School Teachers, Except Special Education	25-2021	290	\$45,684	\$63,816	\$64,315	\$72,883

\* Some occupations, such as teachers, have a nonstandard workweek and are not paid by the hour. For these occupations, annual salaries are displayed instead of hourly wage. May 2021 occupational wages were updated to June 2022 using Employment Cost Index (ECI) factors.



NORTHERN NH AREA Occupational Employment & Wages	SOC Code	May 2021 Estimated Employment	JUNE 2022			
			Entry Level Wage *	Mean (Average) Wage *	Median Wage *	Experienced Wage *
Middle School Teachers, Except Special and Career/ Technical Education	25-2022	130	\$45,878	\$61,250	\$62,893	\$68,936
Secondary School Teachers, Except Special and Career/ Technical Education	25-2031	140	\$51,614	\$70,054	\$81,393	\$79,274
Special Education Teachers, Kindergarten and Elementary School	25-2052	60	\$38,431	\$64,921	\$62,836	\$78,167
Special Education Teachers, Middle School	25-2057	30	\$41,934	\$61,158	\$62,833	\$70,770
Self-Enrichment Teachers	25-3021	30	\$13.69	\$22.83	\$23.82	\$27.39
Substitute Teachers, Short-Term	25-3031	40	\$12.37	\$13.99	\$14.43	\$14.80
Teachers and Instructors, All Other	25-3099	30	\$45,800	\$67,719	\$63,223	\$78,679
Librarians and Media Collections Specialists	25-4022	30	\$16.46	\$28.97	\$29.57	\$35.22
Teaching Assistants, Except Postsecondary	25-9045	280	\$25,232	\$33,879	\$30,936	\$38,202
<b>Arts, Design, Entertainment, Sports, and Media Occupations</b>	<b>27-0000</b>	<b>160</b>	<b>\$15.86</b>	<b>\$27.43</b>	<b>\$24.61</b>	<b>\$33.23</b>
Graphic Designers	27-1024	40	\$17.39	\$25.52	\$24.61	\$29.58
<b>Healthcare Practitioners and Technical Occupations</b>	<b>29-0000</b>	<b>1,220</b>	<b>\$22.34</b>	<b>\$51.70</b>	<b>\$37.74</b>	<b>\$66.37</b>
Pharmacists	29-1051	40	\$49.14	\$65.20	\$64.50	\$73.24
Physician Assistants	29-1071	40	\$48.78	\$68.27	\$64.50	\$78.00
Physical Therapists	29-1123	30	\$37.34	\$44.53	\$46.78	\$48.12
Registered Nurses	29-1141	410	\$28.86	\$35.67	\$37.74	\$39.07
Nurse Practitioners	29-1171	40	\$49.02	\$60.92	\$60.92	\$66.88
Family Medicine Physicians	29-1215	30	\$81.60	\$140.04	#	#
Physicians, All Other	29-1229	30	#	#	#	#
Dental Hygienists	29-1292	40	\$32.30	\$39.64	\$38.56	\$43.31
Clinical Laboratory Technologists and Technicians	29-2010	40	\$21.69	\$30.59	\$30.87	\$35.04
Radiologic Technologists and Technicians	29-2034	30	\$26.96	\$33.75	\$31.17	\$37.14
Emergency Medical Technicians	29-2042	40	\$14.31	\$17.30	\$18.07	\$18.80
Pharmacy Technicians	29-2052	60	\$14.34	\$18.01	\$18.63	\$19.84
Licensed Practical and Licensed Vocational Nurses	29-2061	70	\$23.30	\$30.82	\$29.59	\$34.59
Medical Records Specialists	29-2072	40	\$15.92	\$20.52	\$18.63	\$22.82
Health Information Technologists and Medical Registrars	29-9021	NP	\$15.64	\$22.17	\$18.57	\$25.43
<b>Healthcare Support Occupations</b>	<b>31-0000</b>	<b>730</b>	<b>\$13.76</b>	<b>\$18.02</b>	<b>\$18.89</b>	<b>\$20.16</b>
Home Health and Personal Care Aides	31-1120	210	\$11.97	\$14.70	\$14.70	\$16.07
Nursing Assistants	31-1131	280	\$14.95	\$18.39	\$19.10	\$20.12
Dental Assistants	31-9091	40	\$18.64	\$23.78	\$24.53	\$26.36
Medical Assistants	31-9092	140	\$16.83	\$20.01	\$19.37	\$21.59
Healthcare Support Workers, All Other	31-9099	30	\$13.23	\$15.90	\$15.53	\$17.23
<b>Protective Service Occupations</b>	<b>33-0000</b>	<b>440</b>	<b>\$19.01</b>	<b>\$28.20</b>	<b>\$26.58</b>	<b>\$32.79</b>
First-Line Supervisors of Police and Detectives	33-1012	30	\$29.24	\$39.57	\$40.70	\$44.74

\* Some occupations, such as teachers, have a nonstandard workweek and are not paid by the hour. For these occupations, annual salaries are displayed instead of hourly wage. May 2021 occupational wages were updated to June 2022 using Employment Cost Index (ECI) factors.



Occupational Employment & Wages	SOC Code	May 2021 Estimated Employment	JUNE 2022			
			Entry Level Wage *	Mean (Average) Wage *	Median Wage *	Experienced Wage *
Firefighters	33-2011	90	\$19.36	\$25.21	\$24.78	\$28.12
Police and Sheriff's Patrol Officers	33-3051	120	\$23.81	\$29.01	\$30.67	\$31.61
Security Guards	33-9032	50	\$13.70	\$18.18	\$15.56	\$20.43
<b>Food Preparation and Serving Related Occupations</b>	<b>35-0000</b>	<b>1,650</b>	<b>\$10.41</b>	<b>\$15.93</b>	<b>\$14.81</b>	<b>\$18.69</b>
Chefs and Head Cooks	35-1011	50	\$22.28	\$32.87	\$31.72	\$38.16
First-Line Supervisors of Food Preparation and Serving Workers	35-1012	140	\$15.30	\$21.70	\$19.89	\$24.91
Cooks, Institution and Cafeteria	35-2012	40	\$14.75	\$19.30	\$19.82	\$21.59
Cooks, Restaurant	35-2014	200	\$14.47	\$18.13	\$18.74	\$19.96
Cooks, Short Order	35-2015	80	\$11.57	\$13.83	\$14.25	\$14.97
Food Preparation Workers	35-2021	80	\$11.95	\$14.97	\$14.97	\$16.48
Bartenders	35-3011	100	\$8.97	\$16.26	\$11.83	\$19.91
Fast Food and Counter Workers	35-3023	370	\$10.56	\$12.84	\$12.27	\$13.99
Waiters and Waitresses	35-3031	270	\$9.20	\$15.91	\$12.27	\$19.26
Food Servers, Nonrestaurant	35-3041	40	\$11.09	\$13.36	\$12.64	\$14.49
Dining Room and Cafeteria Attendants and Bartender Helpers	35-9011	60	\$9.07	\$11.67	\$11.65	\$12.98
Dishwashers	35-9021	90	\$9.96	\$13.05	\$12.53	\$14.59
<b>Building and Grounds Cleaning and Maintenance Occupations</b>	<b>37-0000</b>	<b>690</b>	<b>\$13.10</b>	<b>\$18.04</b>	<b>\$15.86</b>	<b>\$20.53</b>
First-Line Supervisors of Housekeeping and Janitorial Workers	37-1011	40	\$18.03	\$24.47	\$25.00	\$27.68
Janitors and Cleaners, Except Maids and Housekeeping Cleaners	37-2011	250	\$12.49	\$16.80	\$15.78	\$18.94
Maids and Housekeeping Cleaners	37-2012	180	\$12.45	\$15.32	\$15.09	\$16.75
Landscaping and Groundskeeping Workers	37-3011	170	\$14.05	\$18.79	\$19.53	\$21.17
<b>Personal Care and Service Occupations</b>	<b>39-0000</b>	<b>290</b>	<b>\$10.70</b>	<b>\$16.81</b>	<b>\$15.24</b>	<b>\$19.86</b>
Childcare Workers	39-9011	50	\$9.08	\$12.25	\$11.72	\$13.83
Recreation Workers	39-9032	80	\$10.84	\$15.95	\$14.66	\$18.51
<b>Sales and Related Occupations</b>	<b>41-0000</b>	<b>1,750</b>	<b>\$11.59</b>	<b>\$19.77</b>	<b>\$15.02</b>	<b>\$23.86</b>
First-Line Supervisors of Retail Sales Workers	41-1011	220	\$15.56	\$23.27	\$19.87	\$27.12
First-Line Supervisors of Non-Retail Sales Workers	41-1012	30	\$25.79	\$39.12	\$39.66	\$45.78
Cashiers	41-2011	570	\$10.59	\$12.92	\$12.00	\$14.07
Counter and Rental Clerks	41-2021	40	\$13.42	\$22.72	\$18.97	\$27.36
Parts Salespersons	41-2022	70	\$13.47	\$18.37	\$18.75	\$20.82
Retail Salespersons	41-2031	530	\$11.93	\$17.32	\$14.88	\$20.02
Insurance Sales Agents	41-3021	30	\$15.14	\$23.74	\$19.59	\$28.04
Sales Representatives of Services, Except Advertising, Insurance, Financial Services, and Travel	41-3091	70	\$18.65	\$33.01	\$25.22	\$40.18
Sales Representatives, Wholesale and Manufacturing, Except Technical and Scientific Products	41-4012	110	\$21.45	\$32.79	\$30.95	\$38.47

\* Some occupations, such as teachers, have a nonstandard workweek and are not paid by the hour. For these occupations, annual salaries are displayed instead of hourly wage. May 2021 occupational wages were updated to June 2022 using Employment Cost Index (ECI) factors.

NORTHERN NH AREA Occupational Employment & Wages	SOC Code	May 2021 Estimated Employment	JUNE 2022			
			Entry Level Wage *	Mean (Average) Wage *	Median Wage *	Experienced Wage *
<b>Office and Administrative Support Occupations</b>	<b>43-0000</b>	<b>2,580</b>	<b>\$14.02</b>	<b>\$20.49</b>	<b>\$19.07</b>	<b>\$23.72</b>
First-Line Supervisors of Office and Administrative Support Workers	43-1011	200	\$19.50	\$29.23	\$24.75	\$34.09
Billing and Posting Clerks	43-3021	50	\$16.89	\$22.06	\$19.34	\$24.64
Bookkeeping, Accounting, and Auditing Clerks	43-3031	250	\$14.05	\$20.53	\$19.31	\$23.77
Tellers	43-3071	70	\$14.85	\$17.45	\$18.58	\$18.75
Customer Service Representatives	43-4051	270	\$13.44	\$17.70	\$15.31	\$19.83
Hotel, Motel, and Resort Desk Clerks	43-4081	80	\$12.92	\$15.46	\$14.74	\$16.73
Interviewers, Except Eligibility and Loan	43-4111	50	\$14.94	\$18.57	\$17.96	\$20.38
New Accounts Clerks	43-4141	30	\$16.52	\$19.98	\$18.94	\$21.70
Order Clerks	43-4151	NP	\$13.97	\$16.52	\$15.31	\$17.80
Receptionists and Information Clerks	43-4171	100	\$12.55	\$16.29	\$15.16	\$18.15
Public Safety Telecommunicators	43-5031	30	\$18.06	\$23.36	\$24.18	\$26.01
Dispatchers, Except Police, Fire, and Ambulance	43-5032	30	\$12.52	\$20.44	\$19.43	\$24.40
Postal Service Clerks	43-5051	30	\$23.36	\$27.59	\$27.09	\$29.71
Postal Service Mail Carriers	43-5052	70	\$20.07	\$26.28	\$24.32	\$29.39
Production, Planning, and Expediting Clerks	43-5061	40	\$17.96	\$25.18	\$24.58	\$28.79
Shipping, Receiving, and Inventory Clerks	43-5071	110	\$13.92	\$20.20	\$19.15	\$23.34
Medical Secretaries and Administrative Assistants	43-6013	130	\$15.94	\$19.33	\$18.88	\$21.04
Secretaries and Administrative Assistants, Except Legal, Medical, and Executive	43-6014	290	\$14.84	\$19.78	\$18.94	\$22.24
Office Clerks, General	43-9061	440	\$13.60	\$19.78	\$19.14	\$22.87
<b>Farming, Fishing, and Forestry Occupations</b>	<b>45-0000</b>	<b>70</b>	<b>\$13.50</b>	<b>\$21.37</b>	<b>\$19.31</b>	<b>\$25.30</b>
Logging Equipment Operators	45-4022	40	\$16.54	\$21.61	\$19.31	\$24.15
<b>Construction and Extraction Occupations</b>	<b>47-0000</b>	<b>590</b>	<b>\$17.36</b>	<b>\$23.96</b>	<b>\$23.59</b>	<b>\$27.25</b>
First-Line Supervisors of Construction Trades and Extraction Workers	47-1011	60	\$25.88	\$33.06	\$31.00	\$36.66
Carpenters	47-2031	120	\$17.95	\$23.14	\$23.78	\$25.74
Construction Laborers	47-2061	80	\$15.93	\$20.27	\$19.38	\$22.44
Operating Engineers and Other Construction Equipment Operators	47-2073	60	\$18.24	\$22.85	\$23.36	\$25.15
Electricians	47-2111	50	\$21.92	\$27.96	\$29.77	\$30.97
Painters, Construction and Maintenance	47-2141	30	\$14.34	\$20.67	\$18.91	\$23.84
Plumbers, Pipefitters, and Steamfitters	47-2152	30	\$19.55	\$26.23	\$25.62	\$29.57
Highway Maintenance Workers	47-4051	60	\$18.58	\$22.05	\$23.48	\$23.78
<b>Installation, Maintenance, and Repair Occupations</b>	<b>49-0000</b>	<b>820</b>	<b>\$16.11</b>	<b>\$25.30</b>	<b>\$23.75</b>	<b>\$29.89</b>
First-Line Supervisors of Mechanics, Installers, and Repairers	49-1011	90	\$22.72	\$34.13	\$30.65	\$39.83
Automotive Service Technicians and Mechanics	49-3023	140	\$16.48	\$23.62	\$23.68	\$27.20
Bus and Truck Mechanics and Diesel Engine Specialists	49-3031	50	\$16.73	\$23.87	\$23.75	\$27.45

\* Some occupations, such as teachers, have a nonstandard workweek and are not paid by the hour. For these occupations, annual salaries are displayed instead of hourly wage. May 2021 occupational wages were updated to June 2022 using Employment Cost Index (ECI) factors.

NORTHERN NH AREA Occupational Employment & Wages	SOC Code	May 2021 Estimated Employment	JUNE 2022			
			Entry Level Wage *	Mean (Average) Wage *	Median Wage *	Experienced Wage *
Heating, Air Conditioning, and Refrigeration Mechanics and Installers	49-9021	50	\$20.98	\$27.72	\$29.96	\$31.09
Industrial Machinery Mechanics	49-9041	70	\$20.34	\$25.84	\$24.19	\$28.58
Maintenance and Repair Workers, General	49-9071	210	\$14.92	\$20.87	\$18.83	\$23.83
<b>Production Occupations</b>	<b>51-0000</b>	<b>1,250</b>	<b>\$14.29</b>	<b>\$20.75</b>	<b>\$19.05</b>	<b>\$23.98</b>
First-Line Supervisors of Production and Operating Workers	51-1011	110	\$22.16	\$32.22	\$30.50	\$37.26
Electrical, electronic, and electromechanical assemblers, except coil winders, tapers, and finishers	51-2028	30	\$15.28	\$18.66	\$18.45	\$20.34
Miscellaneous Assemblers and Fabricators	51-2090	120	\$12.09	\$15.27	\$15.13	\$16.85
Welders, Cutters, Solderers, and Brazers	51-4121	40	\$20.81	\$24.72	\$24.40	\$26.68
Metal Workers and Plastic Workers, All Other	51-4199	30	\$18.40	\$19.30	\$19.23	\$19.76
Sewing Machine Operators	51-6031	30	\$11.69	\$13.42	\$12.27	\$14.29
Sawing Machine Setters, Operators, and Tenders, Wood	51-7041	40	\$14.70	\$17.30	\$18.84	\$18.60
Woodworking Machine Setters, Operators, and Tenders, Except Sawing	51-7042	80	\$11.75	\$14.90	\$15.01	\$16.49
Power Plant Operators	51-8013	30	\$23.44	\$33.78	\$31.92	\$38.97
Inspectors, Testers, Sorters, Samplers, and Weighers	51-9061	70	\$16.20	\$21.06	\$19.09	\$23.49
Packaging and Filling Machine Operators and Tenders	51-9111	30	\$14.86	\$17.46	\$15.13	\$18.77
Coating, Painting, and Spraying Machine Setters, Operators, and Tenders	51-9124	NP	\$17.34	\$19.20	\$19.13	\$20.13
Computer Numerically Controlled Tool Operators	51-9161	50	\$16.70	\$21.82	\$19.59	\$24.38
Production Workers, All Other	51-9199	80	\$17.44	\$18.65	\$18.45	\$19.26
<b>Transportation and Material Moving Occupations</b>	<b>53-0000</b>	<b>1,570</b>	<b>\$12.80</b>	<b>\$18.75</b>	<b>\$18.49</b>	<b>\$21.73</b>
First-Line Supervisors of Transportation and Material-Moving Workers, Except Aircraft Cargo Handling Supervisors	53-1047	100	\$18.94	\$26.14	\$24.91	\$29.75
Driver/Sales Workers	53-3031	50	\$9.12	\$14.40	\$11.76	\$17.05
Heavy and Tractor-Trailer Truck Drivers	53-3032	280	\$18.43	\$23.29	\$23.20	\$25.72
Light Truck Drivers	53-3033	160	\$11.25	\$21.30	\$18.71	\$26.33
Shuttle Drivers and Chauffeurs	53-3053	80	\$11.63	\$14.83	\$12.62	\$16.43
Industrial Truck and Tractor Operators	53-7051	30	\$14.08	\$20.63	\$19.66	\$23.90
Cleaners of Vehicles and Equipment	53-7061	30	\$13.27	\$15.60	\$14.58	\$16.77
Laborers and Freight, Stock, and Material Movers, Hand	53-7062	210	\$13.51	\$16.48	\$15.31	\$17.97
Packers and Packagers, Hand	53-7064	60	\$11.47	\$14.52	\$13.13	\$16.04
Stockers and Order Fillers	53-7065	340	\$11.89	\$15.27	\$14.85	\$16.95
Refuse and Recyclable Material Collectors	53-7081	70	\$14.57	\$18.84	\$18.92	\$20.98

\* Some occupations, such as teachers, have a nonstandard workweek and are not paid by the hour. For these occupations, annual salaries are displayed instead of hourly wage. May 2021 occupational wages were updated to June 2022 using Employment Cost Index (ECI) factors.

Occupational Employment & Wages	SOC Code	May 2021 Estimated Employment	JUNE 2022			
			Entry Level Wage *	Mean (Average) Wage *	Median Wage *	Experienced Wage *
<b>Total all occupations</b>	<b>00-0000</b>	<b>2,560</b>	<b>\$14.66</b>	<b>\$28.64</b>	<b>\$23.61</b>	<b>\$35.64</b>
<b>Management Occupations</b>	<b>11-0000</b>	<b>150</b>	<b>\$32.26</b>	<b>\$65.10</b>	<b>\$55.82</b>	<b>\$81.53</b>
General and Operations Managers	11-1021	70	\$31.30	\$63.91	\$54.65	\$80.21
<b>Business and Financial Operations Occupations</b>	<b>13-0000</b>	<b>100</b>	<b>\$23.26</b>	<b>\$42.54</b>	<b>\$39.14</b>	<b>\$52.18</b>
Accountants and Auditors	13-2011	30	\$25.64	\$46.40	\$40.17	\$56.79
<b>Computer and Mathematical Occupations</b>	<b>15-0000</b>	<b>50</b>	<b>\$30.76</b>	<b>\$57.95</b>	<b>\$62.65</b>	<b>\$71.54</b>
<b>Educational Instruction and Library Occupations</b>	<b>25-0000</b>	<b>300</b>	<b>\$14.77</b>	<b>\$24.27</b>	<b>\$24.44</b>	<b>\$29.03</b>
Elementary School Teachers, Except Special Education	25-2021	70	\$51,441	\$62,377	\$63,973	\$67,845
Teaching Assistants, Except Postsecondary	25-9045	90	\$23,841	\$34,061	\$31,744	\$39,171
<b>Healthcare Practitioners and Technical Occupations</b>	<b>29-0000</b>	<b>60</b>	<b>\$18.92</b>	<b>\$47.99</b>	<b>\$31.40</b>	<b>\$62.51</b>
<b>Healthcare Support Occupations</b>	<b>31-0000</b>	<b>30</b>	<b>\$14.85</b>	<b>\$21.66</b>	<b>\$19.85</b>	<b>\$25.06</b>
<b>Protective Service Occupations</b>	<b>33-0000</b>	<b>90</b>	<b>\$18.75</b>	<b>\$30.01</b>	<b>\$33.05</b>	<b>\$35.64</b>
<b>Food Preparation and Serving Related Occupations</b>	<b>35-0000</b>	<b>220</b>	<b>\$11.87</b>	<b>\$16.81</b>	<b>\$15.26</b>	<b>\$19.27</b>
Fast Food and Counter Workers	35-3023	110	\$11.91	\$14.54	\$14.64	\$15.85
<b>Building and Grounds Cleaning and Maintenance Occupations</b>	<b>37-0000</b>	<b>110</b>	<b>\$16.62</b>	<b>\$22.76</b>	<b>\$22.02</b>	<b>\$25.83</b>
Janitors and Cleaners, Except Maids and Housekeeping Cleaners	37-2011	30	\$15.68	\$20.14	\$19.69	\$22.36
<b>Personal Care and Service Occupations</b>	<b>39-0000</b>	<b>60</b>	<b>\$11.02</b>	<b>\$17.02</b>	<b>\$15.22</b>	<b>\$20.03</b>
<b>Sales and Related Occupations</b>	<b>41-0000</b>	<b>290</b>	<b>\$12.24</b>	<b>\$23.35</b>	<b>\$17.75</b>	<b>\$28.91</b>
First-Line Supervisors of Retail Sales Workers	41-1011	30	\$17.15	\$25.65	\$23.18	\$29.90
Cashiers	41-2011	110	\$11.14	\$14.54	\$14.63	\$16.26
Retail Salespersons	41-2031	80	\$11.60	\$17.47	\$15.58	\$20.40
Sales Representatives, Wholesale and Manufacturing, Except Technical and Scientific Products	41-4012	30	\$23.56	\$44.30	\$40.10	\$54.66
<b>Office and Administrative Support Occupations</b>	<b>43-0000</b>	<b>300</b>	<b>\$15.46</b>	<b>\$23.98</b>	<b>\$23.50</b>	<b>\$28.24</b>
Customer Service Representatives	43-4051	30	\$16.51	\$24.19	\$24.07	\$28.03
Secretaries and Administrative Assistants, Except Legal, Medical, and Executive	43-6014	50	\$11.95	\$18.34	\$18.71	\$21.53
Office Clerks, General	43-9061	70	\$15.95	\$24.09	\$24.03	\$28.16

\* Some occupations, such as teachers, have a nonstandard workweek and are not paid by the hour. For these occupations, annual salaries are displayed instead of hourly wage. May 2021 occupational wages were updated to June 2022 using Employment Cost Index (ECI) factors.

<b>PELHAM TOWN</b>	<b>Occupational Employment &amp; Wages</b>	<b>SOC Code</b>	<b>May 2021 Estimated Employment</b>	<b>JUNE 2022</b>			
				<b>Entry Level Wage *</b>	<b>Mean (Average) Wage *</b>	<b>Median Wage *</b>	<b>Experienced Wage *</b>
	<b>Construction and Extraction Occupations</b>	<b>47-0000</b>	<b>140</b>	<b>\$19.48</b>	<b>\$28.14</b>	<b>\$26.87</b>	<b>\$32.47</b>
	Electricians	47-2111	40	\$18.25	\$29.11	\$29.95	\$34.54
	<b>Installation, Maintenance, and Repair Occupations</b>	<b>49-0000</b>	<b>110</b>	<b>\$18.31</b>	<b>\$27.85</b>	<b>\$27.81</b>	<b>\$32.61</b>
	Automotive Service Technicians and Mechanics	49-3023	30	\$16.92	\$25.53	\$24.22	\$29.83
	<b>Production Occupations</b>	<b>51-0000</b>	<b>250</b>	<b>\$16.91</b>	<b>\$23.44</b>	<b>\$20.18</b>	<b>\$26.70</b>
	Miscellaneous Assemblers and Fabricators	51-2090	50	\$15.06	\$19.15	\$19.10	\$21.19
	<b>Transportation and Material Moving Occupations</b>	<b>53-0000</b>	<b>190</b>	<b>\$14.32</b>	<b>\$21.81</b>	<b>\$22.70</b>	<b>\$25.56</b>
	Heavy and Tractor-Trailer Truck Drivers	53-3032	40	\$22.71	\$27.52	\$24.07	\$29.92
	Stockers and Order Fillers	53-7065	40	\$11.63	\$17.34	\$16.20	\$20.20

\* Some occupations, such as teachers, have a nonstandard workweek and are not paid by the hour. For these occupations, annual salaries are displayed instead of hourly wage. May 2021 occupational wages were updated to June 2022 using Employment Cost Index (ECI) factors.

PETERBOROUGH AREA Occupational Employment & Wages	SOC Code	May 2021 Estimated Employment	JUNE 2022			
			Entry Level Wage *	Mean (Average) Wage *	Median Wage *	Experienced Wage *
<b>Total all occupations</b>	<b>00-0000</b>	<b>11,510</b>	<b>\$13.91</b>	<b>\$25.91</b>	<b>\$20.27</b>	<b>\$31.92</b>
<b>Management Occupations</b>	<b>11-0000</b>	<b>650</b>	<b>\$28.48</b>	<b>\$52.50</b>	<b>\$47.58</b>	<b>\$64.51</b>
General and Operations Managers	11-1021	250	\$26.67	\$50.29	\$40.21	\$62.09
Financial Managers	11-3031	40	\$35.69	\$62.05	\$48.45	\$75.25
Industrial Production Managers	11-3051	30	\$42.99	\$63.01	\$60.25	\$73.01
Construction Managers	11-9021	30	\$33.31	\$54.97	\$47.62	\$65.81
Education Administrators, Kindergarten through Secondary	11-9032	50	\$74,651	\$95,865	\$98,823	\$106,473
Medical and Health Services Managers	11-9111	30	\$30.52	\$54.51	\$49.75	\$66.51
<b>Business and Financial Operations Occupations</b>	<b>13-0000</b>	<b>400</b>	<b>\$22.44</b>	<b>\$36.13</b>	<b>\$31.99</b>	<b>\$42.97</b>
Buyers and Purchasing Agents	13-1020	30	\$24.65	\$35.87	\$32.25	\$41.48
Project Management Specialists	13-1082	70	\$29.58	\$44.20	\$40.09	\$51.51
Market Research Analysts and Marketing Specialists	13-1161	30	\$20.51	\$36.20	\$31.58	\$44.04
Accountants and Auditors	13-2011	70	\$26.42	\$35.03	\$31.73	\$39.34
<b>Computer and Mathematical Occupations</b>	<b>15-0000</b>	<b>130</b>	<b>\$26.03</b>	<b>\$42.85</b>	<b>\$39.90</b>	<b>\$51.25</b>
Software Developers	15-1252	40	\$41.06	\$52.37	\$51.72	\$58.02
<b>Architecture and Engineering Occupations</b>	<b>17-0000</b>	<b>270</b>	<b>\$27.37</b>	<b>\$42.41</b>	<b>\$38.57</b>	<b>\$49.92</b>
Industrial Engineers	17-2112	80	\$36.78	\$50.15	\$48.85	\$56.85
Mechanical Engineers	17-2141	NP	\$36.05	\$47.37	\$48.85	\$53.02
Industrial Engineering Technologists and Technicians	17-3026	NP	\$25.81	\$30.63	\$30.30	\$33.04
Mechanical Engineering Technologists and Technicians	17-3027	NP	\$23.33	\$30.57	\$30.30	\$34.19
<b>Life, Physical, and Social Science Occupations</b>	<b>19-0000</b>	<b>50</b>	<b>\$15.94</b>	<b>\$36.42</b>	<b>\$31.23</b>	<b>\$46.66</b>
Community and Social Service Occupations	21-0000	110	\$17.12	\$26.98	\$24.35	\$31.92
Educational, Guidance, and Career Counselors and Advisors	21-1012	30	\$23.62	\$31.94	\$31.94	\$36.11
Substance abuse, behavioral disorder, and mental health counselors	21-1018	30	\$15.48	\$23.11	\$22.87	\$26.92
<b>Educational Instruction and Library Occupations</b>	<b>25-0000</b>	<b>990</b>	<b>\$18.49</b>	<b>\$27.51</b>	<b>\$30.25</b>	<b>\$32.01</b>
Preschool Teachers, Except Special Education	25-2011	30	\$13.19	\$17.42	\$14.76	\$19.52
Elementary School Teachers, Except Special Education	25-2021	160	\$49,198	\$64,446	\$64,073	\$72,070
Middle School Teachers, Except Special and Career/Technical Education	25-2022	110	\$36,159	\$55,644	\$52,468	\$65,387
Secondary School Teachers, Except Special and Career/Technical Education	25-2031	150	\$50,550	\$64,938	\$66,633	\$72,132
Special Education Teachers, Kindergarten and Elementary School	25-2052	60	\$51,547	\$64,735	\$66,633	\$71,328
Teachers and Instructors, All Other	25-3099	NP	\$61,613	\$62,880	\$63,515	\$63,515
Librarians and Media Collections Specialists	25-4022	30	\$21.34	\$30.77	\$30.80	\$35.49
Teaching Assistants, Except Postsecondary	25-9045	190	\$32,675	\$41,521	\$39,899	\$45,944

\* Some occupations, such as teachers, have a nonstandard workweek and are not paid by the hour. For these occupations, annual salaries are displayed instead of hourly wage. May 2021 occupational wages were updated to June 2022 using Employment Cost Index (ECI) factors.

<b>PETERBOROUGH AREA</b>	<b>Occupational Employment &amp; Wages</b>	<b>SOC Code</b>	<b>May 2021 Estimated Employment</b>	<b>JUNE 2022</b>			
				<b>Entry Level Wage *</b>	<b>Mean (Average) Wage *</b>	<b>Median Wage *</b>	<b>Experienced Wage *</b>
<b>Arts, Design, Entertainment, Sports, and Media Occupations</b>		<b>27-0000</b>	<b>130</b>	<b>\$16.35</b>	<b>\$27.04</b>	<b>\$24.57</b>	<b>\$32.39</b>
	Coaches and Scouts	27-2022	NP	\$24,180	\$46,797	\$50,311	\$58,104
<b>Healthcare Practitioners and Technical Occupations</b>		<b>29-0000</b>	<b>540</b>	<b>\$22.93</b>	<b>\$46.47</b>	<b>\$31.23</b>	<b>\$58.24</b>
	Registered Nurses	29-1141	190	\$27.88	\$35.75	\$31.23	\$39.69
	Dental Hygienists	29-1292	30	\$36.02	\$42.34	\$39.38	\$45.49
	Pharmacy Technicians	29-2052	30	\$14.32	\$18.36	\$18.43	\$20.38
	Licensed Practical and Licensed Vocational Nurses	29-2061	40	\$25.45	\$29.39	\$29.86	\$31.36
<b>Healthcare Support Occupations</b>		<b>31-0000</b>	<b>420</b>	<b>\$14.53</b>	<b>\$18.47</b>	<b>\$19.05</b>	<b>\$20.44</b>
	Home Health and Personal Care Aides	31-1120	110	\$13.62	\$15.27	\$15.04	\$16.10
	Nursing Assistants	31-1131	210	\$15.16	\$18.15	\$19.05	\$19.66
	Dental Assistants	31-9091	30	\$19.71	\$24.37	\$24.58	\$26.70
	Medical Assistants	31-9092	40	\$18.17	\$20.41	\$19.93	\$21.53
<b>Protective Service Occupations</b>		<b>33-0000</b>	<b>140</b>	<b>\$16.39</b>	<b>\$26.92</b>	<b>\$25.19</b>	<b>\$32.18</b>
	Police and Sheriff's Patrol Officers	33-3051	50	\$24.11	\$28.20	\$25.34	\$30.24
<b>Food Preparation and Serving Related Occupations</b>		<b>35-0000</b>	<b>970</b>	<b>\$10.76</b>	<b>\$15.58</b>	<b>\$14.76</b>	<b>\$17.99</b>
	First-Line Supervisors of Food Preparation and Serving Workers	35-1012	90	\$15.16	\$20.92	\$20.08	\$23.81
	Cooks, Institution and Cafeteria	35-2012	30	\$15.90	\$20.43	\$20.08	\$22.69
	Cooks, Restaurant	35-2014	100	\$14.14	\$17.75	\$18.79	\$19.56
	Cooks, Short Order	35-2015	80	\$11.89	\$14.06	\$14.76	\$15.15
	Food Preparation Workers	35-2021	80	\$14.04	\$18.23	\$16.03	\$20.32
	Bartenders	35-3011	40	\$9.41	\$14.43	\$10.19	\$16.95
	Fast Food and Counter Workers	35-3023	270	\$10.52	\$12.67	\$12.07	\$13.75
	Waiters and Waitresses	35-3031	100	\$9.53	\$15.56	\$12.12	\$18.56
	Food Servers, Nonrestaurant	35-3041	30	\$10.90	\$13.36	\$12.64	\$14.58
	Dining Room and Cafeteria Attendants and Bartender Helpers	35-9011	30	\$10.67	\$12.54	\$12.27	\$13.48
	Dishwashers	35-9021	40	\$9.74	\$12.01	\$12.27	\$13.15
	Hosts and Hostesses, Restaurant, Lounge, and Coffee Shop	35-9031	30	\$9.22	\$11.46	\$11.58	\$12.58
<b>Building and Grounds Cleaning and Maintenance Occupations</b>		<b>37-0000</b>	<b>460</b>	<b>\$13.39</b>	<b>\$18.01</b>	<b>\$16.05</b>	<b>\$20.32</b>
	Janitors and Cleaners, Except Maids and Housekeeping Cleaners	37-2011	200	\$12.56	\$16.21	\$15.39	\$18.04
	Maids and Housekeeping Cleaners	37-2012	50	\$14.26	\$16.25	\$15.39	\$17.25
	Landscaping and Groundskeeping Workers	37-3011	150	\$14.54	\$18.88	\$19.43	\$21.05
<b>Personal Care and Service Occupations</b>		<b>39-0000</b>	<b>200</b>	<b>\$10.54</b>	<b>\$16.74</b>	<b>\$15.31</b>	<b>\$19.85</b>
	Childcare Workers	39-9011	30	\$9.09	\$12.14	\$12.15	\$13.67
	Recreation Workers	39-9032	40	\$12.04	\$17.24	\$16.03	\$19.83

\* Some occupations, such as teachers, have a nonstandard workweek and are not paid by the hour. For these occupations, annual salaries are displayed instead of hourly wage. May 2021 occupational wages were updated to June 2022 using Employment Cost Index (ECI) factors.



PETERBOROUGH AREA Occupational Employment & Wages	SOC Code	May 2021 Estimated Employment	JUNE 2022			
			Entry Level Wage *	Mean (Average) Wage *	Median Wage *	Experienced Wage *
<b>Sales and Related Occupations</b>	<b>41-0000</b>	<b>870</b>	<b>\$11.58</b>	<b>\$22.83</b>	<b>\$15.15</b>	<b>\$28.47</b>
First-Line Supervisors of Retail Sales Workers	41-1011	110	\$15.72	\$22.84	\$19.96	\$26.41
Cashiers	41-2011	330	\$11.25	\$13.04	\$12.29	\$13.93
Retail Salespersons	41-2031	170	\$10.98	\$15.37	\$14.62	\$17.56
Sales Representatives of Services, Except Advertising, Insurance, Financial Services, and Travel	41-3091	50	\$25.84	\$43.93	\$39.29	\$52.97
Sales Representatives, Wholesale and Manufacturing, Except Technical and Scientific Products	41-4012	90	\$19.58	\$39.42	\$31.93	\$49.34
<b>Office and Administrative Support Occupations</b>	<b>43-0000</b>	<b>1,420</b>	<b>\$14.88</b>	<b>\$21.66</b>	<b>\$19.32</b>	<b>\$25.04</b>
First-Line Supervisors of Office and Administrative Support Workers	43-1011	90	\$20.53	\$30.47	\$25.34	\$35.44
Bookkeeping, Accounting, and Auditing Clerks	43-3031	130	\$13.94	\$20.43	\$19.43	\$23.67
Customer Service Representatives	43-4051	160	\$13.52	\$19.87	\$17.76	\$23.06
Receptionists and Information Clerks	43-4171	80	\$11.22	\$15.64	\$15.09	\$17.84
Postal Service Mail Carriers	43-5052	40	\$20.16	\$26.50	\$24.47	\$29.68
Production, Planning, and Expediting Clerks	43-5061	50	\$22.52	\$28.22	\$24.43	\$31.07
Shipping, Receiving, and Inventory Clerks	43-5071	110	\$16.57	\$19.85	\$19.18	\$21.49
Medical Secretaries and Administrative Assistants	43-6013	40	\$17.00	\$22.40	\$23.33	\$25.10
Secretaries and Administrative Assistants, Except Legal, Medical, and Executive	43-6014	170	\$15.58	\$20.54	\$19.18	\$23.01
Office Clerks, General	43-9061	290	\$15.18	\$21.34	\$19.18	\$24.43
<b>Construction and Extraction Occupations</b>	<b>47-0000</b>	<b>870</b>	<b>\$17.79</b>	<b>\$25.09</b>	<b>\$23.78</b>	<b>\$28.74</b>
First-Line Supervisors of Construction Trades and Extraction Workers	47-1011	120	\$25.63	\$35.63	\$32.01	\$40.62
Carpenters	47-2031	100	\$18.73	\$24.62	\$24.06	\$27.56
Cement Masons and Concrete Finishers	47-2051	80	\$18.60	\$23.13	\$22.82	\$25.39
Construction Laborers	47-2061	180	\$17.66	\$21.64	\$19.91	\$23.63
Operating Engineers and Other Construction Equipment Operators	47-2073	50	\$18.70	\$24.71	\$23.87	\$27.71
Electricians	47-2111	60	\$19.48	\$27.57	\$30.17	\$31.62
Painters, Construction and Maintenance	47-2141	30	\$16.53	\$21.15	\$19.05	\$23.47
Plumbers, Pipefitters, and Steamfitters	47-2152	50	\$19.93	\$26.63	\$24.08	\$29.97
Roofers	47-2181	30	\$18.27	\$22.14	\$23.43	\$24.08
Highway Maintenance Workers	47-4051	40	\$18.39	\$21.41	\$23.36	\$22.93
<b>Installation, Maintenance, and Repair Occupations</b>	<b>49-0000</b>	<b>390</b>	<b>\$17.97</b>	<b>\$27.31</b>	<b>\$24.16</b>	<b>\$31.98</b>
Bus and Truck Mechanics and Diesel Engine Specialists	49-3031	30	\$19.75	\$27.23	\$24.36	\$30.96
Industrial Machinery Mechanics	49-9041	80	\$20.56	\$29.09	\$30.48	\$33.35
Maintenance and Repair Workers, General	49-9071	130	\$17.25	\$24.66	\$23.74	\$28.37
<b>Production Occupations</b>	<b>51-0000</b>	<b>1,710</b>	<b>\$15.31</b>	<b>\$21.23</b>	<b>\$19.09</b>	<b>\$24.19</b>
First-Line Supervisors of Production and Operating Workers	51-1011	90	\$23.62	\$36.19	\$36.01	\$42.48

\* Some occupations, such as teachers, have a nonstandard workweek and are not paid by the hour. For these occupations, annual salaries are displayed instead of hourly wage. May 2021 occupational wages were updated to June 2022 using Employment Cost Index (ECI) factors.

<b>PETERBOROUGH AREA</b>			<b>JUNE 2022</b>			
			<b>Occupational Employment &amp; Wages</b>	<b>SOC Code</b>	<b>May 2021 Estimated Employment</b>	<b>Entry Level Wage *</b>
Miscellaneous Assemblers and Fabricators	51-2090	NP	\$15.15	\$18.72	\$19.09	\$20.51
Grinding, Lapping, Polishing, and Buffing Machine Tool Setters, Operators, and Tenders, Metal and Plastic	51-4033	NP	\$18.89	\$21.45	\$19.09	\$22.72
Machinists	51-4041	NP	\$21.80	\$26.09	\$24.33	\$28.23
Multiple Machine Tool Setters, Operators, and Tenders, Metal and Plastic	51-4081	100	\$14.17	\$15.96	\$15.44	\$16.84
Chemical Equipment Operators and Tenders	51-9011	40	\$15.52	\$24.89	\$24.50	\$29.57
Inspectors, Testers, Sorters, Samplers, and Weighers	51-9061	160	\$17.56	\$22.71	\$24.07	\$25.29
Computer Numerically Controlled Tool Operators	51-9161	NP	\$15.32	\$18.14	\$19.24	\$19.55
Paper Goods Machine Setters, Operators, and Tenders	51-9196	NP	\$19.37	\$25.17	\$24.22	\$28.07
<b>Transportation and Material Moving Occupations</b>	<b>53-0000</b>	<b>750</b>	<b>\$11.41</b>	<b>\$17.61</b>	<b>\$15.53</b>	<b>\$20.72</b>
Heavy and Tractor-Trailer Truck Drivers	53-3032	100	\$18.93	\$24.17	\$24.44	\$26.81
Light Truck Drivers	53-3033	50	\$11.84	\$19.44	\$19.45	\$23.24
Laborers and Freight, Stock, and Material Movers, Hand	53-7062	70	\$14.70	\$18.38	\$18.58	\$20.23
Packers and Packagers, Hand	53-7064	90	\$9.73	\$10.93	\$9.78	\$11.52
Stockers and Order Fillers	53-7065	250	\$12.03	\$14.59	\$12.62	\$15.87
Refuse and Recyclable Material Collectors	53-7081	30	\$14.11	\$18.30	\$18.55	\$20.38

\* Some occupations, such as teachers, have a nonstandard workweek and are not paid by the hour. For these occupations, annual salaries are displayed instead of hourly wage. May 2021 occupational wages were updated to June 2022 using Employment Cost Index (ECI) factors.

Occupational Employment & Wages	SOC Code	May 2021 Estimated Employment	JUNE 2022			
			Entry Level Wage *	Mean (Average) Wage *	Median Wage *	Experienced Wage *
<b>Total all occupations</b>	<b>00-0000</b>	<b>12,700</b>	<b>\$12.95</b>	<b>\$24.65</b>	<b>\$19.27</b>	<b>\$30.49</b>
<b>Management Occupations</b>	<b>11-0000</b>	<b>730</b>	<b>\$24.96</b>	<b>\$46.25</b>	<b>\$39.02</b>	<b>\$56.90</b>
General and Operations Managers	11-1021	300	\$24.65	\$46.49	\$38.70	\$57.40
Financial Managers	11-3031	50	\$32.56	\$52.48	\$48.96	\$62.45
Education Administrators, Kindergarten through Secondary	11-9032	50	\$59,151	\$88,054	\$83,010	\$102,504
Food Service Managers	11-9051	30	\$23.45	\$37.51	\$30.21	\$44.54
Lodging Managers	11-9081	30	\$17.59	\$28.99	\$30.05	\$34.70
Social and Community Service Managers	11-9151	40	\$23.60	\$34.15	\$30.22	\$39.42
<b>Business and Financial Operations Occupations</b>	<b>13-0000</b>	<b>370</b>	<b>\$21.15</b>	<b>\$32.41</b>	<b>\$30.58</b>	<b>\$38.03</b>
Human Resources Specialists	13-1071	50	\$21.66	\$29.32	\$30.26	\$33.14
Project Management Specialists	13-1082	50	\$27.23	\$40.41	\$40.09	\$47.01
Market Research Analysts and Marketing Specialists	13-1161	40	\$20.32	\$30.42	\$28.13	\$35.47
Accountants and Auditors	13-2011	60	\$24.25	\$32.68	\$31.46	\$36.89
<b>Computer and Mathematical Occupations</b>	<b>15-0000</b>	<b>180</b>	<b>\$25.76</b>	<b>\$39.78</b>	<b>\$37.53</b>	<b>\$46.79</b>
Computer Systems Analysts	15-1211	30	\$25.53	\$42.31	\$31.77	\$50.71
Computer User Support Specialists	15-1232	40	\$18.57	\$27.13	\$24.91	\$31.41
Software Developers	15-1252	40	\$33.96	\$51.02	\$49.93	\$59.55
<b>Architecture and Engineering Occupations</b>	<b>17-0000</b>	<b>100</b>	<b>\$22.72</b>	<b>\$35.95</b>	<b>\$37.33</b>	<b>\$42.56</b>
Industrial Engineers	17-2112	30	\$29.13	\$38.06	\$39.00	\$42.52
<b>Life, Physical, and Social Science Occupations</b>	<b>19-0000</b>	<b>100</b>	<b>\$16.60</b>	<b>\$29.49</b>	<b>\$29.81</b>	<b>\$35.94</b>
Forest and Conservation Technicians	19-4071	30	\$14.44	\$19.14	\$17.74	\$21.49
<b>Community and Social Service Occupations</b>	<b>21-0000</b>	<b>260</b>	<b>\$17.66</b>	<b>\$25.17</b>	<b>\$24.50</b>	<b>\$28.93</b>
Educational, Guidance, and Career Counselors and Advisors	21-1012	30	\$23.79	\$29.92	\$30.21	\$32.99
Substance abuse, behavioral disorder, and mental health counselors	21-1018	70	\$17.85	\$23.41	\$23.46	\$26.19
Child, Family, and School Social Workers	21-1021	30	\$21.69	\$27.48	\$26.12	\$30.37
Social and Human Service Assistants	21-1093	40	\$15.33	\$18.52	\$18.75	\$20.12
<b>Educational Instruction and Library Occupations</b>	<b>25-0000</b>	<b>1,370</b>	<b>\$16.73</b>	<b>\$32.28</b>	<b>\$30.03</b>	<b>\$40.04</b>
Art, Drama, and Music Teachers, Postsecondary	25-1121	80	\$41,939	\$76,330	\$66,880	\$93,525
Preschool Teachers, Except Special Education	25-2011	30	\$14.13	\$16.71	\$15.43	\$18.00
Elementary School Teachers, Except Special Education	25-2021	200	\$47,653	\$63,878	\$64,895	\$71,991
Middle School Teachers, Except Special and Career/Technical Education	25-2022	100	\$45,228	\$60,088	\$62,836	\$67,518
Self-Enrichment Teachers	25-3021	40	\$12.15	\$20.74	\$19.48	\$25.04
Tutors	25-3041	30	\$13.95	\$17.99	\$18.58	\$20.02
Librarians and Media Collections Specialists	25-4022	40	\$18.50	\$30.15	\$30.21	\$35.98
Teaching Assistants, Except Postsecondary	25-9045	240	\$28,081	\$35,780	\$37,592	\$39,631

\* Some occupations, such as teachers, have a nonstandard workweek and are not paid by the hour. For these occupations, annual salaries are displayed instead of hourly wage. May 2021 occupational wages were updated to June 2022 using Employment Cost Index (ECI) factors.

Occupational Employment & Wages	SOC Code	May 2021 Estimated Employment	JUNE 2022			
			Entry Level Wage *	Mean (Average) Wage *	Median Wage *	Experienced Wage *
<b>Arts, Design, Entertainment, Sports, and Media Occupations</b>	<b>27-0000</b>	<b>190</b>	<b>\$10.46</b>	<b>\$21.32</b>	<b>\$19.39</b>	<b>\$26.76</b>
Coaches and Scouts	27-2022	100	\$19,381	\$30,379	\$25,359	\$35,879
Public Relations Specialists	27-3031	30	\$20.12	\$27.85	\$25.32	\$31.72
<b>Healthcare Practitioners and Technical Occupations</b>	<b>29-0000</b>	<b>580</b>	<b>\$20.88</b>	<b>\$49.68</b>	<b>\$37.56</b>	<b>\$64.09</b>
Registered Nurses	29-1141	150	\$28.96	\$35.88	\$36.88	\$39.33
Emergency Medical Technicians	29-2042	30	\$14.55	\$16.77	\$14.85	\$17.88
Pharmacy Technicians	29-2052	30	\$14.71	\$18.45	\$18.44	\$20.32
<b>Healthcare Support Occupations</b>	<b>31-0000</b>	<b>360</b>	<b>\$13.62</b>	<b>\$17.57</b>	<b>\$15.27</b>	<b>\$19.55</b>
Home Health and Personal Care Aides	31-1120	220	\$12.88	\$15.20	\$15.07	\$16.36
Nursing Assistants	31-1131	40	\$14.94	\$17.24	\$15.77	\$18.38
Medical Assistants	31-9092	40	\$17.81	\$20.43	\$19.93	\$21.74
<b>Protective Service Occupations</b>	<b>33-0000</b>	<b>370</b>	<b>\$16.28</b>	<b>\$26.27</b>	<b>\$26.15</b>	<b>\$31.27</b>
First-Line Supervisors of Police and Detectives	33-1012	30	\$31.72	\$39.08	\$40.72	\$42.76
Firefighters	33-2011	70	\$15.42	\$18.54	\$16.56	\$20.11
Police and Sheriff's Patrol Officers	33-3051	110	\$24.91	\$30.64	\$29.99	\$33.51
Security Guards	33-9032	30	\$10.00	\$13.06	\$12.01	\$14.59
<b>Food Preparation and Serving Related Occupations</b>	<b>35-0000</b>	<b>1,690</b>	<b>\$10.45</b>	<b>\$15.90</b>	<b>\$14.95</b>	<b>\$18.62</b>
Chefs and Head Cooks	35-1011	30	\$20.69	\$29.33	\$25.81	\$33.65
First-Line Supervisors of Food Preparation and Serving Workers	35-1012	170	\$15.13	\$22.25	\$20.14	\$25.81
Cooks, Institution and Cafeteria	35-2012	40	\$15.16	\$20.34	\$18.79	\$22.93
Cooks, Restaurant	35-2014	240	\$14.46	\$18.15	\$18.79	\$19.99
Food Preparation Workers	35-2021	150	\$12.43	\$15.48	\$15.60	\$17.00
Bartenders	35-3011	100	\$9.48	\$16.63	\$11.78	\$20.20
Fast Food and Counter Workers	35-3023	350	\$10.60	\$12.71	\$11.90	\$13.76
Waiters and Waitresses	35-3031	300	\$9.43	\$15.35	\$11.47	\$18.32
Dining Room and Cafeteria Attendants and Bartender Helpers	35-9011	50	\$9.08	\$11.79	\$9.80	\$13.14
Dishwashers	35-9021	80	\$10.45	\$13.01	\$12.53	\$14.29
Hosts and Hostesses, Restaurant, Lounge, and Coffee Shop	35-9031	80	\$9.27	\$12.15	\$11.90	\$13.58
<b>Building and Grounds Cleaning and Maintenance Occupations</b>	<b>37-0000</b>	<b>700</b>	<b>\$13.41</b>	<b>\$17.49</b>	<b>\$16.03</b>	<b>\$19.54</b>
First-Line Supervisors of Landscaping, Lawn Service, and Groundskeeping Workers	37-1012	40	\$17.25	\$25.49	\$25.43	\$29.60
Janitors and Cleaners, Except Maids and Housekeeping Cleaners	37-2011	200	\$13.00	\$16.41	\$16.03	\$18.11
Maids and Housekeeping Cleaners	37-2012	130	\$12.51	\$15.19	\$15.08	\$16.52
Landscaping and Groundskeeping Workers	37-3011	300	\$14.22	\$17.91	\$16.06	\$19.76

\* Some occupations, such as teachers, have a nonstandard workweek and are not paid by the hour. For these occupations, annual salaries are displayed instead of hourly wage. May 2021 occupational wages were updated to June 2022 using Employment Cost Index (ECI) factors.

PLYMOUTH AREA Occupational Employment & Wages	SOC Code	May 2021 Estimated Employment	JUNE 2022			
			Entry Level Wage *	Mean (Average) Wage *	Median Wage *	Experienced Wage *
<b>Personal Care and Service Occupations</b>	<b>39-0000</b>	<b>310</b>	<b>\$10.85</b>	<b>\$16.73</b>	<b>\$15.53</b>	<b>\$19.67</b>
First-Line Supervisors of Entertainment and Recreation Workers, Except Gambling Services	39-1014	30	\$17.51	\$23.40	\$22.09	\$26.36
Amusement and Recreation Attendants	39-3091	60	\$9.35	\$12.64	\$11.92	\$14.29
Childcare Workers	39-9011	30	\$9.82	\$13.40	\$14.47	\$15.18
Recreation Workers	39-9032	70	\$10.70	\$15.31	\$15.42	\$17.62
<b>Sales and Related Occupations</b>	<b>41-0000</b>	<b>1,080</b>	<b>\$11.35</b>	<b>\$18.27</b>	<b>\$14.76</b>	<b>\$21.73</b>
First-Line Supervisors of Retail Sales Workers	41-1011	160	\$15.73	\$23.28	\$20.60	\$27.06
Cashiers	41-2011	460	\$11.08	\$13.07	\$12.23	\$14.06
Counter and Rental Clerks	41-2021	30	\$12.66	\$17.80	\$15.02	\$20.37
Retail Salespersons	41-2031	280	\$11.47	\$16.14	\$14.78	\$18.47
Sales Representatives of Services, Except Advertising, Insurance, Financial Services, and Travel	41-3091	60	\$11.33	\$25.94	\$22.76	\$33.24
Sales Representatives, Wholesale and Manufacturing, Except Technical and Scientific Products	41-4012	30	\$17.94	\$33.92	\$31.49	\$41.91
<b>Office and Administrative Support Occupations</b>	<b>43-0000</b>	<b>1,620</b>	<b>\$14.11</b>	<b>\$20.65</b>	<b>\$19.18</b>	<b>\$23.92</b>
First-Line Supervisors of Office and Administrative Support Workers	43-1011	130	\$19.29	\$28.15	\$24.58	\$32.59
Bookkeeping, Accounting, and Auditing Clerks	43-3031	170	\$14.37	\$20.47	\$19.61	\$23.52
Tellers	43-3071	30	\$14.69	\$17.04	\$15.22	\$18.21
Customer Service Representatives	43-4051	120	\$12.10	\$18.05	\$15.31	\$21.04
Eligibility Interviewers, Government Programs	43-4061	60	\$17.86	\$22.16	\$22.41	\$24.30
Hotel, Motel, and Resort Desk Clerks	43-4081	100	\$13.17	\$15.55	\$14.79	\$16.73
Interviewers, Except Eligibility and Loan	43-4111	40	\$17.09	\$22.44	\$19.46	\$25.11
Receptionists and Information Clerks	43-4171	50	\$11.04	\$15.39	\$14.89	\$17.57
Public Safety Telecommunicators	43-5031	40	\$20.01	\$24.26	\$24.19	\$26.39
Postal Service Mail Carriers	43-5052	30	\$20.86	\$29.00	\$28.29	\$33.07
Shipping, Receiving, and Inventory Clerks	43-5071	60	\$13.25	\$18.76	\$18.49	\$21.52
Executive Secretaries and Executive Administrative Assistants	43-6011	30	\$20.54	\$25.11	\$24.06	\$27.38
Medical Secretaries and Administrative Assistants	43-6013	60	\$15.11	\$18.85	\$18.68	\$20.72
Secretaries and Administrative Assistants, Except Legal, Medical, and Executive	43-6014	240	\$14.81	\$19.75	\$19.21	\$22.21
Office Clerks, General	43-9061	230	\$13.78	\$20.06	\$19.18	\$23.20
<b>Farming, Fishing, and Forestry Occupations</b>	<b>45-0000</b>	<b>40</b>	<b>\$15.78</b>	<b>\$21.35</b>	<b>\$19.94</b>	<b>\$24.13</b>
<b>Construction and Extraction Occupations</b>	<b>47-0000</b>	<b>610</b>	<b>\$17.19</b>	<b>\$23.91</b>	<b>\$23.43</b>	<b>\$27.28</b>
First-Line Supervisors of Construction Trades and Extraction Workers	47-1011	120	\$23.54	\$30.42	\$27.12	\$33.86
Carpenters	47-2031	70	\$18.87	\$23.99	\$23.87	\$26.54
Construction Laborers	47-2061	70	\$16.84	\$20.01	\$18.91	\$21.60

\* Some occupations, such as teachers, have a nonstandard workweek and are not paid by the hour. For these occupations, annual salaries are displayed instead of hourly wage. May 2021 occupational wages were updated to June 2022 using Employment Cost Index (ECI) factors.

Occupational Employment & Wages	SOC Code	May 2021 Estimated Employment	JUNE 2022			
			Entry Level Wage *	Mean (Average) Wage *	Median Wage *	Experienced Wage *
Operating Engineers and Other Construction Equipment Operators	47-2073	40	\$18.04	\$23.39	\$23.49	\$26.07
Electricians	47-2111	50	\$21.09	\$26.76	\$24.39	\$29.60
Plumbers, Pipefitters, and Steamfitters	47-2152	30	\$19.22	\$26.42	\$24.61	\$30.03
Highway Maintenance Workers	47-4051	130	\$15.93	\$19.38	\$19.04	\$21.11
<b>Installation, Maintenance, and Repair Occupations</b>	<b>49-0000</b>	<b>500</b>	<b>\$16.31</b>	<b>\$23.64</b>	<b>\$23.51</b>	<b>\$27.30</b>
First-Line Supervisors of Mechanics, Installers, and Repairers	49-1011	60	\$22.79	\$30.32	\$26.17	\$34.09
Automotive Service Technicians and Mechanics	49-3023	50	\$17.68	\$22.94	\$22.43	\$25.56
Heating, Air Conditioning, and Refrigeration Mechanics and Installers	49-9021	30	\$22.79	\$28.95	\$30.25	\$32.02
Industrial Machinery Mechanics	49-9041	40	\$21.06	\$25.87	\$23.95	\$28.28
Maintenance and Repair Workers, General	49-9071	210	\$15.04	\$20.46	\$18.93	\$23.17
<b>Production Occupations</b>	<b>51-0000</b>	<b>760</b>	<b>\$15.62</b>	<b>\$20.72</b>	<b>\$18.99</b>	<b>\$23.27</b>
First-Line Supervisors of Production and Operating Workers	51-1011	60	\$21.38	\$33.29	\$30.50	\$39.23
Electrical, electronic, and electromechanical assemblers, except coil winders, tapers, and finishers	51-2028	NP	\$13.82	\$15.89	\$15.20	\$16.94
Cutting, Punching, and Press Machine Setters, Operators, and Tenders, Metal and Plastic	51-4031	NP	\$17.12	\$20.69	\$18.45	\$22.47
Sawing Machine Setters, Operators, and Tenders, Wood	51-7041	30	\$13.91	\$16.60	\$15.32	\$17.94
Inspectors, Testers, Sorters, Samplers, and Weighers	51-9061	40	\$15.85	\$19.16	\$18.45	\$20.80
<b>Transportation and Material Moving Occupations</b>	<b>53-0000</b>	<b>750</b>	<b>\$11.49</b>	<b>\$16.89</b>	<b>\$15.38</b>	<b>\$19.58</b>
First-Line Supervisors of Transportation and Material-Moving Workers, Except Aircraft Cargo Handling Supervisors	53-1047	40	\$19.10	\$24.98	\$24.36	\$27.91
Heavy and Tractor-Trailer Truck Drivers	53-3032	110	\$19.22	\$23.85	\$24.61	\$26.17
Light Truck Drivers	53-3033	40	\$11.15	\$17.21	\$16.93	\$20.23
Laborers and Freight, Stock, and Material Movers, Hand	53-7062	40	\$14.21	\$18.30	\$15.42	\$20.35
Packers and Packagers, Hand	53-7064	90	\$11.41	\$12.17	\$11.76	\$12.54
Stockers and Order Fillers	53-7065	270	\$11.60	\$14.34	\$12.62	\$15.71
Refuse and Recyclable Material Collectors	53-7081	30	\$13.93	\$17.40	\$18.55	\$19.12

\* Some occupations, such as teachers, have a nonstandard workweek and are not paid by the hour. For these occupations, annual salaries are displayed instead of hourly wage. May 2021 occupational wages were updated to June 2022 using Employment Cost Index (ECI) factors.

PORTSMOUTH AREA Occupational Employment & Wages	SOC Code	May 2021 Estimated Employment	JUNE 2022			
			Entry Level Wage *	Mean (Average) Wage *	Median Wage *	Experienced Wage *
<b>Total all occupations</b>	<b>00-0000</b>	<b>70,950</b>	<b>\$14.67</b>	<b>\$31.76</b>	<b>\$24.30</b>	<b>\$40.30</b>
<b>Management Occupations</b>	<b>11-0000</b>	<b>5,280</b>	<b>\$34.54</b>	<b>\$67.07</b>	<b>\$61.87</b>	<b>\$83.34</b>
Chief Executives	11-1011	60	\$49.87	\$128.15	#	\$167.28
General and Operations Managers	11-1021	1,840	\$30.52	\$66.16	\$54.57	\$83.98
Advertising and Promotions Managers	11-2011	30	\$18.85	\$52.42	\$55.58	\$69.20
Marketing Managers	11-2021	280	\$44.78	\$72.61	\$64.52	\$86.52
Sales Managers	11-2022	240	\$50.17	\$88.53	\$82.46	\$107.71
Public Relations Managers	11-2032	50	\$40.13	\$71.35	\$64.01	\$86.97
Administrative Services Managers	11-3012	70	\$39.67	\$60.50	\$58.02	\$70.92
Facilities Managers	11-3013	60	\$37.71	\$54.82	\$50.92	\$63.38
Computer and Information Systems Managers	11-3021	440	\$53.21	\$74.63	\$70.03	\$85.33
Financial Managers	11-3031	620	\$44.95	\$74.74	\$64.53	\$89.63
Industrial Production Managers	11-3051	90	\$43.02	\$66.30	\$64.13	\$77.95
Purchasing Managers	11-3061	60	\$50.34	\$78.10	\$81.92	\$91.99
Transportation, Storage, and Distribution Managers	11-3071	50	\$35.23	\$57.92	\$50.16	\$69.26
Human Resources Managers	11-3121	100	\$44.80	\$75.82	\$66.30	\$91.34
Training and Development Managers	11-3131	40	\$48.12	\$63.40	\$64.01	\$71.04
Construction Managers	11-9021	80	\$41.77	\$59.90	\$60.28	\$68.95
Education and Childcare Administrators, Preschool and Daycare	11-9031	40	\$18.58	\$28.57	\$23.73	\$33.56
Education Administrators, Kindergarten through Secondary	11-9032	140	\$76,149	\$106,219	\$102,971	\$121,255
Architectural and Engineering Managers	11-9041	170	\$57.24	\$76.18	\$76.45	\$85.65
Food Service Managers	11-9051	130	\$24.64	\$35.61	\$32.41	\$41.10
Lodging Managers	11-9081	30	\$24.81	\$35.47	\$33.10	\$40.80
Medical and Health Services Managers	11-9111	230	\$36.16	\$61.15	\$51.56	\$73.64
Property, Real Estate, and Community Association Managers	11-9141	100	\$19.87	\$35.73	\$31.35	\$43.64
Social and Community Service Managers	11-9151	60	\$24.84	\$36.54	\$38.09	\$42.40
Managers, All Other	11-9199	130	\$43.52	\$69.92	\$67.13	\$83.11
<b>Business and Financial Operations Occupations</b>	<b>13-0000</b>	<b>5,620</b>	<b>\$25.57</b>	<b>\$42.32</b>	<b>\$39.30</b>	<b>\$50.69</b>
Buyers and Purchasing Agents	13-1020	240	\$27.05	\$39.26	\$38.28	\$45.36
Claims Adjusters, Examiners, and Investigators	13-1031	150	\$27.17	\$40.49	\$38.04	\$47.15
Compliance Officers	13-1041	500	\$34.09	\$43.34	\$43.49	\$47.97
Cost Estimators	13-1051	80	\$19.25	\$33.11	\$25.95	\$40.04
Human Resources Specialists	13-1071	460	\$23.47	\$40.15	\$33.32	\$48.49
Logisticians	13-1081	140	\$27.33	\$40.51	\$39.14	\$47.11
Project Management Specialists	13-1082	530	\$31.10	\$46.82	\$42.31	\$54.67
Management Analysts	13-1111	590	\$29.04	\$49.61	\$42.66	\$59.90
Meeting, Convention, and Event Planners	13-1121	70	\$17.55	\$29.12	\$30.69	\$34.91
Fundraisers	13-1131	70	\$21.59	\$32.92	\$30.69	\$38.60
Compensation, Benefits, and Job Analysis Specialists	13-1141	30	\$24.23	\$33.09	\$31.95	\$37.52
Training and Development Specialists	13-1151	260	\$20.62	\$35.78	\$31.95	\$43.36

\* Some occupations, such as teachers, have a nonstandard workweek and are not paid by the hour. For these occupations, annual salaries are displayed instead of hourly wage. May 2021 occupational wages were updated to June 2022 using Employment Cost Index (ECI) factors.



PORTSMOUTH AREA Occupational Employment & Wages	SOC Code	May 2021 Estimated Employment	JUNE 2022			
			Entry Level Wage *	Mean (Average) Wage *	Median Wage *	Experienced Wage *
Market Research Analysts and Marketing Specialists	13-1161	630	\$22.50	\$37.27	\$33.26	\$44.64
Business Operations Specialists, All Other	13-1199	270	\$23.35	\$43.10	\$37.45	\$52.97
Accountants and Auditors	13-2011	750	\$27.58	\$39.71	\$38.49	\$45.77
Credit Analysts	13-2041	40	\$28.97	\$42.24	\$40.98	\$48.87
Financial and Investment Analysts	13-2051	130	\$30.05	\$46.22	\$43.47	\$54.31
Personal Financial Advisors	13-2052	160	\$27.05	\$58.01	\$43.71	\$73.50
Insurance Underwriters	13-2053	120	\$26.90	\$44.79	\$40.23	\$53.73
Financial Risk Specialists	13-2054	30	\$26.98	\$39.02	\$37.79	\$45.03
Loan Officers	13-2072	250	\$25.25	\$50.64	\$42.06	\$63.34
Tax Examiners and Collectors, and Revenue Agents	13-2081	40	\$22.70	\$37.95	\$31.95	\$45.57
Tax Preparers	13-2082	50	\$15.25	\$32.58	\$25.18	\$41.25
Financial Specialists, All Other	13-2099	30	\$28.03	\$38.96	\$37.18	\$44.43
<b>Computer and Mathematical Occupations</b>	<b>15-0000</b>	<b>2,660</b>	<b>\$29.21</b>	<b>\$47.44</b>	<b>\$46.52</b>	<b>\$56.56</b>
Computer Systems Analysts	15-1211	270	\$34.90	\$53.69	\$51.52	\$63.09
Information Security Analysts	15-1212	70	\$37.25	\$55.29	\$52.56	\$64.30
Computer Network Support Specialists	15-1231	150	\$25.00	\$36.31	\$37.36	\$41.96
Computer User Support Specialists	15-1232	360	\$20.91	\$30.88	\$30.80	\$35.88
Computer Network Architects	15-1241	50	\$43.24	\$60.49	\$58.73	\$69.12
Database Administrators	15-1242	30	\$25.86	\$43.79	\$40.45	\$52.76
Network and Computer Systems Administrators	15-1244	310	\$33.74	\$45.81	\$41.56	\$51.85
Computer Programmers	15-1251	80	\$23.83	\$37.61	\$40.26	\$44.51
Software Developers	15-1252	860	\$38.87	\$56.62	\$51.84	\$65.49
Software Quality Assurance Analysts and Testers	15-1253	170	\$24.72	\$41.54	\$40.34	\$49.95
Web Developers	15-1254	40	\$25.91	\$39.78	\$40.20	\$46.71
Web and Digital Interface Designers	15-1255	50	\$27.42	\$43.28	\$39.12	\$51.20
Computer Occupations, All Other	15-1299	110	\$30.01	\$45.36	\$40.37	\$53.04
Operations Research Analysts	15-2031	30	\$34.01	\$46.57	\$46.51	\$52.85
Data Scientists	15-2051	50	\$30.89	\$46.89	\$43.09	\$54.88
<b>Architecture and Engineering Occupations</b>	<b>17-0000</b>	<b>1,580</b>	<b>\$27.92</b>	<b>\$44.54</b>	<b>\$40.32</b>	<b>\$52.85</b>
Architects, Except Landscape and Naval	17-1011	40	\$31.87	\$50.34	\$40.77	\$59.57
Surveyors	17-1022	30	\$27.57	\$35.83	\$37.61	\$39.97
Civil Engineers	17-2051	300	\$31.49	\$45.11	\$40.67	\$51.92
Computer Hardware Engineers	17-2061	40	\$46.55	\$64.53	\$62.08	\$73.52
Electrical Engineers	17-2071	110	\$39.39	\$56.43	\$52.15	\$64.95
Environmental Engineers	17-2081	60	\$30.94	\$49.44	\$42.24	\$58.68
Industrial Engineers	17-2112	210	\$35.41	\$48.89	\$48.09	\$55.62
Mechanical Engineers	17-2141	250	\$34.32	\$48.51	\$50.13	\$55.59
Engineers, All Other	17-2199	50	\$35.18	\$51.32	\$50.13	\$59.40
Architectural and Civil Drafters	17-3011	120	\$21.27	\$29.01	\$29.85	\$32.87
Electrical and Electronic Engineering Technologists and Technicians	17-3023	60	\$24.02	\$34.76	\$32.43	\$40.13

\* Some occupations, such as teachers, have a nonstandard workweek and are not paid by the hour. For these occupations, annual salaries are displayed instead of hourly wage. May 2021 occupational wages were updated to June 2022 using Employment Cost Index (ECI) factors.

PORTSMOUTH AREA Occupational Employment & Wages	SOC Code	May 2021 Estimated Employment	JUNE 2022			
			Entry Level Wage *	Mean (Average) Wage *	Median Wage *	Experienced Wage *
Industrial Engineering Technologists and Technicians	17-3026	60	\$22.92	\$31.32	\$31.21	\$35.53
Surveying and Mapping Technicians	17-3031	50	\$21.02	\$26.69	\$24.90	\$29.52
<b>Life, Physical, and Social Science Occupations</b>	<b>19-0000</b>	<b>520</b>	<b>\$23.50</b>	<b>\$43.07</b>	<b>\$39.64</b>	<b>\$52.85</b>
Chemists	19-2031	70	\$49.89	\$52.61	\$51.13	\$53.97
Environmental Scientists and Specialists, Including Health	19-2041	40	\$27.59	\$41.56	\$39.97	\$48.54
Chemical Technicians	19-4031	30	\$23.45	\$34.52	\$31.62	\$40.04
Occupational Health and Safety Specialists	19-5011	70	\$31.56	\$45.75	\$45.09	\$52.83
<b>Community and Social Service Occupations</b>	<b>21-0000</b>	<b>690</b>	<b>\$18.61</b>	<b>\$28.81</b>	<b>\$26.78</b>	<b>\$33.92</b>
Educational, Guidance, and Career Counselors and Advisors	21-1012	100	\$24.67	\$35.75	\$31.92	\$41.29
Substance abuse, behavioral disorder, and mental health counselors	21-1018	150	\$16.82	\$27.66	\$26.06	\$33.08
Child, Family, and School Social Workers	21-1021	60	\$19.42	\$26.99	\$24.40	\$30.78
Healthcare Social Workers	21-1022	50	\$28.61	\$35.68	\$37.01	\$39.20
Mental Health and Substance Abuse Social Workers	21-1023	NP	\$29.24	\$31.30	\$30.94	\$32.33
Social and Human Service Assistants	21-1093	140	\$17.02	\$20.41	\$19.48	\$22.10
Community and Social Service Specialists, All Other	21-1099	50	\$17.93	\$24.97	\$24.64	\$28.50
<b>Legal Occupations</b>	<b>23-0000</b>	<b>370</b>	<b>\$26.10</b>	<b>\$55.15</b>	<b>\$39.28</b>	<b>\$69.68</b>
Lawyers	23-1011	210	\$35.21	\$72.48	\$52.45	\$91.10
Paralegals and Legal Assistants	23-2011	130	\$23.51	\$31.70	\$30.49	\$35.80
<b>Educational Instruction and Library Occupations</b>	<b>25-0000</b>	<b>3,220</b>	<b>\$15.90</b>	<b>\$27.69</b>	<b>\$25.00</b>	<b>\$33.60</b>
Preschool Teachers, Except Special Education	25-2011	250	\$14.14	\$16.80	\$14.86	\$18.13
Kindergarten Teachers, Except Special Education	25-2012	50	\$45,312	\$67,176	\$66,788	\$78,108
Elementary School Teachers, Except Special Education	25-2021	410	\$50,564	\$67,731	\$64,700	\$76,314
Middle School Teachers, Except Special and Career/Technical Education	25-2022	270	\$51,255	\$69,824	\$67,166	\$79,110
Secondary School Teachers, Except Special and Career/Technical Education	25-2031	610	\$53,867	\$73,957	\$76,900	\$84,004
Special Education Teachers, Kindergarten and Elementary School	25-2052	90	\$52,353	\$69,857	\$66,633	\$78,608
Special Education Teachers, Middle School	25-2057	30	\$53,304	\$68,623	\$65,594	\$76,283
Special Education Teachers, Secondary School	25-2058	60	\$53,360	\$70,305	\$66,633	\$78,777
Self-Enrichment Teachers	25-3021	190	\$17.60	\$30.49	\$29.60	\$36.92
Substitute Teachers, Short-Term	25-3031	130	\$12.71	\$15.98	\$14.65	\$17.61
Tutors	25-3041	60	\$17.09	\$21.99	\$23.27	\$24.44
Librarians and Media Collections Specialists	25-4022	90	\$23.18	\$32.22	\$31.53	\$36.75
Library Technicians	25-4031	40	\$10.66	\$18.50	\$18.81	\$22.42
Instructional Coordinators	25-9031	40	\$23.31	\$33.63	\$30.92	\$38.79
Teaching Assistants, Except Postsecondary	25-9045	710	\$26,644	\$37,215	\$38,525	\$42,502

\* Some occupations, such as teachers, have a nonstandard workweek and are not paid by the hour. For these occupations, annual salaries are displayed instead of hourly wage. May 2021 occupational wages were updated to June 2022 using Employment Cost Index (ECI) factors.

PORTSMOUTH AREA Occupational Employment & Wages	SOC Code	May 2021 Estimated Employment	JUNE 2022			
			Entry Level Wage *	Mean (Average) Wage *	Median Wage *	Experienced Wage *
<b>Arts, Design, Entertainment, Sports, and Media Occupations</b>	<b>27-0000</b>	<b>930</b>	<b>\$18.20</b>	<b>\$32.46</b>	<b>\$30.41</b>	<b>\$39.60</b>
Art Directors	27-1011	30	\$35.72	\$50.85	\$50.20	\$58.43
Commercial and Industrial Designers	27-1021	30	\$22.05	\$36.20	\$31.86	\$43.28
Fashion Designers	27-1022	80	\$33.96	\$49.79	\$49.83	\$57.70
Graphic Designers	27-1024	120	\$20.81	\$29.08	\$28.09	\$33.23
Merchandise Displayers and Window Trimmers	27-1026	60	\$14.39	\$20.14	\$18.90	\$23.00
Producers and Directors	27-2012	50	\$16.54	\$36.15	\$31.37	\$45.97
Coaches and Scouts	27-2022	40	\$23,856	\$48,190	\$44,634	\$60,356
Public Relations Specialists	27-3031	120	\$21.92	\$37.13	\$38.86	\$44.74
Editors	27-3041	80	\$20.22	\$29.24	\$25.67	\$33.75
Technical Writers	27-3042	30	\$27.40	\$38.28	\$32.56	\$43.72
Writers and Authors	27-3043	70	\$18.91	\$33.46	\$30.49	\$40.73
Audio and Video Technicians	27-4011	40	\$20.49	\$25.10	\$24.55	\$27.40
<b>Healthcare Practitioners and Technical Occupations</b>	<b>29-0000</b>	<b>4,170</b>	<b>\$25.32</b>	<b>\$55.92</b>	<b>\$39.41</b>	<b>\$71.22</b>
Dentists, General	29-1021	60	\$41.82	\$113.82	#	#
Dietitians and Nutritionists	29-1031	30	\$25.66	\$36.07	\$39.05	\$41.27
Pharmacists	29-1051	90	\$46.38	\$64.16	\$66.38	\$73.05
Physician Assistants	29-1071	120	\$55.11	\$86.76	\$68.30	\$102.59
Occupational Therapists	29-1122	110	\$32.34	\$42.67	\$40.75	\$47.84
Physical Therapists	29-1123	180	\$36.32	\$44.78	\$48.24	\$49.02
Respiratory Therapists	29-1126	40	\$29.33	\$35.75	\$39.05	\$38.96
Speech-Language Pathologists	29-1127	100	\$32.04	\$43.35	\$45.42	\$49.00
Veterinarians	29-1131	70	\$37.78	\$59.22	\$52.03	\$69.92
Registered Nurses	29-1141	1,280	\$30.04	\$40.23	\$39.28	\$45.32
Nurse Practitioners	29-1171	130	\$46.19	\$59.01	\$58.72	\$65.41
Family Medicine Physicians	29-1215	160	\$77.54	\$150.48	#	#
Physicians, All Other	29-1229	70	\$267,206	#	#	#
Surgeons, All Other	29-1249	50	#	#	#	#
Dental Hygienists	29-1292	160	\$37.47	\$42.70	\$40.76	\$45.32
Clinical Laboratory Technologists and Technicians	29-2010	50	\$26.79	\$34.90	\$36.23	\$38.95
Diagnostic Medical Sonographers	29-2032	40	\$34.38	\$42.88	\$40.58	\$47.13
Radiologic Technologists and Technicians	29-2034	110	\$27.47	\$42.19	\$39.05	\$49.54
Magnetic Resonance Imaging Technologists	29-2035	40	\$34.61	\$42.08	\$40.02	\$45.83
Emergency Medical Technicians	29-2042	70	\$14.74	\$25.18	\$18.67	\$30.40
Paramedics	29-2043	40	\$23.16	\$27.11	\$25.27	\$29.07
Pharmacy Technicians	29-2052	120	\$14.82	\$17.90	\$18.50	\$19.43
Surgical Technologists	29-2055	50	\$22.15	\$27.78	\$30.20	\$30.60
Veterinary Technologists and Technicians	29-2056	120	\$17.50	\$21.14	\$19.87	\$22.96
Licensed Practical and Licensed Vocational Nurses	29-2061	230	\$25.51	\$30.49	\$30.77	\$32.98
Medical Records Specialists	29-2072	80	\$16.81	\$22.44	\$20.13	\$25.25
Opticians, Dispensing	29-2081	40	\$16.59	\$22.60	\$19.15	\$25.60

\* Some occupations, such as teachers, have a nonstandard workweek and are not paid by the hour. For these occupations, annual salaries are displayed instead of hourly wage. May 2021 occupational wages were updated to June 2022 using Employment Cost Index (ECI) factors.

PORTSMOUTH AREA Occupational Employment & Wages	SOC Code	May 2021 Estimated Employment	JUNE 2022			
			Entry Level Wage *	Mean (Average) Wage *	Median Wage *	Experienced Wage *
Health Technologists and Technicians, All Other	29-2099	50	\$18.46	\$25.54	\$23.51	\$29.07
Health Information Technologists and Medical Registrars	29-9021	30	\$20.02	\$29.29	\$23.95	\$33.93
Athletic Trainers	29-9091	30	\$44,054	\$54,331	\$52,304	\$59,469
Surgical Assistants	29-9093	50	\$23.79	\$32.19	\$31.02	\$36.40
<b>Healthcare Support Occupations</b>	<b>31-0000</b>	<b>2,210</b>	<b>\$15.01</b>	<b>\$20.22</b>	<b>\$19.63</b>	<b>\$22.83</b>
Home Health and Personal Care Aides	31-1120	560	\$14.26	\$16.94	\$15.62	\$18.27
Nursing Assistants	31-1131	740	\$15.78	\$19.36	\$19.68	\$21.15
Physical Therapist Assistants	31-2021	40	\$25.07	\$31.73	\$32.40	\$35.05
Massage Therapists	31-9011	30	\$13.47	\$25.02	\$23.13	\$30.79
Dental Assistants	31-9091	150	\$22.09	\$26.80	\$25.96	\$29.14
Medical Assistants	31-9092	390	\$17.06	\$23.09	\$20.03	\$26.11
Medical Equipment Preparers	31-9093	30	\$15.49	\$20.52	\$20.03	\$23.04
Veterinary Assistants and Laboratory Animal Caretakers	31-9096	50	\$13.25	\$16.35	\$16.22	\$17.89
Phlebotomists	31-9097	110	\$18.28	\$21.07	\$19.47	\$22.47
Healthcare Support Workers, All Other	31-9099	70	\$14.45	\$17.52	\$16.12	\$19.05
<b>Protective Service Occupations</b>	<b>33-0000</b>	<b>1,190</b>	<b>\$15.47</b>	<b>\$27.89</b>	<b>\$25.69</b>	<b>\$34.10</b>
First-Line Supervisors of Police and Detectives	33-1012	60	\$40.76	\$50.51	\$52.06	\$55.39
First-Line Supervisors of Firefighting and Prevention Workers	33-1021	50	\$31.75	\$43.02	\$41.33	\$48.66
Firefighters	33-2011	310	\$18.27	\$26.44	\$26.15	\$30.52
Detectives and Criminal Investigators	33-3021	50	\$30.43	\$45.77	\$40.32	\$53.43
Police and Sheriff's Patrol Officers	33-3051	290	\$24.16	\$32.20	\$31.70	\$36.23
Security Guards	33-9032	300	\$13.17	\$18.56	\$16.21	\$21.26
Lifeguards, Ski Patrol, and Other Recreational Protective Service Workers	33-9092	30	\$9.81	\$11.86	\$9.81	\$12.88
<b>Food Preparation and Serving Related Occupations</b>	<b>35-0000</b>	<b>6,670</b>	<b>\$11.11</b>	<b>\$16.86</b>	<b>\$15.31</b>	<b>\$19.74</b>
Chefs and Head Cooks	35-1011	110	\$23.21	\$33.17	\$33.10	\$38.16
First-Line Supervisors of Food Preparation and Serving Workers	35-1012	560	\$16.59	\$22.81	\$23.35	\$25.92
Cooks, Fast Food	35-2011	130	\$13.48	\$15.62	\$14.97	\$16.70
Cooks, Institution and Cafeteria	35-2012	120	\$17.50	\$21.37	\$20.70	\$23.32
Cooks, Restaurant	35-2014	820	\$15.64	\$19.12	\$19.50	\$20.86
Cooks, Short Order	35-2015	300	\$12.21	\$15.26	\$14.63	\$16.79
Food Preparation Workers	35-2021	250	\$13.82	\$16.54	\$15.98	\$17.89
Bartenders	35-3011	410	\$9.42	\$17.81	\$11.70	\$21.99
Fast Food and Counter Workers	35-3023	1,750	\$11.38	\$13.88	\$13.63	\$15.14
Waiters and Waitresses	35-3031	1,090	\$9.73	\$17.87	\$15.19	\$21.94
Food Servers, Nonrestaurant	35-3041	150	\$12.28	\$16.04	\$15.73	\$17.91
Dining Room and Cafeteria Attendants and Bartender Helpers	35-9011	250	\$9.50	\$13.06	\$12.28	\$14.84
Dishwashers	35-9021	330	\$10.85	\$14.31	\$14.63	\$16.05
Hosts and Hostesses, Restaurant, Lounge, and Coffee Shop	35-9031	370	\$11.14	\$13.83	\$13.66	\$15.18

\* Some occupations, such as teachers, have a nonstandard workweek and are not paid by the hour. For these occupations, annual salaries are displayed instead of hourly wage. May 2021 occupational wages were updated to June 2022 using Employment Cost Index (ECI) factors.

PORTSMOUTH AREA Occupational Employment & Wages	SOC Code	May 2021 Estimated Employment	JUNE 2022			
			Entry Level Wage *	Mean (Average) Wage *	Median Wage *	Experienced Wage *
<b>Building and Grounds Cleaning and Maintenance Occupations</b>	<b>37-0000</b>	<b>1,730</b>	<b>\$14.27</b>	<b>\$19.70</b>	<b>\$19.22</b>	<b>\$22.42</b>
First-Line Supervisors of Housekeeping and Janitorial Workers	37-1011	80	\$19.17	\$26.41	\$25.72	\$30.03
First-Line Supervisors of Landscaping, Lawn Service, and Groundskeeping Workers	37-1012	90	\$20.96	\$31.14	\$30.80	\$36.22
Janitors and Cleaners, Except Maids and Housekeeping Cleaners	37-2011	620	\$13.73	\$18.52	\$19.13	\$20.93
Maids and Housekeeping Cleaners	37-2012	340	\$14.81	\$16.83	\$15.90	\$17.85
Pest Control Workers	37-2021	30	\$19.38	\$24.11	\$24.36	\$26.47
Landscaping and Groundskeeping Workers	37-3011	520	\$14.72	\$19.78	\$19.50	\$22.32
Tree Trimmers and Pruners	37-3013	30	\$8.78	\$14.39	\$8.78	\$17.19
<b>Personal Care and Service Occupations</b>	<b>39-0000</b>	<b>1,390</b>	<b>\$10.88</b>	<b>\$17.59</b>	<b>\$15.27</b>	<b>\$20.94</b>
First-Line Supervisors of Entertainment and Recreation Workers, Except Gambling Services	39-1014	40	\$18.67	\$25.58	\$24.28	\$29.04
First-Line Supervisors of Personal Service Workers	39-1022	60	\$17.10	\$23.88	\$22.82	\$27.28
Animal Caretakers	39-2021	160	\$11.82	\$15.39	\$15.01	\$17.17
Amusement and Recreation Attendants	39-3091	180	\$9.28	\$11.78	\$11.33	\$13.03
Hairdressers, Hairstylists, and Cosmetologists	39-5012	240	\$12.34	\$17.57	\$15.23	\$20.18
Manicurists and Pedicurists	39-5092	70	\$15.65	\$20.31	\$20.05	\$22.64
Childcare Workers	39-9011	190	\$9.82	\$12.91	\$12.45	\$14.46
Exercise Trainers and Group Fitness Instructors	39-9031	170	\$16.70	\$24.83	\$24.60	\$28.88
Recreation Workers	39-9032	150	\$10.03	\$15.48	\$14.86	\$18.22
<b>Sales and Related Occupations</b>	<b>41-0000</b>	<b>8,280</b>	<b>\$12.44</b>	<b>\$26.57</b>	<b>\$18.23</b>	<b>\$33.64</b>
First-Line Supervisors of Retail Sales Workers	41-1011	790	\$17.10	\$25.79	\$23.75	\$30.14
First-Line Supervisors of Non-Retail Sales Workers	41-1012	270	\$31.77	\$59.24	\$51.55	\$72.98
Cashiers	41-2011	1,700	\$11.45	\$13.71	\$12.43	\$14.84
Counter and Rental Clerks	41-2021	250	\$13.34	\$22.16	\$19.10	\$26.56
Parts Salespersons	41-2022	110	\$14.87	\$20.68	\$19.53	\$23.58
Retail Salespersons	41-2031	2,570	\$11.06	\$16.48	\$15.13	\$19.18
Advertising Sales Agents	41-3011	60	\$14.85	\$25.97	\$25.86	\$31.53
Insurance Sales Agents	41-3021	230	\$22.70	\$41.66	\$32.59	\$51.14
Securities, Commodities, and Financial Services Sales Agents	41-3031	170	\$23.51	\$60.00	\$43.58	\$78.25
Sales Representatives of Services, Except Advertising, Insurance, Financial Services, and Travel	41-3091	790	\$20.58	\$42.00	\$32.39	\$52.70
Sales Representatives, Wholesale and Manufacturing, Technical and Scientific Products	41-4011	320	\$32.42	\$63.38	\$64.76	\$78.86
Sales Representatives, Wholesale and Manufacturing, Except Technical and Scientific Products	41-4012	650	\$21.10	\$39.24	\$35.94	\$48.30
Real Estate Sales Agents	41-9022	40	\$12.48	\$24.03	\$24.64	\$29.81
Sales Engineers	41-9031	40	\$44.72	\$67.83	\$65.59	\$79.38
Telemarketers	41-9041	150	\$14.42	\$16.49	\$15.58	\$17.53
Sales and Related Workers, All Other	41-9099	80	\$14.97	\$22.32	\$15.37	\$26.00

\* Some occupations, such as teachers, have a nonstandard workweek and are not paid by the hour. For these occupations, annual salaries are displayed instead of hourly wage. May 2021 occupational wages were updated to June 2022 using Employment Cost Index (ECI) factors.

PORTSMOUTH AREA Occupational Employment & Wages	SOC Code	May 2021 Estimated Employment	JUNE 2022			
			Entry Level Wage *	Mean (Average) Wage *	Median Wage *	Experienced Wage *
<b>Office and Administrative Support Occupations</b>	<b>43-0000</b>	<b>10,470</b>	<b>\$15.55</b>	<b>\$23.32</b>	<b>\$20.75</b>	<b>\$27.21</b>
First-Line Supervisors of Office and Administrative Support Workers	43-1011	910	\$22.56	\$34.64	\$31.38	\$40.68
Switchboard Operators, Including Answering Service	43-2011	30	\$11.22	\$15.93	\$15.88	\$18.29
Bill and Account Collectors	43-3011	200	\$15.03	\$19.92	\$18.11	\$22.36
Billing and Posting Clerks	43-3021	350	\$17.26	\$22.85	\$23.88	\$25.64
Bookkeeping, Accounting, and Auditing Clerks	43-3031	930	\$16.45	\$23.23	\$23.44	\$26.62
Payroll and Timekeeping Clerks	43-3051	60	\$18.75	\$27.67	\$27.62	\$32.13
Tellers	43-3071	170	\$15.60	\$18.59	\$19.05	\$20.10
Court, Municipal, and License Clerks	43-4031	30	\$15.59	\$24.41	\$23.87	\$28.81
Customer Service Representatives	43-4051	1,590	\$15.19	\$22.06	\$19.46	\$25.51
Eligibility Interviewers, Government Programs	43-4061	40	\$17.65	\$24.30	\$24.32	\$27.64
File Clerks	43-4071	30	\$12.73	\$16.90	\$16.92	\$18.98
Hotel, Motel, and Resort Desk Clerks	43-4081	140	\$13.99	\$15.91	\$15.46	\$16.86
Interviewers, Except Eligibility and Loan	43-4111	140	\$17.65	\$22.79	\$19.49	\$25.36
Library Assistants, Clerical	43-4121	100	\$10.91	\$15.31	\$14.61	\$17.51
Loan Interviewers and Clerks	43-4131	200	\$19.70	\$24.85	\$24.26	\$27.44
New Accounts Clerks	43-4141	40	\$18.04	\$21.31	\$20.02	\$22.95
Order Clerks	43-4151	80	\$20.96	\$24.11	\$24.28	\$25.69
Human Resources Assistants, Except Payroll and Timekeeping	43-4161	50	\$16.28	\$21.70	\$21.63	\$24.42
Receptionists and Information Clerks	43-4171	470	\$12.64	\$16.93	\$16.08	\$19.08
Reservation and Transportation Ticket Agents and Travel Clerks	43-4181	40	\$14.38	\$16.10	\$14.90	\$16.95
Information and Record Clerks, All Other	43-4199	30	\$15.67	\$21.31	\$22.99	\$24.12
Public Safety Telecommunicators	43-5031	50	\$16.86	\$22.76	\$23.68	\$25.71
Dispatchers, Except Police, Fire, and Ambulance	43-5032	50	\$17.79	\$24.10	\$23.66	\$27.26
Postal Service Clerks	43-5051	40	\$22.82	\$28.47	\$27.64	\$31.30
Postal Service Mail Carriers	43-5052	100	\$20.88	\$27.49	\$26.14	\$30.79
Production, Planning, and Expediting Clerks	43-5061	140	\$20.43	\$30.25	\$30.56	\$35.16
Shipping, Receiving, and Inventory Clerks	43-5071	420	\$14.48	\$19.80	\$19.28	\$22.46
Executive Secretaries and Executive Administrative Assistants	43-6011	160	\$27.47	\$35.52	\$33.23	\$39.55
Legal Secretaries and Administrative Assistants	43-6012	70	\$16.11	\$24.52	\$24.93	\$28.73
Medical Secretaries and Administrative Assistants	43-6013	450	\$17.42	\$25.10	\$19.68	\$28.94
Secretaries and Administrative Assistants, Except Legal, Medical, and Executive	43-6014	1,000	\$16.13	\$21.58	\$20.01	\$24.30
Data Entry Keyers	43-9021	130	\$14.11	\$18.57	\$18.70	\$20.79
Insurance Claims and Policy Processing Clerks	43-9041	190	\$20.67	\$29.84	\$25.77	\$34.43
Mail Clerks and Mail Machine Operators, Except Postal Service	43-9051	50	\$12.11	\$16.77	\$15.98	\$19.11
Office Clerks, General	43-9061	1,670	\$15.52	\$22.55	\$20.57	\$26.07
Office Machine Operators, Except Computer	43-9071	70	\$15.45	\$18.88	\$19.05	\$20.60
Office and Administrative Support Workers, All Other	43-9199	120	\$10.03	\$12.05	\$12.30	\$13.06
<b>Farming, Fishing, and Forestry Occupations</b>	<b>45-0000</b>	<b>30</b>	<b>\$13.13</b>	<b>\$16.82</b>	<b>\$14.84</b>	<b>\$18.67</b>

\* Some occupations, such as teachers, have a nonstandard workweek and are not paid by the hour. For these occupations, annual salaries are displayed instead of hourly wage. May 2021 occupational wages were updated to June 2022 using Employment Cost Index (ECI) factors.



PORTSMOUTH AREA Occupational Employment & Wages	SOC Code	May 2021 Estimated Employment	JUNE 2022			
			Entry Level Wage *	Mean (Average) Wage *	Median Wage *	Experienced Wage *
<b>Construction and Extraction Occupations</b>	<b>47-0000</b>	<b>1,640</b>	<b>\$18.52</b>	<b>\$27.21</b>	<b>\$24.41</b>	<b>\$31.55</b>
First-Line Supervisors of Construction Trades and Extraction Workers	47-1011	200	\$26.77	\$36.88	\$33.36	\$41.92
Carpenters	47-2031	250	\$21.14	\$26.48	\$25.14	\$29.15
Construction Laborers	47-2061	180	\$16.74	\$20.92	\$19.97	\$23.02
Operating Engineers and Other Construction Equipment Operators	47-2073	90	\$21.17	\$25.71	\$24.31	\$27.98
Electricians	47-2111	160	\$21.56	\$31.71	\$31.79	\$36.80
Insulation Workers, Floor, Ceiling, and Wall	47-2131	30	\$18.26	\$20.98	\$19.24	\$22.34
Painters, Construction and Maintenance	47-2141	90	\$16.52	\$22.14	\$23.63	\$24.95
Plumbers, Pipefitters, and Steamfitters	47-2152	200	\$21.22	\$30.94	\$31.45	\$35.80
Roofers	47-2181	30	\$18.52	\$24.28	\$24.27	\$27.16
Sheet Metal Workers	47-2211	60	\$19.75	\$27.05	\$27.23	\$30.70
Structural Iron and Steel Workers	47-2221	NP	\$21.20	\$27.54	\$30.90	\$30.71
Construction and Building Inspectors	47-4011	40	\$22.90	\$32.30	\$31.00	\$36.99
Fence Erectors	47-4031	30	\$18.57	\$20.14	\$18.99	\$20.92
Highway Maintenance Workers	47-4051	100	\$13.41	\$19.10	\$18.54	\$21.93
<b>Installation, Maintenance, and Repair Occupations</b>	<b>49-0000</b>	<b>2,450</b>	<b>\$18.33</b>	<b>\$28.84</b>	<b>\$26.17</b>	<b>\$34.10</b>
First-Line Supervisors of Mechanics, Installers, and Repairers	49-1011	240	\$26.72	\$41.86	\$39.56	\$49.43
Computer, Automated Teller, and Office Machine Repairers	49-2011	50	\$17.32	\$21.89	\$19.23	\$24.19
Telecommunications Equipment Installers and Repairers, Except Line Installers	49-2022	100	\$25.27	\$35.11	\$39.52	\$40.04
Security and Fire Alarm Systems Installers	49-2098	30	\$23.48	\$32.61	\$31.31	\$37.17
Automotive Body and Related Repairers	49-3021	70	\$16.74	\$25.91	\$24.13	\$30.49
Automotive Service Technicians and Mechanics	49-3023	340	\$16.86	\$24.83	\$24.45	\$28.81
Bus and Truck Mechanics and Diesel Engine Specialists	49-3031	110	\$21.23	\$28.48	\$30.27	\$32.11
Mobile Heavy Equipment Mechanics, Except Engines	49-3042	30	\$24.20	\$30.24	\$30.10	\$33.26
Outdoor Power Equipment and Other Small Engine Mechanics	49-3053	30	\$17.99	\$24.79	\$25.45	\$28.18
Tire Repairers and Changers	49-3093	40	\$13.97	\$15.83	\$15.37	\$16.77
Heating, Air Conditioning, and Refrigeration Mechanics and Installers	49-9021	200	\$21.02	\$29.77	\$30.45	\$34.14
Industrial Machinery Mechanics	49-9041	180	\$24.68	\$30.83	\$30.34	\$33.91
Maintenance Workers, Machinery	49-9043	30	\$17.16	\$28.31	\$24.65	\$33.88
Electrical Power-Line Installers and Repairers	49-9051	40	\$38.31	\$48.48	\$48.73	\$53.56
Telecommunications Line Installers and Repairers	49-9052	40	\$21.69	\$34.86	\$39.97	\$41.45
Medical Equipment Repairers	49-9062	30	\$19.62	\$27.83	\$24.65	\$31.93
Maintenance and Repair Workers, General	49-9071	550	\$17.14	\$24.03	\$23.76	\$27.47
Helpers--Installation, Maintenance, and Repair Workers	49-9098	40	\$14.18	\$16.40	\$14.73	\$17.51
<b>Production Occupations</b>	<b>51-0000</b>	<b>4,980</b>	<b>\$16.03</b>	<b>\$23.95</b>	<b>\$20.22</b>	<b>\$27.90</b>
First-Line Supervisors of Production and Operating Workers	51-1011	350	\$28.12	\$42.31	\$39.08	\$49.41
Electrical, electronic, and electromechanical assemblers, except coil winders, tapers, and finishers	51-2028	520	\$18.63	\$25.56	\$24.18	\$29.03

\* Some occupations, such as teachers, have a nonstandard workweek and are not paid by the hour. For these occupations, annual salaries are displayed instead of hourly wage. May 2021 occupational wages were updated to June 2022 using Employment Cost Index (ECI) factors.



PORTSMOUTH AREA Occupational Employment & Wages	SOC Code	May 2021 Estimated Employment	JUNE 2022			
			Entry Level Wage *	Mean (Average) Wage *	Median Wage *	Experienced Wage *
Miscellaneous Assemblers and Fabricators	51-2090	750	\$13.88	\$18.02	\$17.75	\$20.08
Bakers	51-3011	50	\$14.54	\$18.60	\$19.32	\$20.63
Butchers and Meat Cutters	51-3021	40	\$18.21	\$22.14	\$24.04	\$24.11
Cutting, Punching, and Press Machine Setters, Operators, and Tenders, Metal and Plastic	51-4031	30	\$15.41	\$20.19	\$20.63	\$22.58
Grinding, Lapping, Polishing, and Buffing Machine Tool Setters, Operators, and Tenders, Metal and Plastic	51-4033	60	\$18.26	\$21.68	\$19.58	\$23.39
Machinists	51-4041	140	\$19.69	\$27.35	\$25.50	\$31.18
Multiple Machine Tool Setters, Operators, and Tenders, Metal and Plastic	51-4081	40	\$16.11	\$19.54	\$18.66	\$21.25
Tool and Die Makers	51-4111	40	\$28.31	\$34.31	\$32.03	\$37.31
Welders, Cutters, Solderers, and Brazers	51-4121	80	\$22.04	\$29.17	\$30.46	\$32.75
Welding, Soldering, and Brazing Machine Setters, Operators, and Tenders	51-4122	50	\$16.83	\$20.42	\$19.01	\$22.21
Plating Machine Setters, Operators, and Tenders, Metal and Plastic	51-4193	NP	\$18.33	\$24.03	\$24.18	\$26.88
Printing Press Operators	51-5112	110	\$16.37	\$21.70	\$19.58	\$24.36
Laundry and Dry-Cleaning Workers	51-6011	40	\$12.35	\$15.01	\$15.17	\$16.34
Textile Cutting Machine Setters, Operators, and Tenders	51-6062	NP	\$14.66	\$15.96	\$15.19	\$16.61
Textile, Apparel, and Furnishings Workers, All Other	51-6099	NP	\$17.22	\$19.44	\$18.94	\$20.54
Cabinetmakers and Bench Carpenters	51-7011	NP	\$19.56	\$24.74	\$24.38	\$27.33
Water and Wastewater Treatment Plant and System Operators	51-8031	50	\$24.31	\$30.66	\$31.74	\$33.84
Separating, Filtering, Clarifying, Precipitating, and Still Machine Setters, Operators, and Tenders	51-9012	50	\$18.25	\$22.66	\$20.56	\$24.87
Mixing and Blending Machine Setters, Operators, and Tenders	51-9023	80	\$17.91	\$23.63	\$21.75	\$26.50
Extruding, Forming, Pressing, and Compacting Machine Setters, Operators, and Tenders	51-9041	80	\$16.71	\$20.89	\$19.01	\$22.98
Inspectors, Testers, Sorters, Samplers, and Weighers	51-9061	500	\$19.66	\$27.47	\$24.85	\$31.38
Packaging and Filling Machine Operators and Tenders	51-9111	130	\$15.48	\$21.64	\$19.58	\$24.71
Coating, Painting, and Spraying Machine Setters, Operators, and Tenders	51-9124	30	\$16.42	\$24.45	\$19.18	\$28.47
Computer Numerically Controlled Tool Operators	51-9161	300	\$19.44	\$25.27	\$25.11	\$28.18
Helpers--Production Workers	51-9198	240	\$14.70	\$18.12	\$18.91	\$19.83
Production Workers, All Other	51-9199	200	\$15.59	\$18.71	\$18.73	\$20.27
<b>Transportation and Material Moving Occupations</b>	<b>53-0000</b>	<b>4,870</b>	<b>\$13.11</b>	<b>\$20.23</b>	<b>\$18.98</b>	<b>\$23.80</b>
First-Line Supervisors of Transportation and Material-Moving Workers, Except Aircraft Cargo Handling Supervisors	53-1047	220	\$20.19	\$27.93	\$25.35	\$31.81
Commercial Pilots	53-2012	NP	\$42,368	\$84,998	\$82,906	\$106,312
Driver/Sales Workers	53-3031	140	\$9.08	\$13.99	\$10.46	\$16.44
Heavy and Tractor-Trailer Truck Drivers	53-3032	630	\$21.29	\$26.92	\$25.35	\$29.74
Light Truck Drivers	53-3033	390	\$13.02	\$19.34	\$18.89	\$22.50
Shuttle Drivers and Chauffeurs	53-3053	120	\$11.80	\$15.75	\$15.48	\$17.73
Motor Vehicle Operators, All Other	53-3099	40	\$10.80	\$13.67	\$11.56	\$15.10
Parking Attendants	53-6021	30	\$9.23	\$12.00	\$9.23	\$13.38

\* Some occupations, such as teachers, have a nonstandard workweek and are not paid by the hour. For these occupations, annual salaries are displayed instead of hourly wage. May 2021 occupational wages were updated to June 2022 using Employment Cost Index (ECI) factors.

PORTSMOUTH AREA Occupational Employment & Wages	SOC Code	May 2021 Estimated Employment	JUNE 2022			
			Entry Level Wage *	Mean (Average) Wage *	Median Wage *	Experienced Wage *
Automotive and Watercraft Service Attendants	53-6031	50	\$13.71	\$15.65	\$15.42	\$16.62
Industrial Truck and Tractor Operators	53-7051	70	\$15.63	\$21.09	\$20.00	\$23.83
Cleaners of Vehicles and Equipment	53-7061	120	\$14.00	\$18.43	\$18.53	\$20.65
Laborers and Freight, Stock, and Material Movers, Hand	53-7062	390	\$14.79	\$18.42	\$18.36	\$20.22
Packers and Packagers, Hand	53-7064	620	\$11.89	\$15.10	\$12.71	\$16.71
Stockers and Order Fillers	53-7065	1,330	\$12.99	\$16.36	\$15.42	\$18.03
Refuse and Recyclable Material Collectors	53-7081	50	\$15.10	\$19.78	\$19.39	\$22.10

\* Some occupations, such as teachers, have a nonstandard workweek and are not paid by the hour. For these occupations, annual salaries are displayed instead of hourly wage. May 2021 occupational wages were updated to June 2022 using Employment Cost Index (ECI) factors.

RAYMOND AREA Occupational Employment & Wages	SOC Code	May 2021 Estimated Employment	JUNE 2022			
			Entry Level Wage *	Mean (Average) Wage *	Median Wage *	Experienced Wage *
<b>Total all occupations</b>	<b>00-0000</b>	<b>5,200</b>	<b>\$13.62</b>	<b>\$24.66</b>	<b>\$23.66</b>	<b>\$30.17</b>
<b>Management Occupations</b>	<b>11-0000</b>	<b>230</b>	<b>\$24.20</b>	<b>\$47.78</b>	<b>\$39.72</b>	<b>\$59.57</b>
General and Operations Managers	11-1021	110	\$23.05	\$51.49	\$39.15	\$65.71
<b>Business and Financial Operations Occupations</b>	<b>13-0000</b>	<b>140</b>	<b>\$23.25</b>	<b>\$37.25</b>	<b>\$31.95</b>	<b>\$44.24</b>
Project Management Specialists	13-1082	30	\$26.19	\$39.32	\$38.64	\$45.88
Accountants and Auditors	13-2011	30	\$24.83	\$37.38	\$32.20	\$43.65
<b>Computer and Mathematical Occupations</b>	<b>15-0000</b>	<b>30</b>	<b>\$23.24</b>	<b>\$35.23</b>	<b>\$30.47</b>	<b>\$41.22</b>
<b>Architecture and Engineering Occupations</b>	<b>17-0000</b>	<b>30</b>	<b>\$25.46</b>	<b>\$43.95</b>	<b>\$37.65</b>	<b>\$53.19</b>
<b>Community and Social Service Occupations</b>	<b>21-0000</b>	<b>30</b>	<b>\$19.98</b>	<b>\$29.45</b>	<b>\$30.07</b>	<b>\$34.18</b>
<b>Educational Instruction and Library Occupations</b>	<b>25-0000</b>	<b>450</b>	<b>\$14.29</b>	<b>\$25.65</b>	<b>\$24.21</b>	<b>\$31.33</b>
Preschool Teachers, Except Special Education	25-2011	30	\$11.94	\$13.96	\$14.37	\$14.97
Elementary School Teachers, Except Special Education	25-2021	60	\$47,227	\$62,617	\$64,819	\$70,311
Middle School Teachers, Except Special and Career/Technical Education	25-2022	70	\$46,713	\$63,401	\$63,704	\$71,744
Secondary School Teachers, Except Special and Career/Technical Education	25-2031	NP	\$59,270	\$76,744	\$79,475	\$85,482
Substitute Teachers, Short-Term	25-3031	NP	\$14.48	\$16.27	\$15.03	\$17.16
Teaching Assistants, Except Postsecondary	25-9045	120	\$25,220	\$32,169	\$31,270	\$35,643
<b>Healthcare Practitioners and Technical Occupations</b>	<b>29-0000</b>	<b>150</b>	<b>\$16.15</b>	<b>\$39.71</b>	<b>\$30.14</b>	<b>\$51.48</b>
<b>Healthcare Support Occupations</b>	<b>31-0000</b>	<b>120</b>	<b>\$13.49</b>	<b>\$16.82</b>	<b>\$15.23</b>	<b>\$18.48</b>
Home Health and Personal Care Aides	31-1120	70	\$12.78	\$14.77	\$14.90	\$15.75
<b>Protective Service Occupations</b>	<b>33-0000</b>	<b>100</b>	<b>\$18.88</b>	<b>\$27.18</b>	<b>\$25.19</b>	<b>\$31.34</b>
Police and Sheriff's Patrol Officers	33-3051	30	\$24.64	\$28.04	\$25.19	\$29.73
<b>Food Preparation and Serving Related Occupations</b>	<b>35-0000</b>	<b>560</b>	<b>\$10.37</b>	<b>\$15.06</b>	<b>\$14.37</b>	<b>\$17.41</b>
First-Line Supervisors of Food Preparation and Serving Workers	35-1012	50	\$15.55	\$21.49	\$20.09	\$24.46
Cooks, Restaurant	35-2014	50	\$13.94	\$17.40	\$18.60	\$19.14
Food Preparation Workers	35-2021	40	\$13.06	\$16.03	\$16.03	\$17.50
Fast Food and Counter Workers	35-3023	160	\$11.21	\$13.17	\$12.49	\$14.15
<b>Building and Grounds Cleaning and Maintenance Occupations</b>	<b>37-0000</b>	<b>160</b>	<b>\$13.96</b>	<b>\$19.03</b>	<b>\$18.85</b>	<b>\$21.56</b>
Janitors and Cleaners, Except Maids and Housekeeping Cleaners	37-2011	80	\$12.84	\$16.89	\$15.75	\$18.93
Landscaping and Groundskeeping Workers	37-3011	60	\$15.73	\$19.89	\$19.50	\$21.97

\* Some occupations, such as teachers, have a nonstandard workweek and are not paid by the hour. For these occupations, annual salaries are displayed instead of hourly wage. May 2021 occupational wages were updated to June 2022 using Employment Cost Index (ECI) factors.

RAYMOND AREA Occupational Employment & Wages	SOC Code	May 2021 Estimated Employment	JUNE 2022			
			Entry Level Wage *	Mean (Average) Wage *	Median Wage *	Experienced Wage *
<b>Personal Care and Service Occupations</b>	<b>39-0000</b>	<b>110</b>	<b>\$9.83</b>	<b>\$15.41</b>	<b>\$14.85</b>	<b>\$18.21</b>
Animal Caretakers	39-2021	40	\$11.32	\$15.95	\$15.02	\$18.27
Childcare Workers	39-9011	30	\$9.01	\$11.09	\$9.05	\$12.13
<b>Sales and Related Occupations</b>	<b>41-0000</b>	<b>410</b>	<b>\$11.40</b>	<b>\$20.69</b>	<b>\$15.13</b>	<b>\$25.34</b>
First-Line Supervisors of Retail Sales Workers	41-1011	50	\$16.23	\$23.85	\$24.40	\$27.66
Cashiers	41-2011	150	\$10.83	\$12.70	\$12.02	\$13.64
Retail Salespersons	41-2031	100	\$11.37	\$16.46	\$15.00	\$19.01
Sales Representatives of Services, Except Advertising, Insurance, Financial Services, and Travel	41-3091	30	\$23.99	\$45.62	\$40.78	\$56.44
Sales Representatives, Wholesale and Manufacturing, Except Technical and Scientific Products	41-4012	60	\$17.92	\$30.93	\$26.15	\$37.44
<b>Office and Administrative Support Occupations</b>	<b>43-0000</b>	<b>660</b>	<b>\$14.64</b>	<b>\$22.94</b>	<b>\$22.07</b>	<b>\$27.10</b>
First-Line Supervisors of Office and Administrative Support Workers	43-1011	80	\$25.95	\$39.33	\$31.81	\$46.02
Bookkeeping, Accounting, and Auditing Clerks	43-3031	50	\$14.10	\$21.14	\$20.22	\$24.66
Customer Service Representatives	43-4051	60	\$12.48	\$17.02	\$15.25	\$19.29
Postal Service Mail Carriers	43-5052	30	\$21.80	\$27.04	\$24.47	\$29.67
Production, Planning, and Expediting Clerks	43-5061	NP	\$22.00	\$24.03	\$24.73	\$25.04
Shipping, Receiving, and Inventory Clerks	43-5071	40	\$13.38	\$17.45	\$15.76	\$19.49
Secretaries and Administrative Assistants, Except Legal, Medical, and Executive	43-6014	80	\$13.46	\$18.68	\$18.68	\$21.29
Office Clerks, General	43-9061	110	\$13.72	\$20.57	\$19.10	\$24.00
<b>Construction and Extraction Occupations</b>	<b>47-0000</b>	<b>310</b>	<b>\$17.59</b>	<b>\$26.91</b>	<b>\$23.85</b>	<b>\$31.56</b>
First-Line Supervisors of Construction Trades and Extraction Workers	47-1011	40	\$26.25	\$39.46	\$38.67	\$46.07
Carpenters	47-2031	60	\$19.16	\$24.79	\$24.08	\$27.61
Construction Laborers	47-2061	40	\$15.18	\$18.76	\$18.49	\$20.56
Operating Engineers and Other Construction Equipment Operators	47-2073	50	\$19.70	\$28.66	\$29.88	\$33.13
Electricians	47-2111	40	\$20.81	\$34.28	\$30.65	\$41.02
<b>Installation, Maintenance, and Repair Occupations</b>	<b>49-0000</b>	<b>260</b>	<b>\$20.57</b>	<b>\$33.26</b>	<b>\$30.75</b>	<b>\$39.59</b>
First-Line Supervisors of Mechanics, Installers, and Repairers	49-1011	30	\$33.42	\$48.76	\$50.03	\$56.42
Mobile Heavy Equipment Mechanics, Except Engines	49-3042	NP	\$21.77	\$25.63	\$24.50	\$27.55
Electrical Power-Line Installers and Repairers	49-9051	NP	\$30.03	\$43.83	\$48.56	\$50.73
Maintenance and Repair Workers, General	49-9071	60	\$18.69	\$26.37	\$31.07	\$30.20
<b>Production Occupations</b>	<b>51-0000</b>	<b>160</b>	<b>\$15.69</b>	<b>\$22.28</b>	<b>\$19.93</b>	<b>\$25.57</b>
<b>Transportation and Material Moving Occupations</b>	<b>53-0000</b>	<b>1,230</b>	<b>\$16.44</b>	<b>\$22.48</b>	<b>\$24.97</b>	<b>\$25.51</b>
First-Line Supervisors of Transportation and Material-Moving Workers, Except Aircraft Cargo Handling Supervisors	53-1047	30	\$20.02	\$27.58	\$26.38	\$31.36

\* Some occupations, such as teachers, have a nonstandard workweek and are not paid by the hour. For these occupations, annual salaries are displayed instead of hourly wage. May 2021 occupational wages were updated to June 2022 using Employment Cost Index (ECI) factors.

RAYMOND AREA Occupational Employment & Wages	SOC Code	May 2021 Estimated Employment	JUNE 2022			
			Entry Level Wage *	Mean (Average) Wage *	Median Wage *	Experienced Wage *
Heavy and Tractor-Trailer Truck Drivers	53-3032	210	\$22.05	\$26.21	\$25.27	\$28.30
Industrial Truck and Tractor Operators	53-7051	NP	\$21.39	\$23.81	\$24.97	\$25.01
Laborers and Freight, Stock, and Material Movers, Hand	53-7062	60	\$14.33	\$18.29	\$18.38	\$20.27
Stockers and Order Fillers	53-7065	140	\$12.35	\$17.23	\$15.21	\$19.66

\* Some occupations, such as teachers, have a nonstandard workweek and are not paid by the hour. For these occupations, annual salaries are displayed instead of hourly wage. May 2021 occupational wages were updated to June 2022 using Employment Cost Index (ECI) factors.

SALEM TOWN Occupational Employment & Wages	SOC Code	May 2021 Estimated Employment	JUNE 2022			
			Entry Level Wage *	Mean (Average) Wage *	Median Wage *	Experienced Wage *
<b>Total all occupations</b>	<b>00-0000</b>	<b>19,900</b>	<b>\$13.60</b>	<b>\$27.75</b>	<b>\$19.82</b>	<b>\$34.84</b>
<b>Management Occupations</b>	<b>11-0000</b>	<b>1,180</b>	<b>\$33.30</b>	<b>\$67.36</b>	<b>\$59.59</b>	<b>\$84.40</b>
General and Operations Managers	11-1021	540	\$30.16	\$66.01	\$50.26	\$83.94
Marketing Managers	11-2021	40	\$58.07	\$85.85	\$85.34	\$99.75
Sales Managers	11-2022	60	\$39.28	\$72.49	\$63.85	\$89.10
Computer and Information Systems Managers	11-3021	70	\$56.76	\$80.81	\$80.04	\$92.83
<b>Financial Managers</b>	<b>11-3031</b>	<b>110</b>	<b>\$44.91</b>	<b>\$80.20</b>	<b>\$71.31</b>	<b>\$97.84</b>
Construction Managers	11-9021	30	\$44.43	\$60.93	\$49.97	\$69.18
Education Administrators, Kindergarten through Secondary	11-9032	30	\$81,670	\$105,836	\$106,698	\$117,919
Architectural and Engineering Managers	11-9041	40	\$57.87	\$87.94	\$83.04	\$102.97
Food Service Managers	11-9051	30	\$27.18	\$38.39	\$36.91	\$44.00
Medical and Health Services Managers	11-9111	30	\$40.35	\$64.25	\$51.14	\$76.20
<b>Business and Financial Operations Occupations</b>	<b>13-0000</b>	<b>960</b>	<b>\$24.52</b>	<b>\$43.05</b>	<b>\$38.37</b>	<b>\$52.31</b>
Buyers and Purchasing Agents	13-1020	80	\$24.44	\$35.08	\$35.31	\$40.40
Cost Estimators	13-1051	30	\$26.21	\$38.29	\$38.89	\$44.32
Human Resources Specialists	13-1071	110	\$23.59	\$38.84	\$32.53	\$46.45
Project Management Specialists	13-1082	100	\$30.88	\$47.88	\$41.28	\$56.39
Management Analysts	13-1111	50	\$32.96	\$56.52	\$57.27	\$68.30
Training and Development Specialists	13-1151	30	\$18.68	\$33.74	\$31.23	\$41.27
Market Research Analysts and Marketing Specialists	13-1161	100	\$21.48	\$36.85	\$32.04	\$44.54
Business Operations Specialists, All Other	13-1199	70	\$19.86	\$38.20	\$25.07	\$47.36
Accountants and Auditors	13-2011	180	\$28.62	\$45.42	\$40.41	\$53.83
Loan Officers	13-2072	70	\$25.98	\$53.40	\$41.01	\$67.12
<b>Computer and Mathematical Occupations</b>	<b>15-0000</b>	<b>520</b>	<b>\$29.46</b>	<b>\$53.21</b>	<b>\$51.37</b>	<b>\$65.08</b>
Computer Systems Analysts	15-1211	40	\$40.94	\$59.32	\$60.66	\$68.51
Computer Network Support Specialists	15-1231	30	\$32.39	\$45.18	\$40.30	\$51.58
Computer User Support Specialists	15-1232	70	\$20.98	\$31.01	\$29.82	\$36.02
Network and Computer Systems Administrators	15-1244	80	\$30.78	\$51.16	\$51.47	\$61.35
Software Developers	15-1252	180	\$43.07	\$65.93	\$66.42	\$77.37
Software Quality Assurance Analysts and Testers	15-1253	50	\$36.13	\$53.44	\$51.68	\$62.10
<b>Architecture and Engineering Occupations</b>	<b>17-0000</b>	<b>320</b>	<b>\$29.51</b>	<b>\$48.93</b>	<b>\$41.72</b>	<b>\$58.63</b>
Computer Hardware Engineers	17-2061	30	\$46.82	\$73.39	\$83.15	\$86.67
Electrical Engineers	17-2071	50	\$42.89	\$63.77	\$64.17	\$74.20
Industrial Engineers	17-2112	50	\$32.56	\$47.83	\$48.26	\$55.46
Mechanical Engineers	17-2141	40	\$36.60	\$49.84	\$49.01	\$56.45
<b>Life, Physical, and Social Science Occupations</b>	<b>19-0000</b>	<b>120</b>	<b>\$21.02</b>	<b>\$36.58</b>	<b>\$30.91</b>	<b>\$44.35</b>

\* Some occupations, such as teachers, have a nonstandard workweek and are not paid by the hour. For these occupations, annual salaries are displayed instead of hourly wage. May 2021 occupational wages were updated to June 2022 using Employment Cost Index (ECI) factors.

SALEM TOWN Occupational Employment & Wages	SOC Code	May 2021 Estimated Employment	JUNE 2022			
			Entry Level Wage *	Mean (Average) Wage *	Median Wage *	Experienced Wage *
<b>Community and Social Service Occupations</b>	<b>21-0000</b>	<b>110</b>	<b>\$18.30</b>	<b>\$28.96</b>	<b>\$25.37</b>	<b>\$34.29</b>
<b>Legal Occupations</b>	<b>23-0000</b>	<b>NP</b>	<b>\$28.89</b>	<b>\$54.00</b>	<b>\$41.20</b>	<b>\$66.56</b>
Lawyers	23-1011	40	\$38.41	\$62.64	\$49.56	\$74.76
<b>Educational Instruction and Library Occupations</b>	<b>25-0000</b>	<b>890</b>	<b>\$14.26</b>	<b>\$26.26</b>	<b>\$23.80</b>	<b>\$32.26</b>
Preschool Teachers, Except Special Education	25-2011	100	\$14.60	\$17.36	\$18.13	\$18.73
Elementary School Teachers, Except Special Education	25-2021	140	\$56,108	\$75,450	\$81,152	\$85,121
Middle School Teachers, Except Special and Career/Technical Education	25-2022	80	\$57,849	\$73,852	\$82,802	\$81,854
Teaching Assistants, Except Postsecondary	25-9045	300	\$23,242	\$33,556	\$31,799	\$38,714
<b>Arts, Design, Entertainment, Sports, and Media Occupations</b>	<b>27-0000</b>	<b>150</b>	<b>\$16.73</b>	<b>\$28.47</b>	<b>\$24.63</b>	<b>\$34.33</b>
Merchandise Displayers and Window Trimmers	27-1026	40	\$14.99	\$20.10	\$17.84	\$22.67
<b>Healthcare Practitioners and Technical Occupations</b>	<b>29-0000</b>	<b>600</b>	<b>\$22.94</b>	<b>\$46.58</b>	<b>\$38.90</b>	<b>\$58.41</b>
Pharmacists	29-1051	30	\$46.75	\$65.99	\$66.51	\$75.62
Physical Therapists	29-1123	30	\$34.89	\$46.32	\$48.28	\$52.04
Registered Nurses	29-1141	130	\$32.41	\$41.02	\$40.28	\$45.33
<b>Dental Hygienists</b>	<b>29-1292</b>	<b>40</b>	<b>\$35.81</b>	<b>\$43.58</b>	<b>\$48.00</b>	<b>\$47.46</b>
Pharmacy Technicians	29-2052	70	\$16.37	\$20.13	\$19.08	\$22.00
Licensed Practical and Licensed Vocational Nurses	29-2061	40	\$27.01	\$32.83	\$30.77	\$35.74
<b>Healthcare Support Occupations</b>	<b>31-0000</b>	<b>380</b>	<b>\$16.30</b>	<b>\$20.84</b>	<b>\$19.54</b>	<b>\$23.11</b>
Home Health and Personal Care Aides	31-1120	110	\$15.85	\$17.77	\$17.64	\$18.74
Nursing Assistants	31-1131	110	\$17.30	\$20.65	\$19.74	\$22.33
Dental Assistants	31-9091	40	\$23.90	\$27.59	\$25.22	\$29.44
Medical Assistants	31-9092	50	\$18.37	\$22.50	\$22.81	\$24.56
<b>Protective Service Occupations</b>	<b>33-0000</b>	<b>330</b>	<b>\$16.13</b>	<b>\$27.44</b>	<b>\$21.92</b>	<b>\$33.10</b>
Security Guards	33-9032	170	\$15.24	\$20.72	\$19.61	\$23.46
<b>Food Preparation and Serving Related Occupations</b>	<b>35-0000</b>	<b>1,760</b>	<b>\$11.78</b>	<b>\$16.97</b>	<b>\$15.43</b>	<b>\$19.56</b>
First-Line Supervisors of Food Preparation and Serving Workers	35-1012	180	\$17.14	\$23.26	\$20.97	\$26.32
Cooks, Fast Food	35-2011	40	\$13.04	\$15.40	\$14.65	\$16.58
Cooks, Institution and Cafeteria	35-2012	30	\$14.97	\$20.42	\$20.93	\$23.14
Cooks, Restaurant	35-2014	190	\$16.98	\$20.55	\$20.09	\$22.33
Food Preparation Workers	35-2021	110	\$14.41	\$16.83	\$15.85	\$18.03
Bartenders	35-3011	60	\$10.08	\$16.77	\$11.46	\$20.12
Fast Food and Counter Workers	35-3023	590	\$11.58	\$14.31	\$14.51	\$15.69
Waiters and Waitresses	35-3031	250	\$10.59	\$17.30	\$12.78	\$20.66
Hosts and Hostesses, Restaurant, Lounge, and Coffee Shop	35-9031	70	\$12.71	\$15.56	\$15.91	\$16.98

\* Some occupations, such as teachers, have a nonstandard workweek and are not paid by the hour. For these occupations, annual salaries are displayed instead of hourly wage. May 2021 occupational wages were updated to June 2022 using Employment Cost Index (ECI) factors.



SALEM TOWN Occupational Employment & Wages	SOC Code	May 2021 Estimated Employment	JUNE 2022			
			Entry Level Wage *	Mean (Average) Wage *	Median Wage *	Experienced Wage *
<b>Building and Grounds Cleaning and Maintenance Occupations</b>	<b>37-0000</b>	<b>600</b>	<b>\$14.62</b>	<b>\$19.38</b>	<b>\$18.25</b>	<b>\$21.75</b>
First-Line Supervisors of Housekeeping and Janitorial Workers	37-1011	40	\$18.13	\$24.14	\$19.96	\$27.16
Janitors and Cleaners, Except Maids and Housekeeping Cleaners	37-2011	340	\$14.22	\$17.47	\$15.79	\$19.10
Maids and Housekeeping Cleaners	37-2012	70	\$15.16	\$17.21	\$17.02	\$18.23
Landscaping and Groundskeeping Workers	37-3011	110	\$16.26	\$21.68	\$23.11	\$24.38
<b>Personal Care and Service Occupations</b>	<b>39-0000</b>	<b>720</b>	<b>\$11.28</b>	<b>\$17.19</b>	<b>\$16.03</b>	<b>\$20.15</b>
First-Line Supervisors of Personal Service Workers	39-1022	40	\$16.11	\$23.56	\$25.31	\$27.29
Animal Caretakers	39-2021	70	\$12.71	\$15.70	\$15.02	\$17.19
Hairdressers, Hairstylists, and Cosmetologists	39-5012	100	\$13.18	\$18.20	\$15.30	\$20.71
Childcare Workers	39-9011	50	\$10.09	\$12.75	\$11.83	\$14.08
Exercise Trainers and Group Fitness Instructors	39-9031	70	\$22.06	\$28.11	\$25.72	\$31.14
Recreation Workers	39-9032	30	\$9.90	\$13.62	\$12.39	\$15.48
<b>Sales and Related Occupations</b>	<b>41-0000</b>	<b>4,250</b>	<b>\$12.67</b>	<b>\$22.30</b>	<b>\$15.80</b>	<b>\$27.11</b>
First-Line Supervisors of Retail Sales Workers	41-1011	460	\$18.36	\$27.33	\$24.32	\$31.82
First-Line Supervisors of Non-Retail Sales Workers	41-1012	70	\$27.79	\$50.19	\$45.56	\$61.39
Cashiers	41-2011	1,110	\$11.76	\$13.83	\$12.43	\$14.87
Counter and Rental Clerks	41-2021	90	\$13.43	\$20.54	\$18.27	\$24.10
Parts Salespersons	41-2022	40	\$15.59	\$21.16	\$18.32	\$23.95
Retail Salespersons	41-2031	1,750	\$12.80	\$17.86	\$15.50	\$20.40
Securities, Commodities, and Financial Services Sales Agents	41-3031	40	\$24.49	\$63.57	\$47.59	\$83.11
Sales Representatives of Services, Except Advertising, Insurance, Financial Services, and Travel	41-3091	250	\$20.16	\$38.92	\$32.08	\$48.31
Sales Representatives, Wholesale and Manufacturing, Technical and Scientific Products	41-4011	70	\$30.42	\$60.02	\$61.82	\$74.82
Sales Representatives, Wholesale and Manufacturing, Except Technical and Scientific Products	41-4012	200	\$22.20	\$41.27	\$37.73	\$50.80
Sales and Related Workers, All Other	41-9099	NP	\$15.39	\$18.58	\$15.50	\$20.18
<b>Office and Administrative Support Occupations</b>	<b>43-0000</b>	<b>2,730</b>	<b>\$15.66</b>	<b>\$23.22</b>	<b>\$21.98</b>	<b>\$26.98</b>
First-Line Supervisors of Office and Administrative Support Workers	43-1011	230	\$22.52	\$33.82	\$30.84	\$39.48
Bill and Account Collectors	43-3011	210	\$15.45	\$18.79	\$18.69	\$20.47
Billing and Posting Clerks	43-3021	60	\$17.17	\$24.33	\$22.90	\$27.90
Bookkeeping, Accounting, and Auditing Clerks	43-3031	190	\$16.19	\$23.98	\$24.28	\$27.86
Payroll and Timekeeping Clerks	43-3051	40	\$23.51	\$29.65	\$28.15	\$32.72
Tellers	43-3071	60	\$18.19	\$20.24	\$19.11	\$21.28
Customer Service Representatives	43-4051	470	\$15.01	\$20.98	\$19.13	\$23.97
Loan Interviewers and Clerks	43-4131	40	\$19.86	\$27.15	\$24.70	\$30.79
Receptionists and Information Clerks	43-4171	120	\$12.72	\$17.82	\$17.32	\$20.36
Postal Service Mail Carriers	43-5052	50	\$20.90	\$28.98	\$28.19	\$33.02

\* Some occupations, such as teachers, have a nonstandard workweek and are not paid by the hour. For these occupations, annual salaries are displayed instead of hourly wage. May 2021 occupational wages were updated to June 2022 using Employment Cost Index (ECI) factors.

SALEM TOWN Occupational Employment & Wages	SOC Code	May 2021 Estimated Employment	JUNE 2022			
			Entry Level Wage *	Mean (Average) Wage *	Median Wage *	Experienced Wage *
Production, Planning, and Expediting Clerks	43-5061	40	\$20.68	\$30.59	\$29.55	\$35.55
Shipping, Receiving, and Inventory Clerks	43-5071	200	\$15.78	\$21.61	\$19.46	\$24.53
Medical Secretaries and Administrative Assistants	43-6013	80	\$17.73	\$22.39	\$22.62	\$24.73
Secretaries and Administrative Assistants, Except Legal, Medical, and Executive	43-6014	200	\$15.33	\$21.43	\$20.84	\$24.48
Office Clerks, General	43-9061	460	\$14.89	\$23.14	\$22.65	\$27.27
<b>Farming, Fishing, and Forestry Occupations</b>	<b>45-0000</b>	<b>NP</b>	<b>\$11.97</b>	<b>\$15.17</b>	<b>\$14.43</b>	<b>\$16.78</b>
Farmworkers and Laborers, Crop, Nursery, and Greenhouse	45-2092	NP	\$11.69	\$14.47	\$14.43	\$15.86
<b>Construction and Extraction Occupations</b>	<b>47-0000</b>	<b>620</b>	<b>\$21.00</b>	<b>\$30.35</b>	<b>\$28.65</b>	<b>\$35.01</b>
First-Line Supervisors of Construction Trades and Extraction Workers	47-1011	80	\$30.28	\$42.44	\$38.98	\$48.51
Carpenters	47-2031	80	\$21.64	\$28.45	\$28.82	\$31.85
Construction Laborers	47-2061	80	\$18.81	\$24.45	\$23.13	\$27.26
Electricians	47-2111	70	\$23.28	\$33.15	\$30.71	\$38.09
Plumbers, Pipefitters, and Steamfitters	47-2152	60	\$22.17	\$31.58	\$30.47	\$36.28
<b>Installation, Maintenance, and Repair Occupations</b>	<b>49-0000</b>	<b>570</b>	<b>\$18.00</b>	<b>\$27.57</b>	<b>\$24.47</b>	<b>\$32.35</b>
First-Line Supervisors of Mechanics, Installers, and Repairers	49-1011	30	\$27.30	\$42.11	\$38.86	\$49.51
Computer, Automated Teller, and Office Machine Repairers	49-2011	30	\$17.92	\$21.27	\$18.92	\$22.95
Electrical and Electronics Repairers, Commercial and Industrial Equipment	49-2094	30	\$20.60	\$29.03	\$30.41	\$33.24
Automotive Service Technicians and Mechanics	49-3023	130	\$17.26	\$26.01	\$24.22	\$30.40
Heating, Air Conditioning, and Refrigeration Mechanics and Installers	49-9021	40	\$21.36	\$32.49	\$30.31	\$38.06
Industrial Machinery Mechanics	49-9041	40	\$22.24	\$32.21	\$30.85	\$37.20
Maintenance and Repair Workers, General	49-9071	120	\$18.46	\$26.50	\$24.47	\$30.51
<b>Production Occupations</b>	<b>51-0000</b>	<b>980</b>	<b>\$16.77</b>	<b>\$23.69</b>	<b>\$22.40</b>	<b>\$27.16</b>
First-Line Supervisors of Production and Operating Workers	51-1011	80	\$25.63	\$36.97	\$38.01	\$42.64
Electrical, electronic, and electromechanical assemblers, except coil winders, tapers, and finishers	51-2028	150	\$16.99	\$21.71	\$22.42	\$24.06
Miscellaneous Assemblers and Fabricators	51-2090	80	\$15.55	\$20.45	\$18.90	\$22.91
Molding, Coremaking, and Casting Machine Setters, Operators, and Tenders, Metal and Plastic	51-4072	30	\$15.12	\$16.98	\$15.20	\$17.92
Inspectors, Testers, Sorters, Samplers, and Weighers	51-9061	110	\$19.11	\$25.89	\$24.31	\$29.27
<b>Transportation and Material Moving Occupations</b>	<b>53-0000</b>	<b>2,020</b>	<b>\$11.96</b>	<b>\$17.60</b>	<b>\$15.56</b>	<b>\$20.41</b>
First-Line Supervisors of Transportation and Material-Moving Workers, Except Aircraft Cargo Handling Supervisors	53-1047	70	\$21.69	\$29.94	\$29.16	\$34.07
Heavy and Tractor-Trailer Truck Drivers	53-3032	170	\$22.90	\$29.57	\$28.86	\$32.91
Light Truck Drivers	53-3033	110	\$13.18	\$18.46	\$17.38	\$21.10
Laborers and Freight, Stock, and Material Movers, Hand	53-7062	120	\$14.71	\$17.97	\$17.45	\$19.61

\* Some occupations, such as teachers, have a nonstandard workweek and are not paid by the hour. For these occupations, annual salaries are displayed instead of hourly wage. May 2021 occupational wages were updated to June 2022 using Employment Cost Index (ECI) factors.

SALEM TOWN Occupational Employment & Wages	SOC Code	May 2021 Estimated Employment	JUNE 2022			
			Entry Level Wage *	Mean (Average) Wage *	Median Wage *	Experienced Wage *
Packers and Packagers, Hand	53-7064	NP	\$11.88	\$12.62	\$11.94	\$12.98
Stockers and Order Fillers	53-7065	920	\$12.86	\$16.41	\$15.56	\$18.18

\* Some occupations, such as teachers, have a nonstandard workweek and are not paid by the hour. For these occupations, annual salaries are displayed instead of hourly wage. May 2021 occupational wages were updated to June 2022 using Employment Cost Index (ECI) factors.

# Glossary

---

**Occupational Employment & Wage Statistics (OEWS)** – A federal/state program that surveys establishments to produce data on current occupational employment and wages for all wage and salary workers. Employers participating in an OEWS survey provide the number of employees within their company, by occupation, broken out into twelve wage categories. Establishments or units of multiple establishments are usually included in the survey, at most, once every three years.

**Occupational Employment Estimates** – Estimates of the number of employees in particular occupations. Every OEWS survey respondent is classified by North American Industrial Classification System (NAICS) code and by size of establishment. Each firm's response is weighted and then scaled to represent all those firms in the state who fall into the same size and industry category. All industries are then combined to get an estimate of total employment in every OEWS category.

**Labor Market Area** – An area with a certain degree of social and economic integration as measured through commuting patterns. In New England these areas are typically made up of cities and towns.

**New England City and Town Area (NECTA)** – A geographic entity, created for statistical purposes, consisting of a city or town, or a group of cities and towns, associated with at least one core (urbanized area or urban cluster) of at least 10,000 population. These component cities and towns must be adjacent with one another and have a high degree of social and economic integration with the core as measured through commuting patterns. This is unique to the six New England states.

**Metropolitan New England City and Town Area (Metro NECTA)** – A Core Based Statistical Area associated with at least one urbanized area that has a population of at least 50,000. New Hampshire has four Metro NECTAs – one of which is entirely within New Hampshire's borders, and two contain portions of the neighboring state of Maine. The Boston-Cambridge-Quincy MA-NH Metro NECTA includes New Hampshire towns that are part of four NECTA divisions.

- ♦ **Manchester NH Metro NECTA** – an urbanized area entirely within New Hampshire
- ♦ **Portsmouth NH-ME Metro NECTA** – an area predominantly within New Hampshire, but includes the towns of Eliot, Kittery and York in Maine.
- ♦ **Dover-Durham, NH-ME Metro NECTA** – an area predominantly within New Hampshire, but includes the towns of Lebanon, Berwick and South Berwick in Maine.
- ♦ **Boston-Cambridge-Quincy MA-NH Metro NECTA** – an area predominately within Massachusetts which includes Boston and its suburbs. For most statistical purposes it is subdivided into its component NECTA Divisions, four of which include towns in New Hampshire.

# Glossary

---

**New England City and Town Area (NECTA) Division** – a NECTA Division is a city or town or a group of cities and towns with a high degree of social and economic integration which contains an urbanized area that has a population of at least 50,000 and is part of a large (population of at least 2.5 million) Metropolitan NECTA. New Hampshire has four NECTA Divisions under this standard, all of which contain portions of the neighboring state of Massachusetts. All are part of the Boston-Cambridge-Quincy MA-NH Metro NECTA. The four areas are:

- ♦ **Haverhill-Newburyport-Amesbury, MA-NH** – an area predominantly within Massachusetts, but includes towns in the Hampstead-Seabrook area of New Hampshire
- ♦ **Lawrence-Methuen-Salem MA-NH** – an area predominantly within Massachusetts, consisting entirely of the cities of Lawrence and Methuen and the town of North Andover in Massachusetts, and the town of Salem, New Hampshire.
- ♦ **Lowell-Billerica-Chelmsford MA-NH** – an area predominately within Massachusetts, which includes the town of Pelham, New Hampshire
- ♦ **Nashua NH-MA** – an area predominately within New Hampshire, which includes the towns of Townsend and Pepperell in Massachusetts

**Micropolitan New England City and Town Area (Micro NECTA)** – a Core Based Statistical Area associated with at least one urban cluster that has a population of at least 10,000, but less than 50,000. The Micropolitan area is a new concept under the new standard. New Hampshire has five Micro NECTAs. The Micro NECTAs are:

- ♦ **Berlin NH Micro NECTA**
- ♦ **Concord NH Micro NECTA**
- ♦ **Keene NH Micro NECTA**
- ♦ **Laconia NH Micro NECTA**
- ♦ **Lebanon NH-VT Micro NECTA**

# Glossary

---

**Small Labor Market Area (LMA)** – a grouping of towns that are economically interdependent, but do not meet the population or commuting thresholds for a Micro or Metro NECTA. New Hampshire has 16 LMAs – some of which are entirely within the state’s borders, and others that contain portions of the neighboring states of either Maine or Vermont. These areas are:

- ♦ **Belmont NH LMA**
- ♦ **Brattleboro VT-NH LMA**
- ♦ **Charleston NH LMA**
- ♦ **Claremont-Newport NH LMA**
- ♦ **Colebrook NH-VT LMA**
- ♦ **Conway NH-ME LMA**
- ♦ **Franklin NH LMA**
- ♦ **Haverhill NH LMA**
- ♦ **Hillsborough NH LMA**
- ♦ **Littleton NH LMA**
- ♦ **Meredith NH LMA**
- ♦ **New London NH LMA**
- ♦ **Peterborough NH LMA**
- ♦ **Plymouth NH LMA**
- ♦ **Raymond NH LMA**
- ♦ **Wolfeboro NH LMA**

# Glossary

---

**OEWS Wage Survey Areas** – New Hampshire has 17 substate OEWS wage areas. These wage areas are based on the New Hampshire portions of the labor market areas. Three of these are the New Hampshire portions of Metro NECTAs. Four are the New Hampshire portions of NECTA Divisions. Three are small Labor Market Areas (LMAs) and the remainder are built by combining Micro NECTAs and LMAs. The areas are combined to increase the number of occupations for which employment and wage estimates will meet standards of reliability and to exhaust the geography of the state. The wage areas are:

- ♦ **Claremont-Charlestown** – consists of the Claremont-Newport Micro NECTA and the Charlestown LMA
- ♦ **Greater Concord** – consists of the Concord Micro NECTA and the New London, Franklin and Hillsborough LMAs
- ♦ **Conway-Wolfeboro** – consists of the NH portion of the Conway NH-ME LMA and the Wolfeboro LMA
- ♦ **Dover-Durham** – consists of the NH portion of the Dover-Durham NH-ME Metro NECTA
- ♦ **Hampstead-Seabrook** – consists of the NH portion of the Haverhill MA-NH Metro NECTA
- ♦ **Keene** – consists of the Keene Micro NECTA
- ♦ **Laconia-Belmont** – consists of the Laconia Micro NECTA and the Belmont and Meredith LMAs
- ♦ **Lebanon-Hanover** – consists of the NH portion of the Lebanon NH-VT Micro NECTA and the Haverhill NH LMA
- ♦ **Manchester** – consists of the Manchester Metro NECTA
- ♦ **Nashua-Derry** – consists of the NH portion of the Nashua NH-MA Metro NECTA Division
- ♦ **Northern NH** – consists of the Berlin Micro NECTA, and consists of the NH portions of the Colebrook NH-VT, NH and the Littleton NH-VT LMA
- ♦ **Pelham** – consists of the Pelham, NH portion of the Lowell MA-NH Metro NECTA Division
- ♦ **Peterborough** – consists of the Peterborough LMA
- ♦ **Plymouth** – consists of the Plymouth LMA
- ♦ **Portsmouth** – consists of the NH portion of the Portsmouth NH-ME Metro NECTA
- ♦ **Raymond** – consists of the Raymond LMA
- ♦ **Salem** – consists of the Salem, NH portion of the Lawrence MA-NH Metro NECTA Division



Other publications from the **Economic and Labor Market Information Bureau** available online at [www.nhes.nh.gov/elmi](http://www.nhes.nh.gov/elmi)

- Community Profiles
- Economic Analysis Reports
- Economic Impact Scenarios (REMI Model)
  - Hospital Construction Projects in New Hampshire
  - What if the Shipyard Closed?
  - Childcare in New Hampshire
- Industry Sector Analysis
  - Health Care Workers in New Hampshire
  - Information Technology Occupations in New Hampshire
  - Positively Productive
  - The Hospitality Industry Cluster in New Hampshire
  - Work in Progress: Construction in New Hampshire
- Job Outlook and Locator: Occupations by Industry
- Licensed, Certified, and Registered Occupations in New Hampshire
- Local Employment Dynamics/OnTheMap Analysis
  - The Upper Valley – OnTheMap
  - Sullivan County: A Workforce Study
- Manufacturing in New Hampshire Fact Sheet
- New Hampshire Economic Conditions
- New Hampshire Occupational Employment and Wages
- Real-Time Labor Market Information/Online Job Ads Analysis
  - New Hampshire Online Job Ads Summary
  - Staffing Agency Job Ads in New Hampshire
  - Truckers: Keep Goods Moving
  - Nursing Job Postings in New Hampshire
  - New Hampshire Computer and Information Technology Job Postings
- STEM in New Hampshire: A Labor Demand-Supply Analysis
- Veterans in New Hampshire
- Vital Signs, New Hampshire Economic and Social Indicators
- Workforce and Career Information User's Guide



For the latest information on the New Hampshire economy subscribe to ELMI E-lets, a free subscription service providing notices about release of the monthly unemployment rate, updated economic and labor force statistics, new reports and publications, and announcements about new and updated career resources. To subscribe, go to [www.nhes.nh.gov/elmi](http://www.nhes.nh.gov/elmi) and click on Subscribe to ELMI E-lets.

New Hampshire Employment Security is a proud member of  
America's Workforce Network and NH WORKS.

NHES is an Equal Opportunity Employer and complies with  
the Americans with Disabilities Act. Auxiliary aids and services  
are available upon request to individuals with disabilities.

TDD Access: Relay NH 1-800-735-2964

