

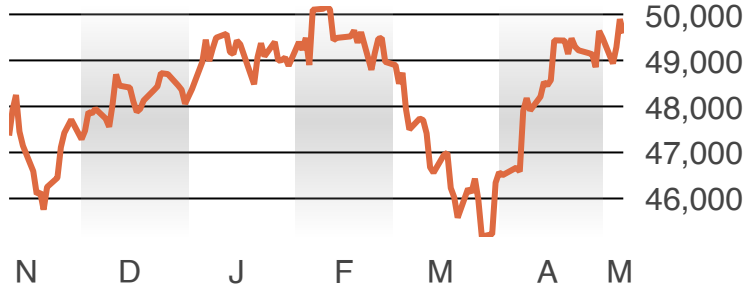
A DAY ON WALL STREET

May 7, 2026

Dow Jones industrials

-313.62

49,596.97



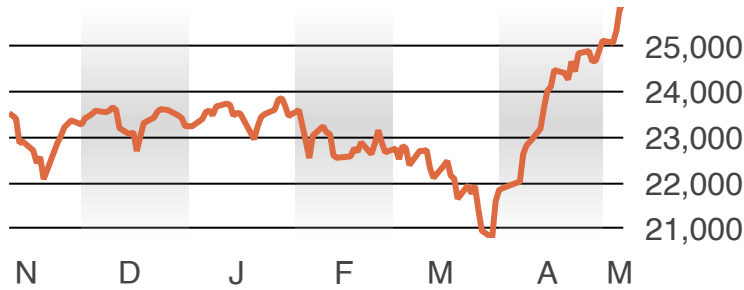
Pct. change from previous: -0.63% High 50,130.20 Low 49,487.97

May 7, 2026

Nasdaq composite

-32.75

25,806.20



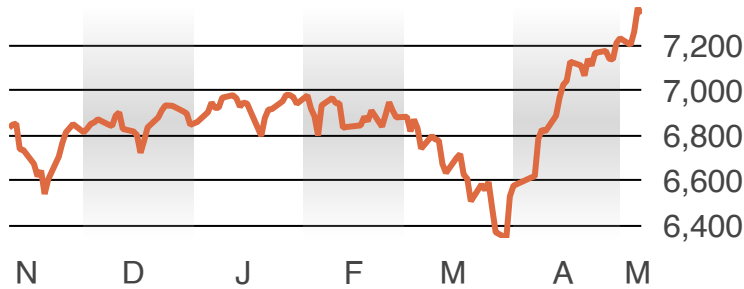
Pct. change from previous: -0.13% High 26,036.38 Low 25,713.65

May 7, 2026

Standard & Poor's 500

-28.01

7,337.11



Pct. change from previous: -0.38% High 7,385.02 Low 7,321.25