A DAY ON WALL STREET

May 6, 2026

Dow Jones industrials

612.34

49,910.59

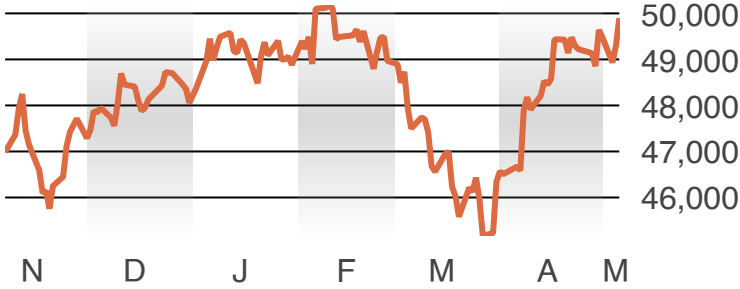

Pct. change from previous: 1.24% High 50,011.53 Low 49,442.19

May 6, 2026

Nasdaq composite

512.82

25,838.94

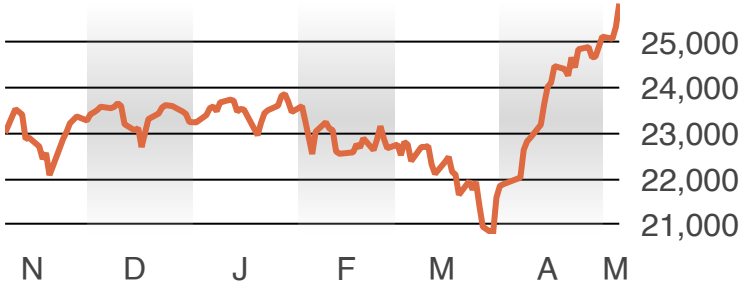

Pct. change from previous: 2.02% High 25,850.19 Low 25,464.44

May 6, 2026

Standard & Poor's 500

105.90

7,365.12

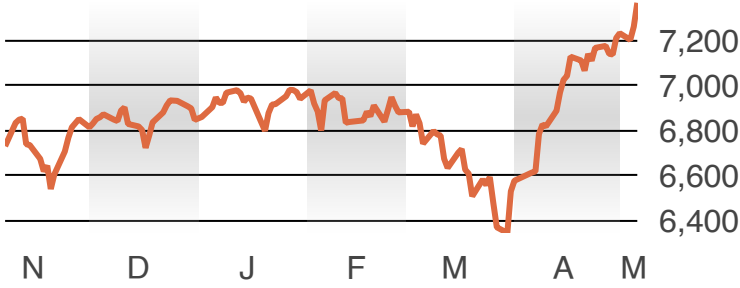

Pct. change from previous: 1.46% High 7,369.22 Low 7,294.14