

**Virginia Tech Board of Visitors**  
**Special Meeting**

**Friday, April 21, 2023**  
**10:00 a.m.**

**All-Virtual Meeting**

*The meeting will be livestreamed for the public;  
the link will be provided at <https://bov.vt.edu/> 30 minutes  
prior to the start of the meeting*

**Agenda**

**Resolution on Tuition and Fee Rates for 2023-24**

- Presentation by Amy Sebring, Executive Vice President and Chief Operating Officer

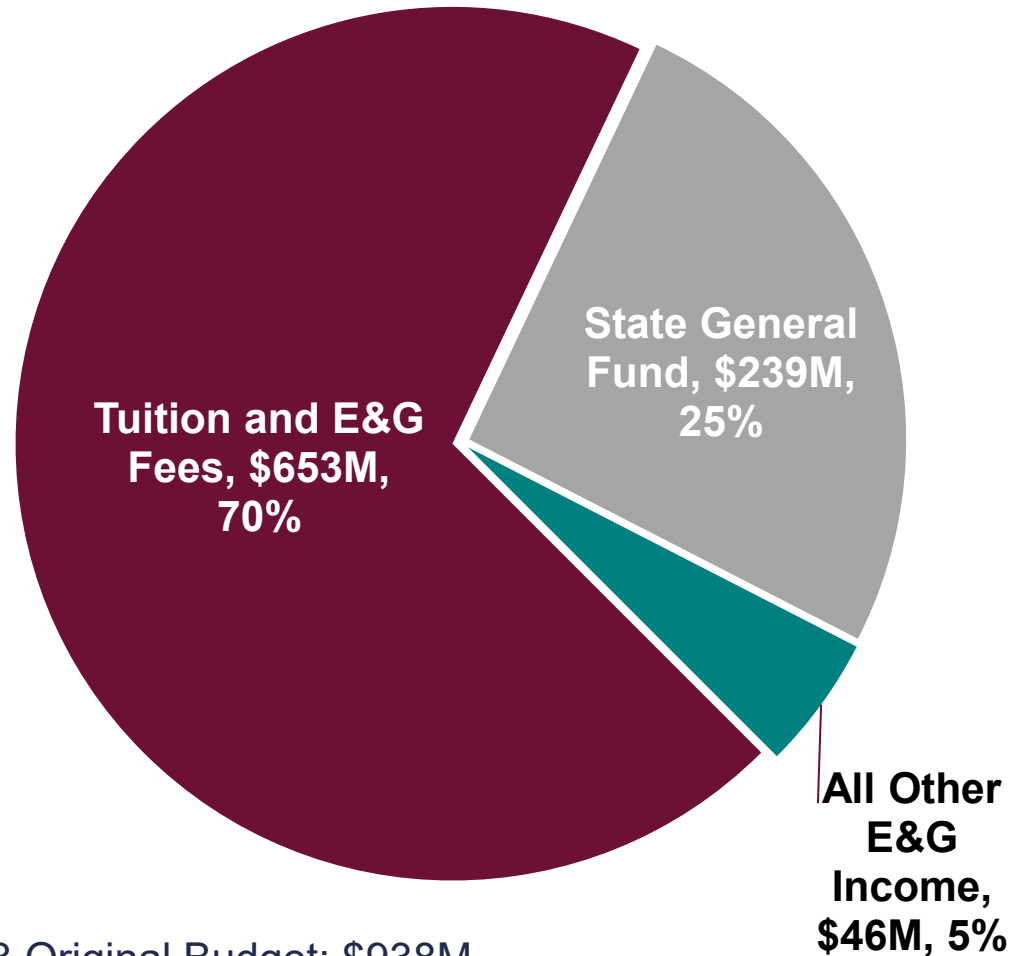
# FY24 TUITION AND FEES

AMY SEBRING, EXECUTIVE VICE PRESIDENT  
AND CHIEF OPERATING OFFICER

April 21, 2023

# Current State: Tuition revenue accounts for 70% of E&G revenue

Revenue (sources)

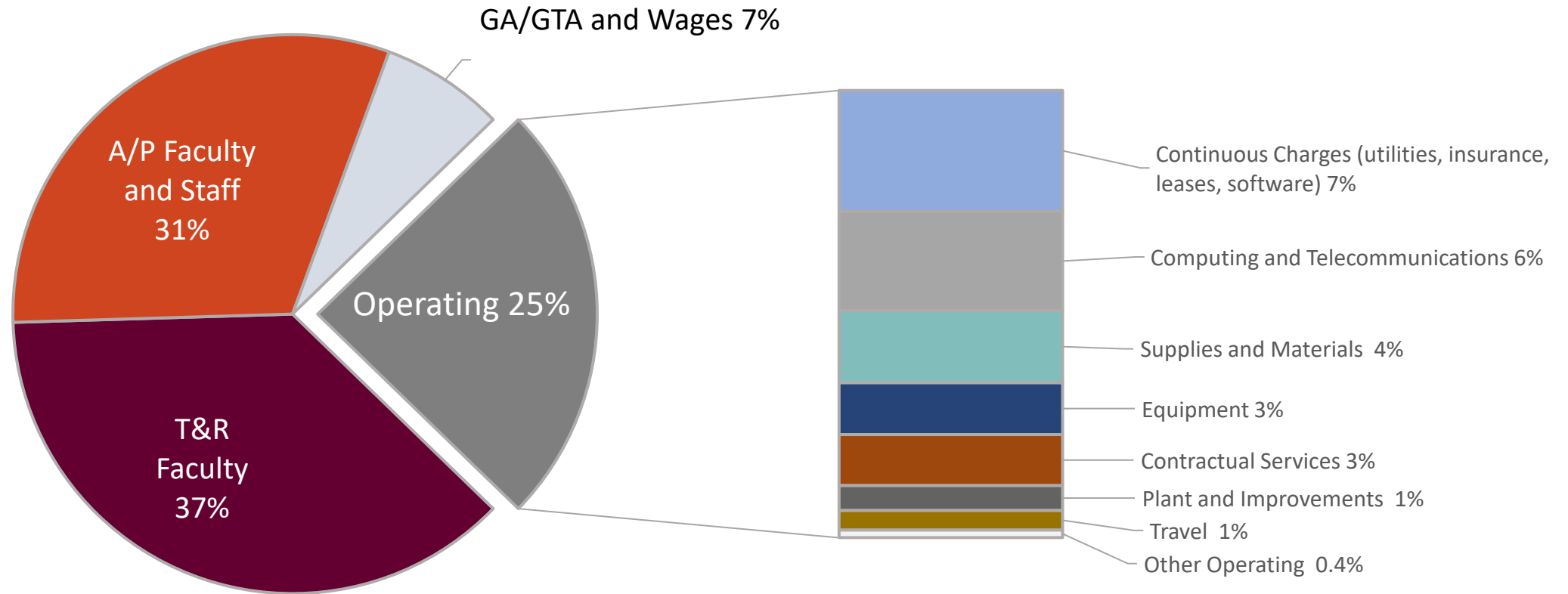


Total FY23 Original Budget: \$938M

## Educational & General (E&G) Programs

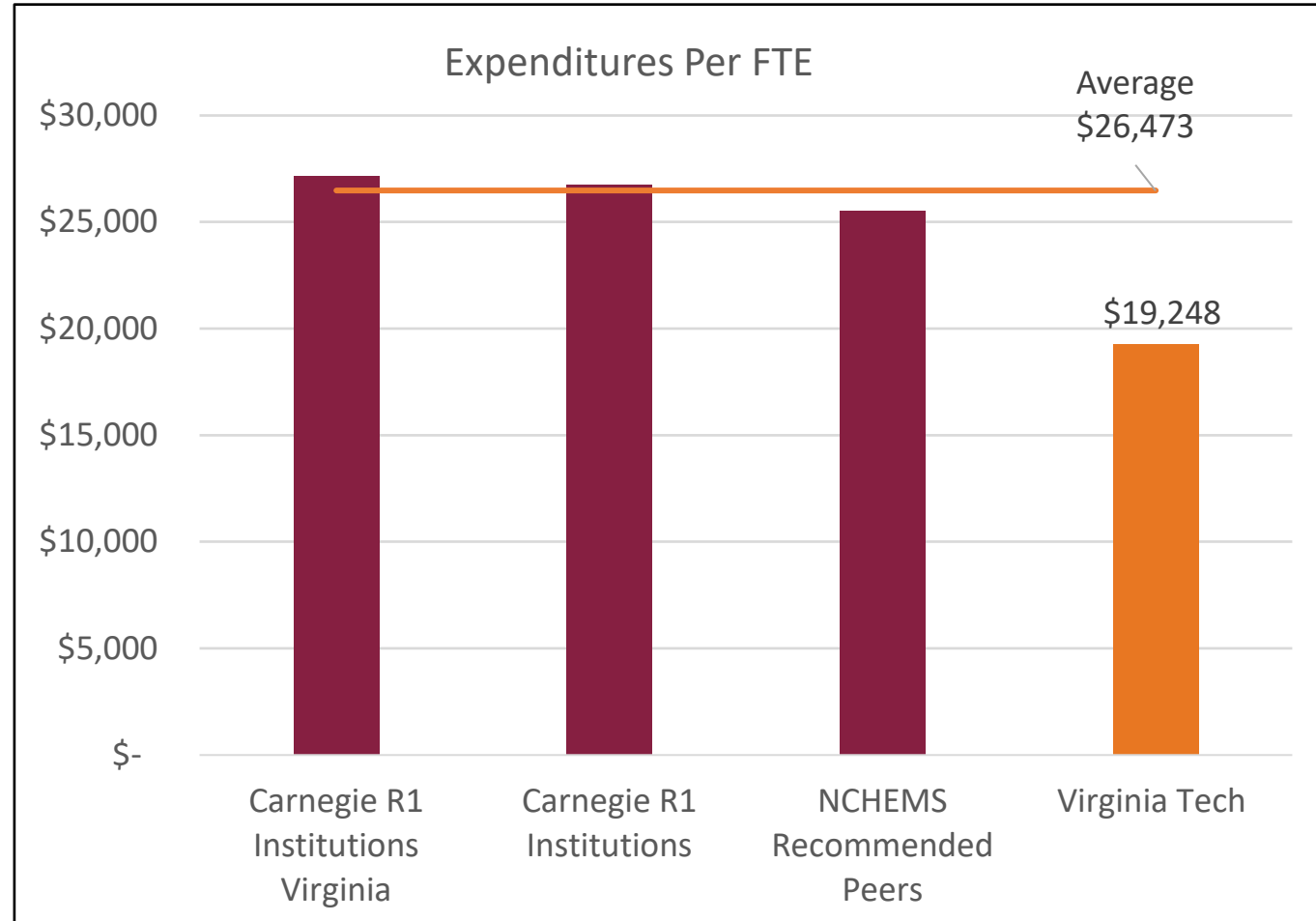
- Instruction
- Research
- Public service
- Academic Support
- Student Services
- Institutional Support
- Operation & Maintenance of Plant

# Current State: Personnel account for 75% of E&G spend



# Current State: Virginia Tech delivers quality more efficiently than comparable institutions

- The 2021 General Assembly directed the State Council of Higher Education for Virginia (SCHEV) to review higher education costs, funding needs, appropriations, and efficiency.
- SCHEV retained the National Center for Higher Education Management Systems (NCHEMS) to develop a cost analysis methodology of Virginia institutions and proposed updated peer institutions
- SCHEV/NCHEMS provided three-year average (FY18 -FY20) of E&G expenditures per Full-Time Equivalent (FTE) for Virginia institutions with institutions with similar characteristics (such as doctoral universities with very high research activity, labeled as Carnegie R1 Institutions).



# FY21 base E&G reductions resulted in further constraints

- All colleges took a **3% base budget reduction**
- Administrative units (non-college areas) took a **5% base budget reduction** to support critical and strategic needs, including tuition mitigation
- Base budget reductions totaled \$19.8M
- Across-the-board reductions negatively impacts already “thin” areas

# Tuition recommendations informed by:

- Level of state support
  - State general fund support remains unknown pending final General Assembly action
- Known (or projected) costs
  - State mandated costs remain unknown pending final General Assembly action
- Strategic investments
- Market position
  - Impact of students and families

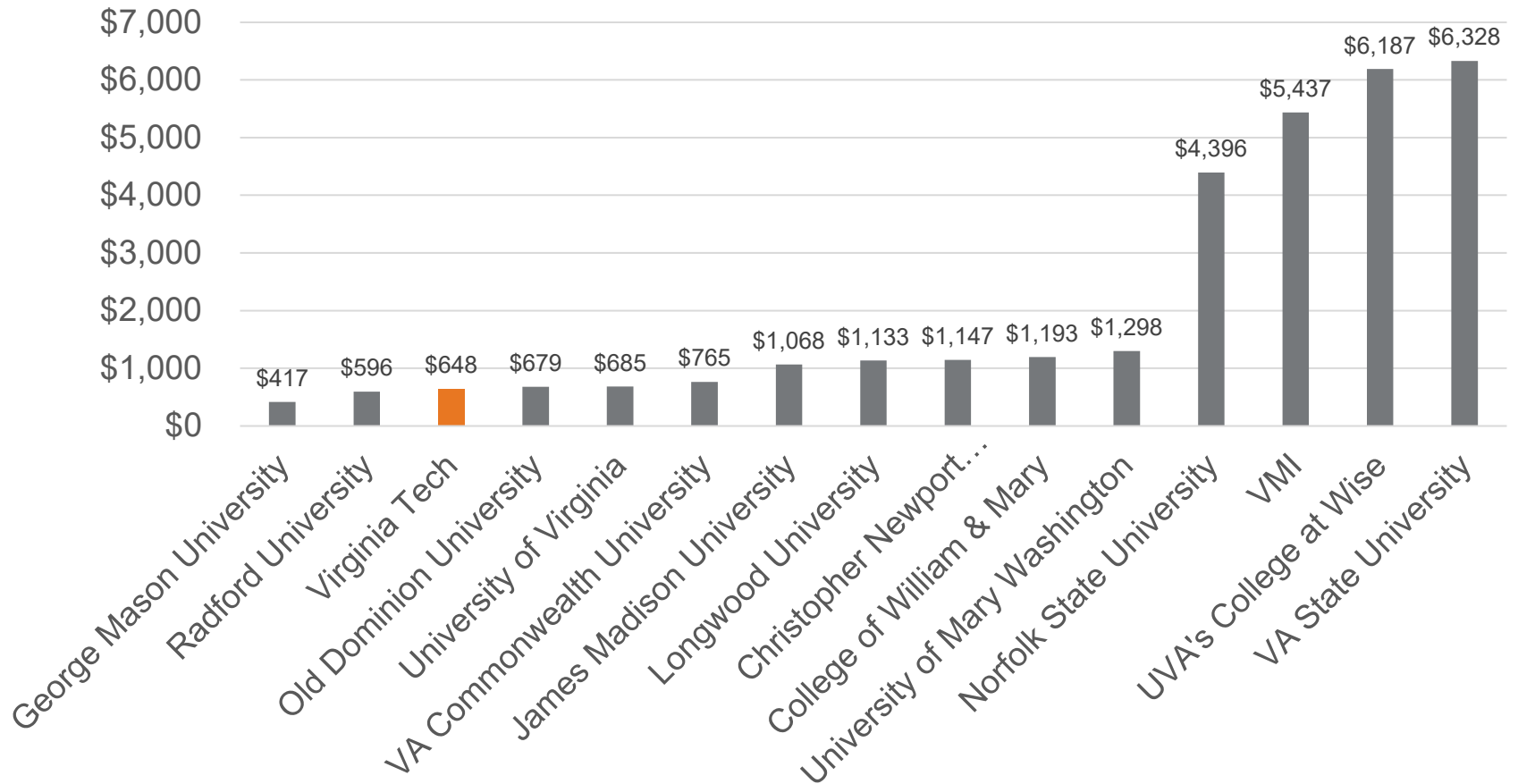


# 2022-24 Biennium: State E&G increases varied by institution

- **2022** General Assembly increased base E&G GF support for FY23
  - \$15M for VT in FY23
  - No incremental base E&G funding was provided for FY24

- **2023** General Assembly made no changes to FY24 in “the skinny budget”
  - They continue to deliberate additional changes

Incremental E&G General Fund Per Resident Student in FY23



# State-mandated salary increases are driving FY24 tuition increases

	<b>Skinny Budget</b> (\$ in millions)	<b>Tuition Equivalent</b>
Mandatory & Unavoidable Costs	\$ 29.6	5.7%
4.9% Tuition Increase	25.6	4.9%
<b>Funding Gap</b>	<b>\$ (4.0)</b>	<b>-0.8%</b>

**Mandatory costs include:**

- \$19.8 million for state-mandated salary and health insurance increases not covered by general fund support
- \$ 5.0 million in incremental costs for VMSDEP

**Unavoidable costs include:**

- \$1.9 million in cost escalations for utilities, insurance, and leases
- \$2.2 million for operation and maintenance of new facilities
- \$0.7 million for promotion and tenure

- "Skinny Budget" reflects the current appropriation act with technical amendments approved by the 2023 General Assembly
  - 5% salary increase
  - No incremental GF operating support
- Additional state mandated actions may further erode strategic investments
- +1% salary increase drives \$6.3M in E&G costs (state funds 39%)



# Strategic investments will be needed to realize *Beyond Boundaries*

## Destination for Talent

Access and Affordability: Virginia Tech Advantage  
Employee Recruitment and Retention

## Academic Excellence

Tech Talent Investment–Innovation Campus  
Health and Biomedical Sciences  
Integrated Security  
Destination Areas 2.0

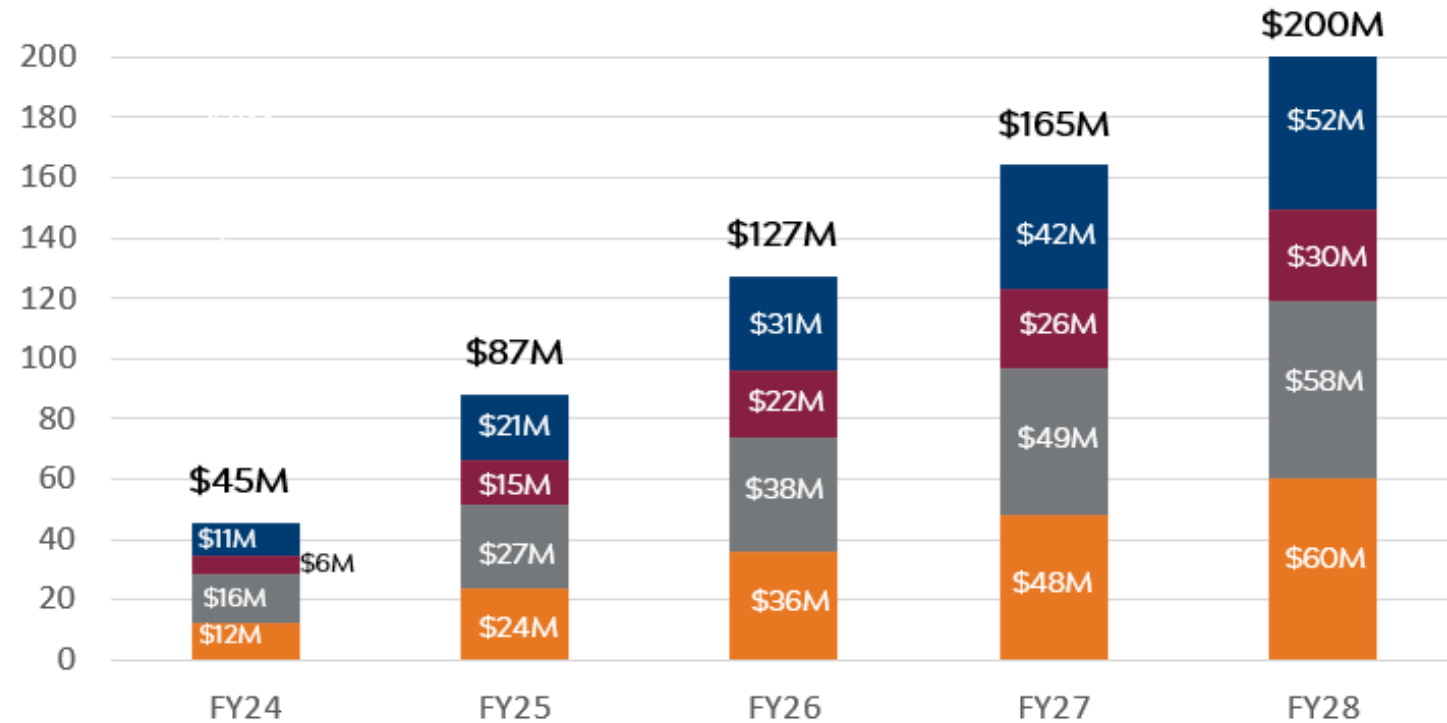
## Enabling Infrastructure and Capacity

Advancement  
IT Transformation/Technology Infrastructure  
Facilities Renewal

## Academic Quality and Critical Needs

Academic Incentive-Based Funding (PIBB Model)  
Annual Critical Needs Requests

Multiple fund sources will contribute to the achievement of these strategic initiatives



# Creating the Virginia Tech Advantage

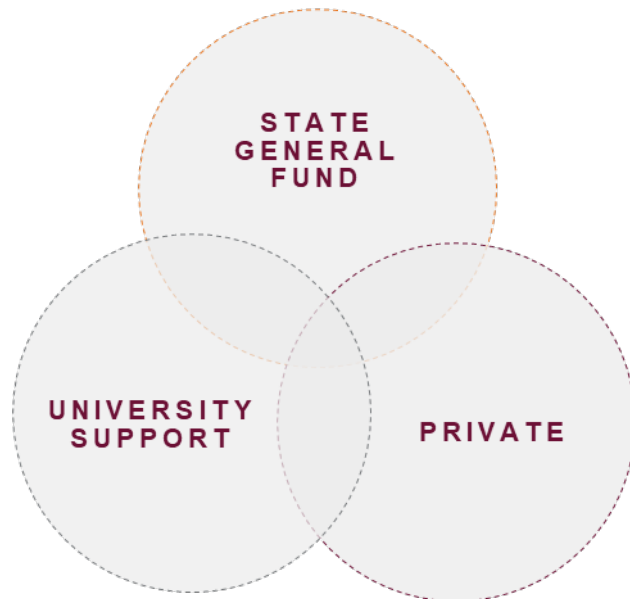
*Access and affordability are among the university's top priorities.*

## Goals

1. Expand Financial Aid
2. Enhance the Student Experience - includes internships

## Financial Aid Funding Need

- \$30M (based on net price gap of peers) to enhance affordability within 5 years (Phase 1)
- An additional \$20M+ to address long-range goals



State Support

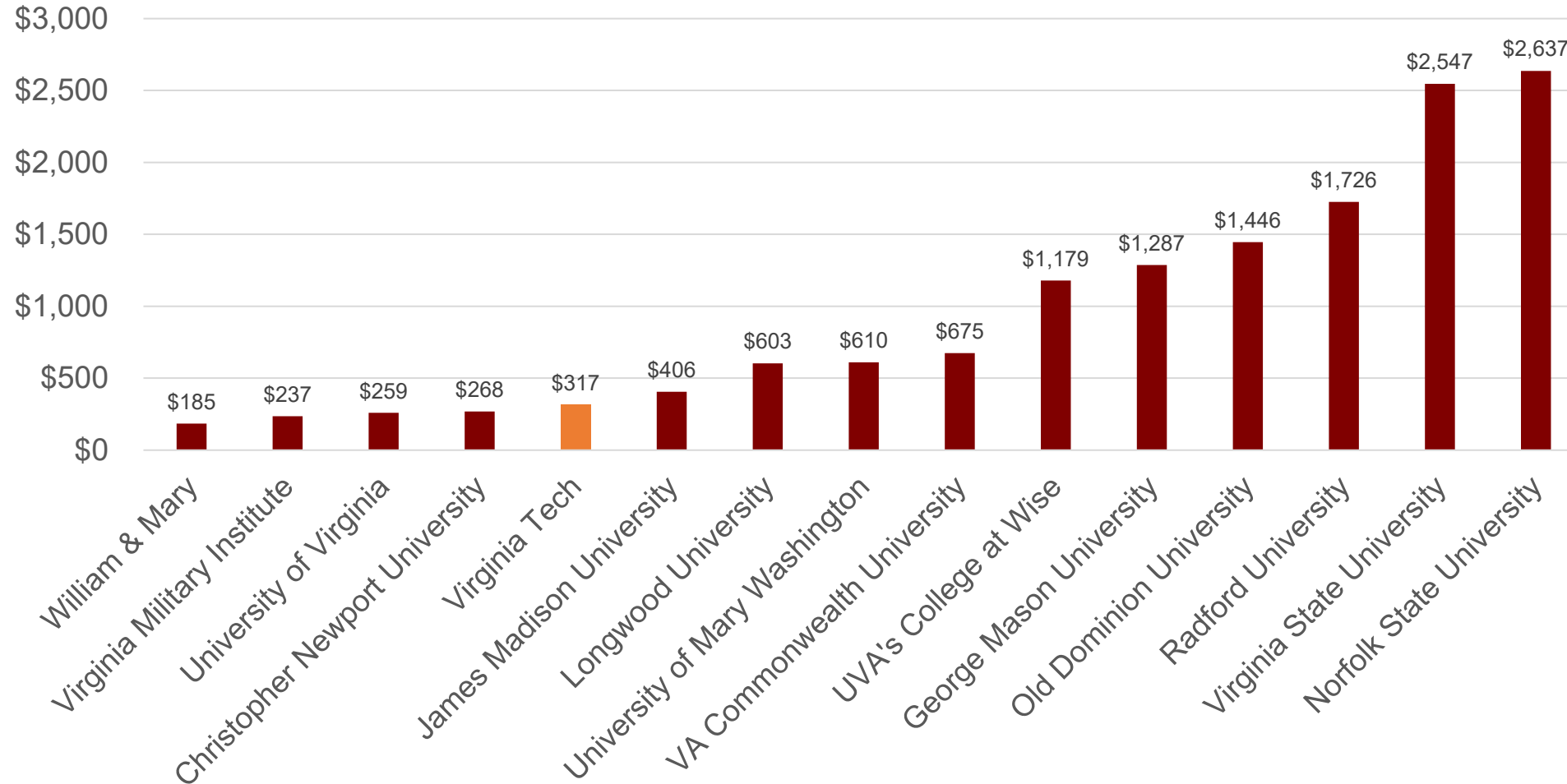
Projected Costs

Strategic Initiatives

Market Competitiveness

# Incremental state funding for financial aid has also varied by institution

Incremental SFA GF per Resident Undergraduate FY24 (appropriated during 2022 session)

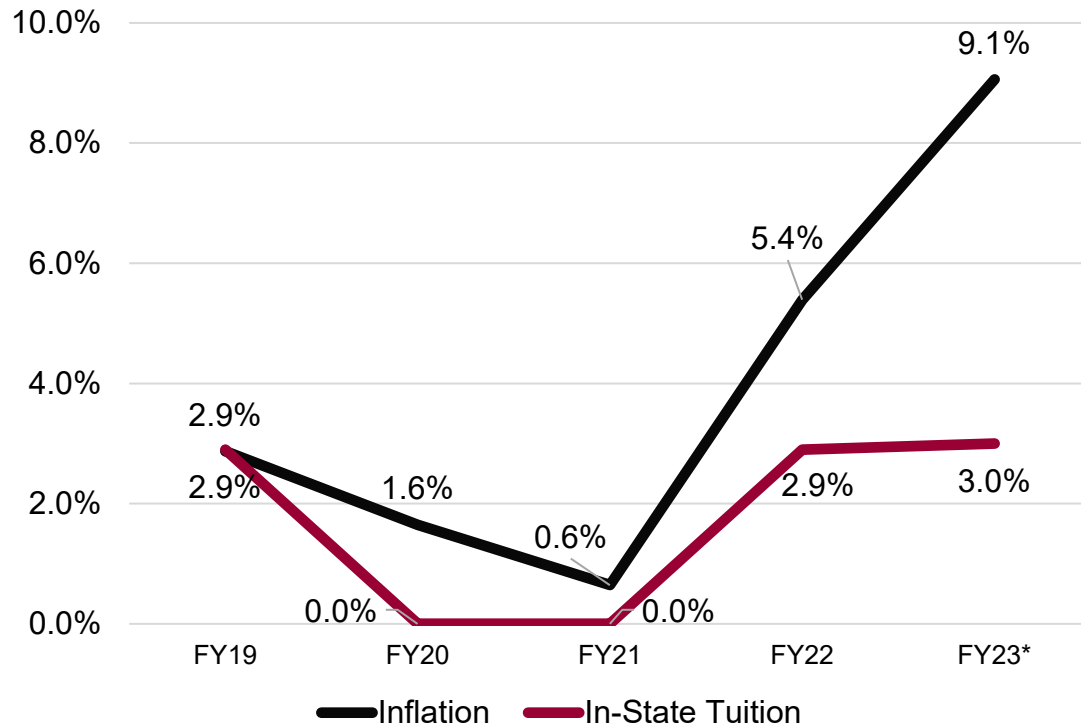


# Virginia Tech's sticker price remains competitive for in-state undergraduate students

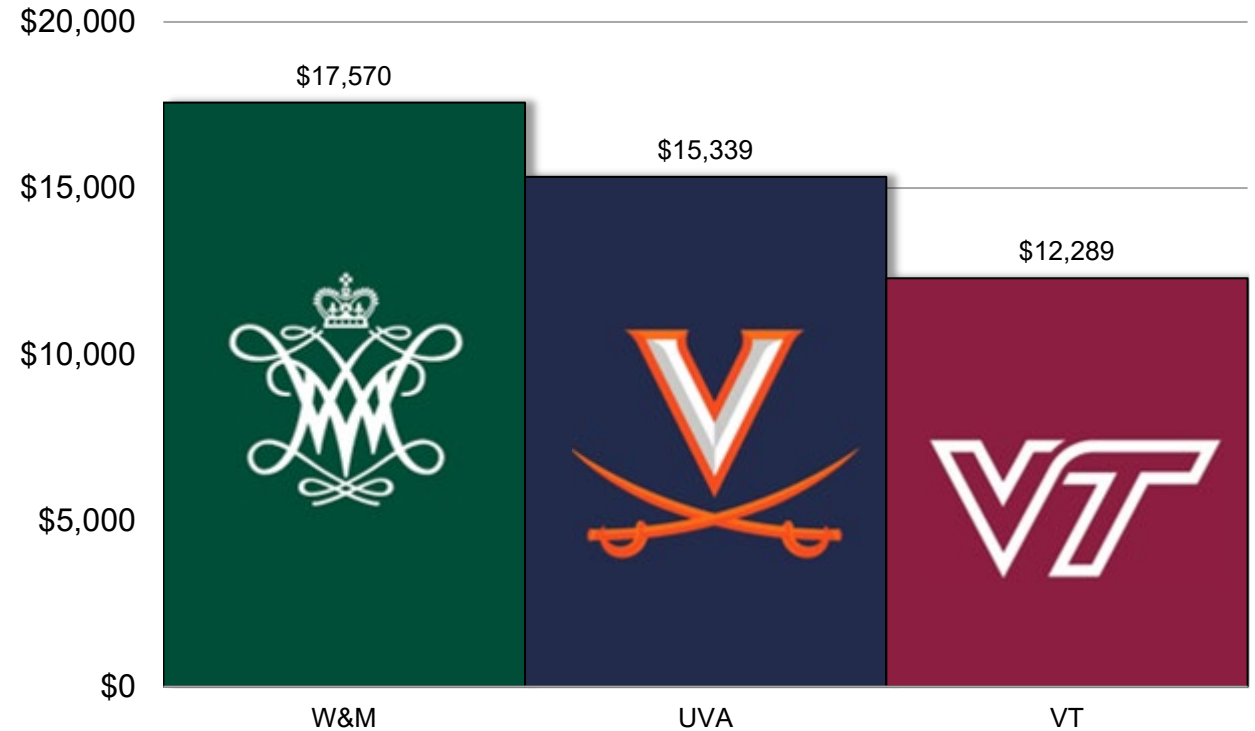


- Over the past five years:
  - Consumer Price Index (inflation) has increased **21%**
  - In-State undergraduate tuition has increased just **9%**

Virginia Tech Tuition vs. Inflation  
FY19-FY23



Virginia Public Four-Year Institutions  
FY23 In-state Undergraduate Tuition & E&G Fees



\* FY23 In-state increase offset by one-time tuition mitigation scholarship.



# Virginia Tech has little headroom in the out-of-state undergraduate market

	FY23	
	Rate	Rank
Virginia Tech	\$35,920	
Public SCHEV Peers	\$36,997	16 out of 24
Regional Competitive Peers	\$36,188	5 out of 7

Regional peers include Penn State, Rutgers, University of Maryland, Ohio State, University of Pittsburgh and North Carolina State University.

# Looking ahead: Strategic reallocations

- Across-the-board reallocations are effective as a stop gap measure, but are not likely to be sustainable in key programmatic and service areas
  - Annual across-the-board reductions are reactionary
  - Create environment of uncertainty
- Ambitious five-year plan for strategic investments will not be realized solely through incremental “new” revenue
- Strategic reallocations allow for:
  - Multi-year planning,
  - Process redesign and technology upgrades to facilitate the work,
  - Programmatic focus and alignment

# Comprehensive Fee (“Comp Fee”) recommendations informed by:

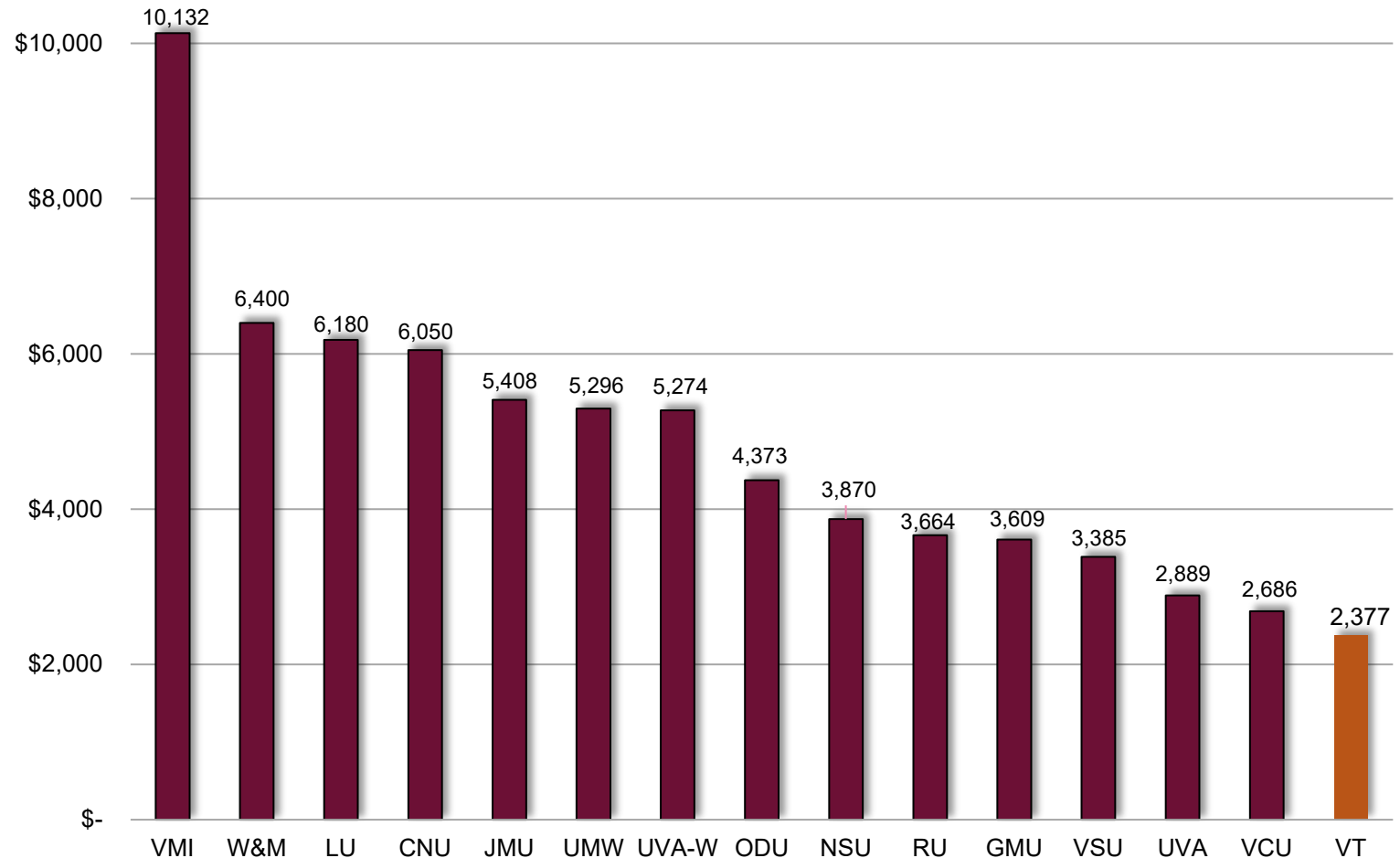
- Market position
- Projected costs
- Service needs



# Virginia Tech has the lowest comp fee among state public institutions

## The Comprehensive Fee supports:

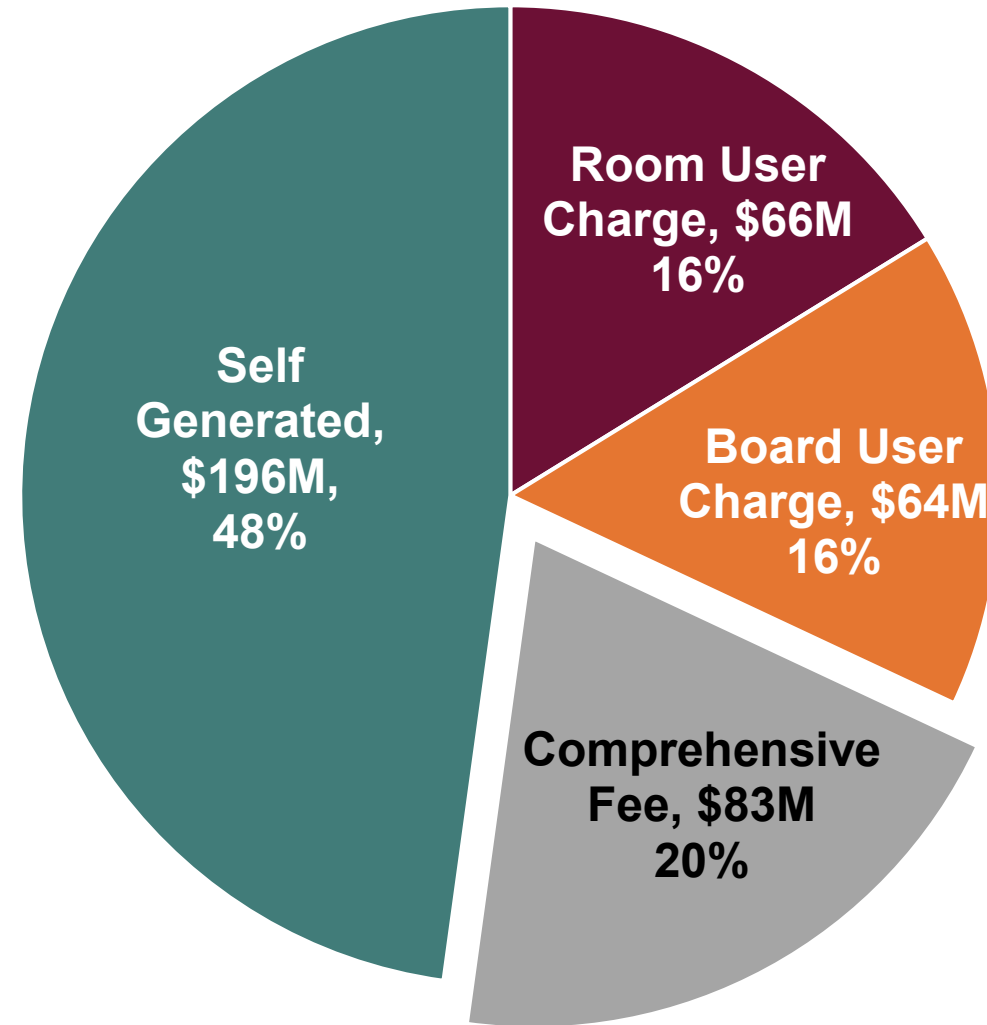
- Student Health
  - Health center, counseling, rescue squad
- Student Activities
  - Student programming, arts, student organizations
- Student Services
  - Transportation programs, career services, wireless access, Hokie Passport
- Athletics
  - Intercollegiate athletics operations
- Recreational Sports
  - Recreational programs, sports clubs



# Current state: Comp fee provides 20% of auxiliary revenues

## Auxiliary Enterprises:

- Receive no state support
- Are required to cover 100% of direct and indirect expenses including the state assigned compensation program
- Leverage self-generated revenues where possible to minimize comprehensive fee
- Student fees are increased only when necessary



FY23 Total Revenue = \$ 409M

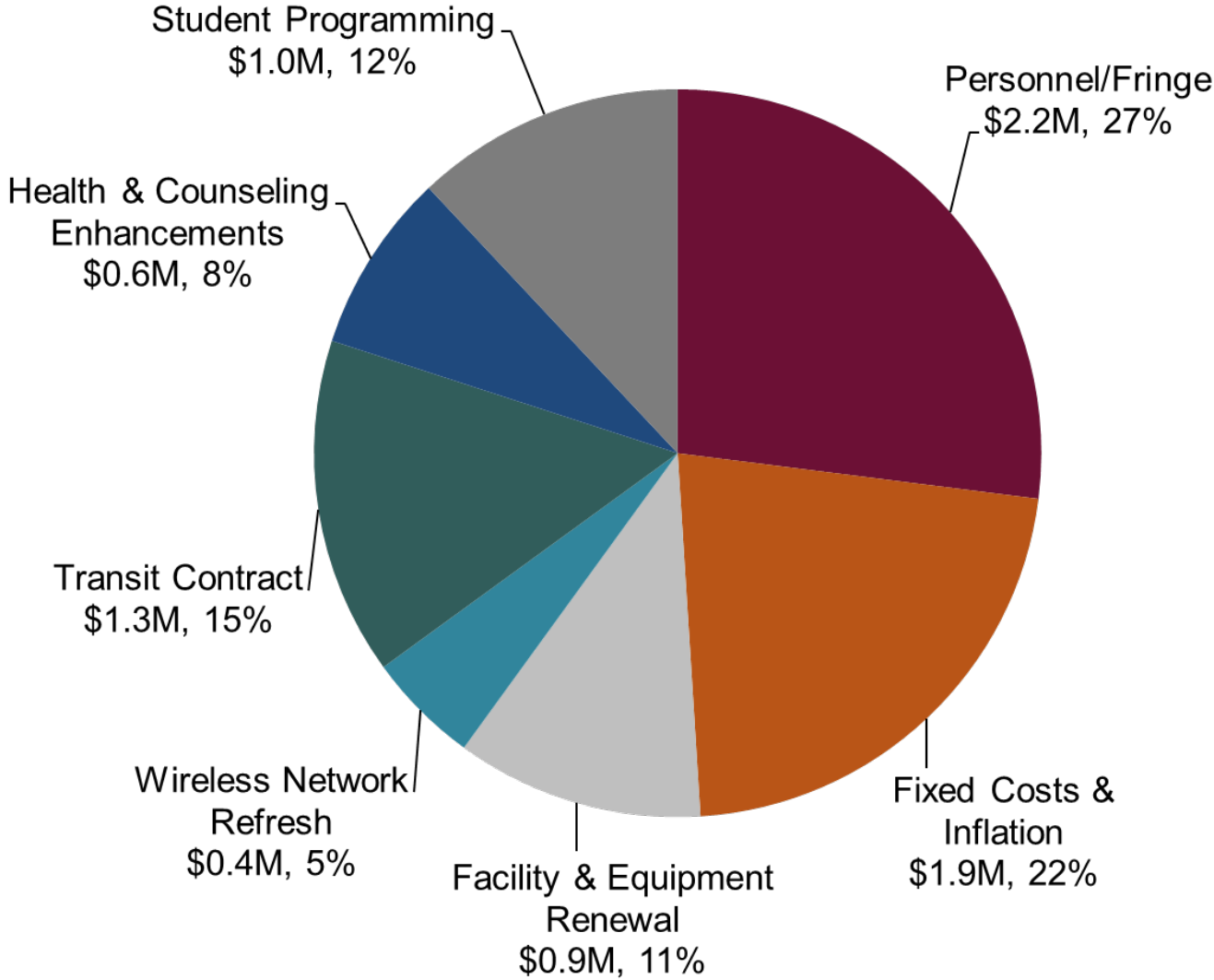
# Fee increase driven by mandated and unavoidable cost increases

	Skinny		7%	
	Budget	Fee	Compensation	Fee
	(\$ in millions)	Equivalent	Scenario	Equivalent
Mandatory & Unavoidable Costs	\$ 8.1	9.4%	\$ 9.6	11.3%
Service Needs	1.6	1.9%	1.6	1.9%
(less) Self-Generated Support	(3.7)	-4.4%	(3.7)	-4.4%
<b>Total</b>	<b>\$ 6.0</b>	<b>6.9%</b>	<b>\$ 7.5</b>	<b>8.8%</b>

- **8.8%** fee increase would be needed to cover:
  - 7% state-mandated compensation program (if appropriated) and
  - \$1.6M in incremental costs related to additional staffing for health and counseling staffing, career advising, student life, and TimelyCare virtual health services
- Recommend reducing the fee increase to **6.9%** if no change to the "skinny budget" (i.e., average 5% salary increase)



# Up to 80% of proposed fee increase driven by mandated and unavoidable costs



Market Position

Projected Costs

Service Needs

# Impact of tuition and fee increases on graduate students



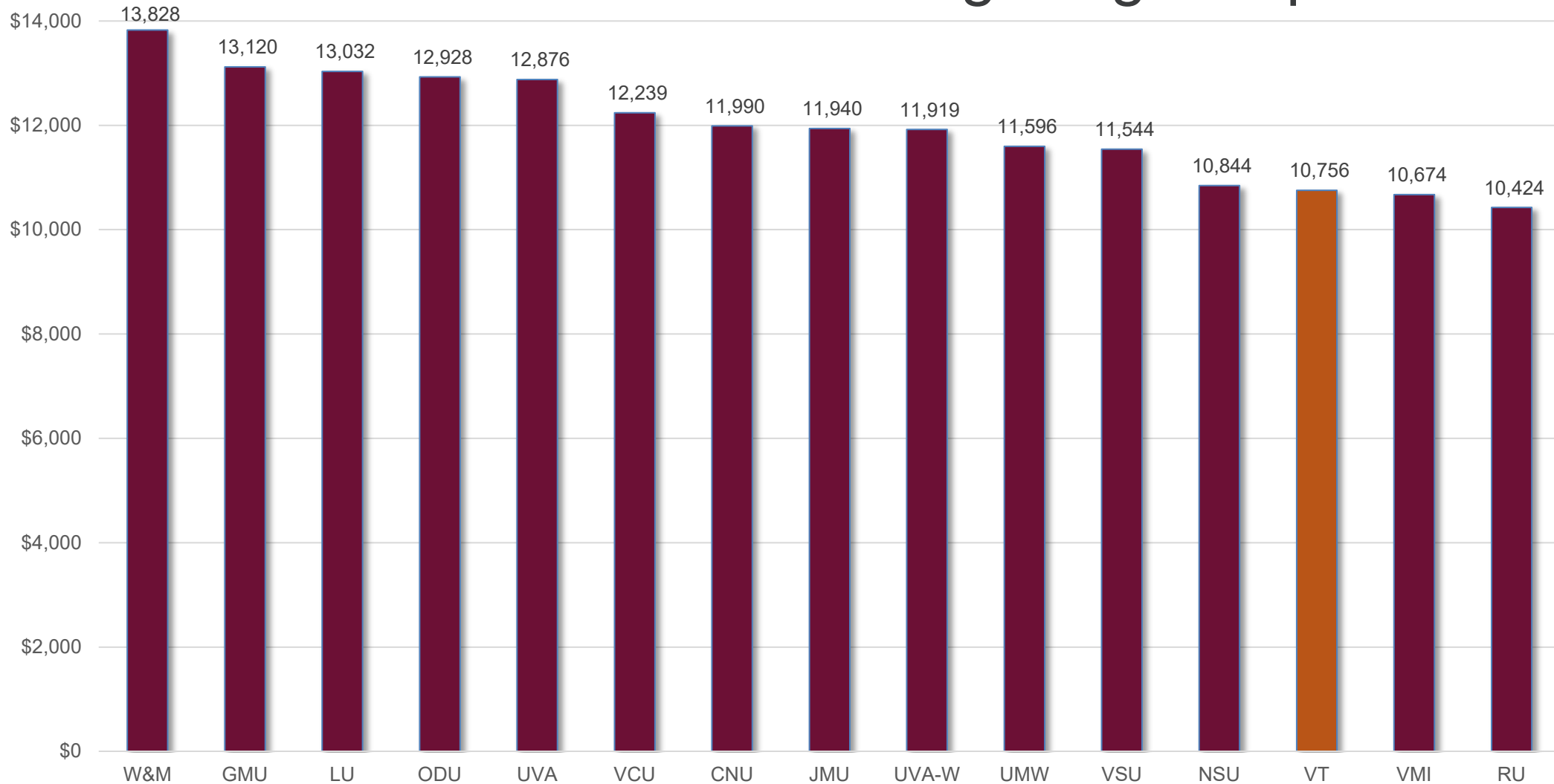
- 71% of full-time graduate students serve as a graduate assistant
  - Includes stipend, remission of tuition and E&G fees, and health insurance subsidy
- All graduate students, including those serving as graduate assistants, pay the comp fee and are eligible for services funded by that fee
- The statewide salary increase (5% minimum) will include graduate assistants, which will more than cover the proposed comprehensive fee increase
- In addition, the recent Task Force recommended increasing the minimum stipend level to address affordability concerns
  - This recommendation is among the top budget priorities for FY24 if resources are available
  - Specific minimum stipend will be set through university's budget process

# Proposed room & board rates informed by:

- Market competitiveness
- Known or projected costs
- Service level needs



# Current state: Virginia Tech's room & board third lowest among Virginia publics



# Room & Board increase driven by mandated and unavoidable cost increases

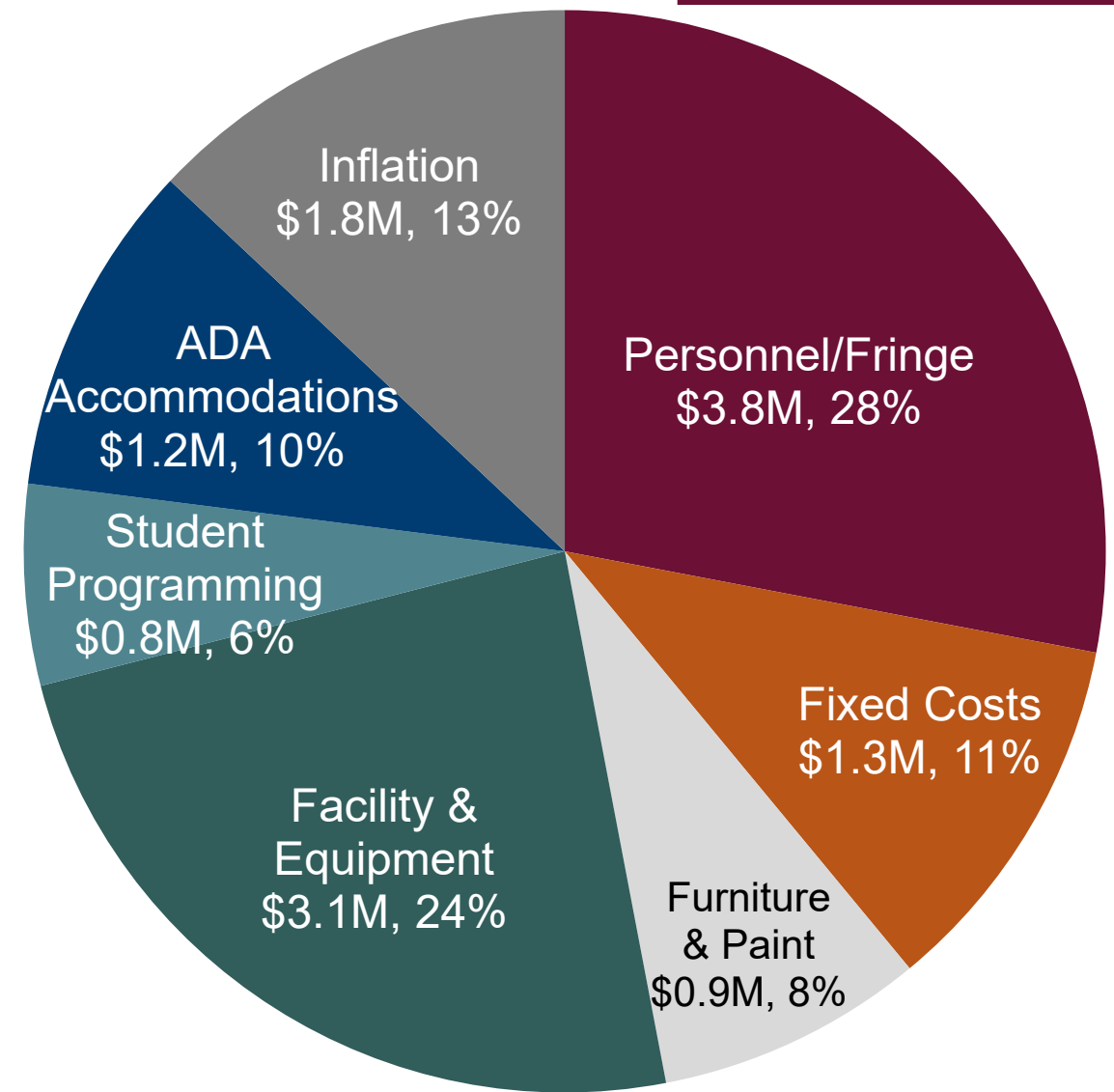
	Skinny Budget (\$ in millions)		7% Compensation Scenario	
		Fee Equivalent		Fee Equivalent
Mandatory & Unavoidable Costs	\$ 11.8	8.3%	\$ 12.1	8.6%
Service Needs	0.8	0.6%	0.8	0.6%
<b>Total</b>	<b>\$ 12.6</b>	<b>8.9%</b>	<b>\$ 12.9</b>	<b>9.2%</b>

- A 9.2% increase is required to accommodate a 7% state compensation program (if appropriated)
- **The 9.2% will be reduced to 8.9% if the final state budget includes a 5% average salary increase**



# FY24 cost drivers put pressure on room and board, mirroring trends in the market

- In 2022, food prices increased by 9.9% according to US Dept Agriculture
- Average cost of off-campus housing in Blacksburg has increased 8%
- A **9.2% increase** in Room and Board is needed to maintain current services, address 7% state compensation program with:
  - New Upper Quad opening Fall 2023
  - Perry Place dining opening Spring 2024
  - Allergen free dining venue in Dietrick Hall
  - Staffing and support for student programming
- A slightly lower increase (8.9%) is needed if the state's compensation program is 5%
- **The university would reduce the rate increase to 8.9% if the state compensation program is 5%**



# Philosophy for managing state uncertainty

## State budget process not yet finalized

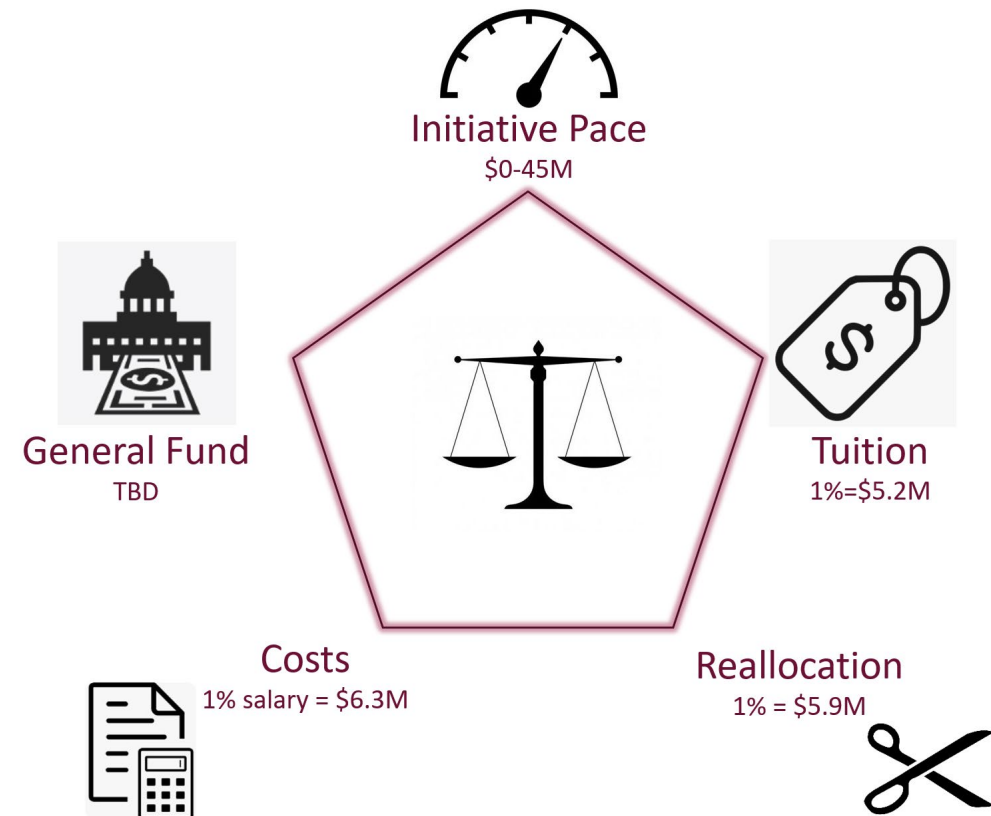
- New unrestricted General Fund support not known
- Compensation is a significant cost (includes graduate stipends)

## With additional state support, priority will focus on:

- Addressing additional state costs (e.g. compensation)
- Any other state requirements for use of funds

## Beyond that, incremental state funding would:

- Accelerate access and affordability
- Support strategic investments towards goal of becoming a Top 100 Global Research Institution
- Address critical needs requests consistent with strategic investment priorities
- Plan strategically for reallocations



# Proposal Highlights

	<u>2022-23</u>	<u>2023-24</u>	<u>Increase</u>
<u>Tuition and Mandatory Fees</u>			
Resident Undergraduate	\$ 14,666	\$ 15,476	\$ 810
Nonresident Undergraduate	34,920	36,693	1,773
Resident Graduate	17,083	18,012	929
Nonresident Graduate	32,433	34,084	1,651
<u>Room and Board</u>	10,756	11,746	990

Full details of proposed tuition and fee rates for 2023-24 are included in Schedules 1-7.

# RECOMMENDATIONS:

- The board approves tuition, fee, room and board rates as recommended effective Fall semester 2023.
- Pending final action by the General Assembly, the board authorizes the president to reduce increases to the comprehensive fee and room and board to 6.9% and 8.9% respectively.

April 21, 2023

# DETAILED TUITION AND FEE RATE RECOMMENDATIONS

# RESIDENT UNDERGRADUATE

	<b>2022-23</b>	<b>Proposed</b>	<b>Increase</b>	
	<b>Charge</b>	<b>2023-24</b>	<b>\$</b>	<b>%</b>
Tuition	\$12,104	\$12,697	\$593	4.9%
E&G Fees	185	194	9	4.9%
<b><i>Tuition &amp; E&amp;G Fees</i></b>	<b>12,289</b>	<b>12,891</b>	<b>602</b>	<b>4.9%</b>
Comprehensive Fee	2,377	2,585	208	8.8%
<i>Tuition &amp; Mandatory Fees</i>	14,666	15,476	810	5.5%
Room and Board	10,756	11,746	990	9.2%
<b><i>Total Cost</i></b>	<b>\$25,422</b>	<b>\$27,222</b>	<b>\$1,800</b>	<b>7.1%</b>

# NONRESIDENT UNDERGRADUATE

	<b>2022-23</b>	<b>Proposed</b>	<b>Increase</b>	
	<b>Charge</b>	<b>2023-24</b>	<b>\$</b>	<b>%</b>
Tuition	\$31,754	\$33,310	\$1,556	4.9%
E&G Fees	789	798	9	1.1%
<b><i>Tuition &amp; E&amp;G Fees</i></b>	<b>32,543</b>	<b>34,108</b>	<b>1,565</b>	<b>4.8%</b>
Comprehensive Fee	2,377	2,585	208	8.8%
<b><i>Tuition &amp; Mandatory Fees</i></b>	<b>34,920</b>	<b>36,693</b>	<b>1,773</b>	<b>5.1%</b>
Room and Board	10,756	11,746	990	9.2%
<b><i>Total Cost</i></b>	<b>\$45,676</b>	<b>\$48,439</b>	<b>\$2,763</b>	<b>6.0%</b>

# GRADUATE

	<b>2022-23 Charge</b>	<b>Proposed 2023-24</b>	<b>Increase</b>	
			<b>\$</b>	<b>%</b>
<b><u>Resident Tuition</u></b>	\$14,521	\$15,233	\$712	4.9%
E&G Fees	185	194	9	4.9%
<b><i>Tuition &amp; E&amp;G Fees</i></b>	<b>14,706</b>	<b>15,427</b>	<b>721</b>	<b>4.9%</b>
Comprehensive Fee	2,377	2,585	208	8.8%
<b><i>Total Resident Graduate</i></b>	<b>\$17,083</b>	<b>\$18,012</b>	<b>929</b>	<b>5.4%</b>
<b><u>Nonresident Tuition</u></b>	\$29,267	\$30,701	\$1,434	4.9%
E&G Fees	789	798	9	1.1%
<b><i>Tuition &amp; E&amp;G Fees</i></b>	<b>30,056</b>	<b>31,499</b>	<b>1,443</b>	<b>4.8%</b>
Comprehensive Fee	2,377	2,585	208	8.8%
<b><i>Total Nonresident Graduate</i></b>	<b>\$32,433</b>	<b>\$34,084</b>	<b>\$1,651</b>	<b>5.1%</b>

# VIRGINIA-MARYLAND COLLEGE OF VETERINARY MEDICINE

	<b>2022-23 Charge</b>	<b>Proposed 2023-24</b>	<b>Increase</b>	
			<b>\$</b>	<b>%</b>
<b>Virginia/Maryland Students</b>				
Tuition	<b>\$23,136</b>	<b>\$24,177</b>	<b>\$1,041</b>	<b>4.5%</b>
Educational and General Fee	185	194	9	4.9%
Comprehensive Fee	2,377	2,585	208	8.8%
Vet Med Facility Fee	1,200	1,200	0	0.0%
<b>Total Cost for Virginia/Maryland Students</b>	<b><u>\$26,898</u></b>	<b><u>\$28,156</u></b>	<b><u>\$1,258</u></b>	<b><u>4.7%</u></b>
<b>Out-of-State Students</b>				
Tuition	<b>\$53,003</b>	<b>\$55,388</b>	<b>\$2,385</b>	<b>4.5%</b>
Educational and General Fee	789	798	9	1.1%
Comprehensive Fee	2,377	2,585	208	8.8%
Vet Med Facility Fee	1,200	1,200	0	0.0%
<b>Total Cost for Out-of-State Students</b>	<b><u>\$57,369</u></b>	<b><u>59,971</u></b>	<b><u>\$2,602</u></b>	<b><u>4.5%</u></b>

# VIRGINIA TECH CARILION SCHOOL OF MEDICINE

	<u>2022-23 Charge</u>	<u>Proposed 2023-24</u>	<u>Increase</u>	
			<u>\$</u>	<u>%</u>
<b>Tuition</b>	<b>\$56,293</b>	<b>\$58,826</b>	<b>\$2,533</b>	<b>4.5%</b>
Educational and General Fee	185	194	9	4.9%
VTCSOM Student Services Fees (a)	1,243	1,335	92	7.4%
<b>Total Cost</b>	<u><u>\$57,721</u></u>	<u><u>\$60,355</u></u>	<u><u>\$2,634</u></u>	<u><u>4.6%</u></u>

(a) Includes VTCSOM Student Services, Health Services, Student Government/Activities, and Recreational Sports (M1, M2, M3, M4) fees.

# COMPREHENSIVE FEE COMPONENTS FOR 2023-24

	<b>2022-23</b>	<b>Proposed</b>	<b>Increase</b>	
	<b>Charge</b>	<b>2023-24</b>	<b>\$</b>	<b>%</b>
<b><u>Comprehensive Fee</u></b>				
Student Activity Fee	\$511	\$548	\$37	7.2%
Health Service Fee	585	629	44	7.5%
Athletic Fee	384	421	37	9.6%
Recreational Sports Fee	351	374	23	6.6%
Student Services Fee <sup>(a)</sup>	546	613	67	12.3%
<b>Total Comprehensive Fee</b>	<b>\$2,377</b>	<b>\$2,585</b>	<b>\$208</b>	<b>8.8%</b>

<sup>(a)</sup> Beginning 2023-24, the Transportation Services Fee will be consolidated into the Student Services Fee. The 2022-23 fee and proposed 2023-24 fee reflect this consolidation.

# OTHER RATES AND CHANGES FOR 2023-24

- Pamplin College of Business Undergraduate Supplemental Fee
  - Phased-in *conversion* of university's only per-credit program fee to an annual program fee, consistent with annual program fees in COE, AAD, and CALS
  - \$105 credit hour replaced with \$2,550 for incoming students
  
- Corps of Cadet Fee \$480
  
- Northern Virginia Region Transportation Services Fee
  - Partnership with Washington Metropolitan Area Transit Authority to provide unlimited access to metro rail and bus services (U-Pass) \$329
  
- Online Programs
  - New Master of Professional Studies in Climate Leadership \$925 per credit hour
  
- Executive Degree Programs
  - Executive Ph.D. in Business Research (BXBR): transition away from 3-year fixed price to per-credit pricing to enhance flexibility and support enrollment growth.

## **Proposed Tuition and Fee Rates for 2023-24**

### **FINANCE AND RESOURCE MANAGEMENT COMMITTEE**

**April 4, 2023**

#### **Development of 2023-24 Tuition and Fee Rates**

The university has traditionally developed tuition and fee proposals in February and March of each year, with final rates submitted to the Board of Visitors at its regularly scheduled spring meeting in late March or early April. This process typically allows the university to incorporate the impact of legislative actions taken during the regular General Assembly session into the tuition and fee proposals. Finalizing these rates at the spring Board of Visitors meeting helps students plan for the financial costs of the upcoming academic year and allows the Office of University Scholarships and Financial Aid to deliver timely and effective financial aid award information to current and prospective students.

The 2023 General Assembly session adjourned on February 25, 2023, passing only minor amendments to the budget, none impacting higher education. Legislators continue to work on a package of more substantial amendments to the 2022-24 biennial budget for final approval by the Governor, but their timeline is unclear. Although the university remains hopeful that strong state revenues will allow additional investment into higher education and student financial aid, the university understands the importance of clear pricing to our students and families as they make plans for the coming year. Therefore, while the final impact of major revenue and cost changes for the upcoming fiscal year are not yet known, the university recommends the following tuition and fee adjustments for 2023-24.

Attached Schedules 1–7 provide a summary of all tuition and fee rates proposed for the 2023-24 academic year.

#### **Mitigation of Tuition Dependency**

Tuition increases are one component of the university's overall resource and budget development strategy. To mitigate dependency on tuition the university continuously explores opportunities to generate new revenues through new programs in strategic, market-informed disciplines and locations, targeted enrollment growth based on student demand, investments, and diversifying revenue streams, including philanthropic giving and entrepreneurial activities. Tuition provides a significant portion of the university's E&G revenue, and the price elasticity of demand is an ever-present consideration in the development process.

#### **Impact of Student Financial Aid Programs**

The university maintains a robust student financial aid program to ensure access and affordability of the institution's programs. The proposed increases to tuition and fees represent the gross charges assessed to students and may be offset by one of the university's various financial assistance programs. This includes the Funds for the Future program, which shelters returning undergraduate students from tuition and fee increases for families with incomes up to \$100,000, and new investments that expand the overall student financial aid program. The university continues to make strategic investments into student financial aid programs that support low- to middle-income students and support enrollment management strategies, including the Access & Affordability initiative announced by the President in fall of 2022. In

response to the President's call to action, the university will recommend to the Board in June 2024 initial steps to address access and affordability as part of the FY24 budget. Those recommendations will be part of a multi-year plan that brings a variety of resources to bear to bolster the university's commitment that a Virginia Tech experience is within reach for all Virginians regardless of income.

## **Tuition**

The university's Six-Year Financial Plan sets short-term targets for tuition and fees. Although these plans are developed in accordance with state guidelines based on certain assumptions about state support from the General Fund, the university develops tuition and fee recommendations for the coming year based on actual and projected revenues and costs. The university has worked to balance these criteria in developing the proposed annual base tuition rates, detailed on Schedule 1.

### **Veterinary Medicine**

When the Virginia-Maryland Regional College of Veterinary Medicine was formed, the two states agreed to provide equal contributions (per Virginia and Maryland student) to the instructional operating budget. It was also agreed that both Virginia and Maryland students would pay the same resident tuition rate. The tuition agreement has been sustained since the first class was admitted.

Until 1996-97 only residents of Virginia and Maryland were admitted for study in the professional veterinary medicine curriculum. In 1996-97, the enrollment policy was modified to admit nonresident students (i.e., non-Virginia and non-Maryland residents). This change did not affect the enrollment totals for Virginia or Maryland. For 2022-23, the enrollment plan envisions 40 nonresident students in the entering cohort.

Each year the tuition proposal is reviewed with the Virginia-Maryland Regional College of Veterinary Medicine Budget and Program Review Board (established to review the college's budget and comprised of representatives from Virginia Tech and the University of Maryland). Veterinary medicine program tuition rates are detailed on Schedule 1.

### **Virginia Tech Carilion School of Medicine**

Integrated as the ninth college of Virginia Tech on July 1, 2018, the Virginia Tech Carilion School of Medicine is funded through a combination of medical student tuition and partnership support. Medical program tuition rates are detailed on Schedule 1.

## **Special Tuition Rates**

### **Semester and Part-Time Tuition Rates**

Semester rates equal one-half of annual rates. Part-time rates are derived from the respective full-time rate and are directly related to the number of credit hours taken. For tuition calculation purposes, the full-time undergraduate semester rate is divided by twelve credit hours and the full-time graduate semester rate is divided by nine credit hours. Part-time rates are detailed on Schedule 2.

## Summer and Winter Session Rate

The Higher Education Opportunity Act of 2011 outlines objectives that seek to expand access to and promote degree completion across the commonwealth's higher education system. During non-traditional academic time periods, increasing year-round utilization of facilities and advancing opportunities for degree completion is an important strategy for supporting these objectives. To position the university for continued innovation in non-traditional session enrollment growth, in 2012-13 the university shifted the assessment of summer and winter session undergraduate tuition to a per-credit hour basis at a 10 percent discount of the regular session hourly rates for on-campus students. The university proposes to continue this assessment methodology for the 2023-24 winter and summer sessions. This approach provides a financial incentive for students to complete their degree at an accelerated pace and offers improved flexibility for faculty to innovate academic offerings during these non-traditional sessions. Special session tuition rates are detailed on Schedule 2.

## Program Specific Online Graduate Tuition Rates

For select online graduate programs with significant demand beyond the commonwealth's borders and the capacity for growth, the university has developed a tiered set of tuition rates that apply to all students in each program. These rates ensure coverage of the direct and indirect cost of instruction and satisfy state policy requiring that nonresident students be assessed at least the average cost of education. This rate structure is organized into four tiers; market assessment and review of program costs determine each program's rate tier. Students are also assessed the traditional mandatory E&G fees (Library and Technology). As completely online programs, students are not assessed the Commonwealth Facility and Equipment Fee. These rates are detailed on Schedule 2.

## Professional and Executive Graduate Pricing

To support the strategic goal of increasing the number of students enrolled in professional and executive graduate degree programs, specifically at sites outside of the Blacksburg campus, the university proposes continuing the development of market-based pricing strategies in select programs. Programs eligible for these pricing strategies will display market demand that extends beyond the commonwealth and generate net revenue above the direct and indirect cost of instruction (therefore, above the average cost of education). Tuition is assessed on a per-credit basis, and, in some cases, a program-specific supplemental fee may also be approved. Professional and Executive Graduate tuition rates are detailed on Schedule 2.

## Special Tuition Rate for Elementary and Secondary School Personnel

The original policy regarding special tuition rates for elementary and secondary school personnel was approved in 1984 and allowed public school teachers to attend graduate classes at Virginia Tech on a reduced tuition schedule for purposes of recertification. The original policy underscored the university's commitment to improving the quality of elementary and secondary education through the continued education of elementary and secondary school teachers.

In January 1989, the Board of Visitors approved two expansions of this discount: First, all elementary and secondary school personnel became eligible for the reduced tuition rate. Second, all graduate hours qualify for the plan, not just recertification hours.

In February 1999, the Board of Visitors approved an expansion of the special tuition rate to include undergraduate-level courses for vocational teachers who do not have a bachelor's degree.

In 2015-16, the Board of Visitors established a 25 percent discount, resulting in a special tuition rate for elementary and secondary school personnel of 75 percent of the corresponding campus tuition rates (excludes professional and executive programs). The university recommends continuing this policy. Tuition rates for elementary and secondary school personnel are detailed on Schedule 2.

### Special Tuition Rate for Study-Abroad Programs

Providing study-abroad opportunities is an important strategy in strengthening Virginia Tech's international programs. The Board of Visitors previously approved a special tuition rate for students who participate in the various study-abroad programs operated by the university. The special tuition rate reflects instructional services that all students receive but excludes the cost of on-campus services.

In 2008-09 the study-abroad rate was set at 80 percent of the on-campus tuition rates. Consistent with prior years, the special tuition rate for study abroad would not apply for students studying at the Steger Center for International Scholarship. The university recommends continuing this policy. Tuition rates for study abroad programs are detailed on Schedule 2.

### Special Tuition Rate for Graduate Candidacy Status

To recognize the largely independent nature of doctoral students who have completed two years of course work, passed their preliminary exam, and are engaged in research and dissertation efforts, the university recommended a lower tuition rate for research and dissertation hours for students in this status. Candidacy Status is conferred upon application to and certification by the Graduate School that a student has completed two years of course work and passed their preliminary exam. A reduced tuition rate for Candidacy Status is intended to incentivize time-to-degree for Ph.D. students, minimize the cost to research programs, and better position the university within the competitive market. As an incentive to graduate, the rate is available for a maximum of two years for full-time students. This rate does not apply to executive graduate programs. These rates are discounted 10% from standard graduate tuition. The university recommends continuing this policy. Candidacy Status rates are detailed on Schedule 2.

## **Educational and General Fees**

### **Technology Service Fee**

In accordance with the language in the 1998 Appropriation Act, the university implemented an Educational and General technology service fee effective Fall 1998 for all students. This fee helps support instructional technology, technology advancement and support including the 4-HELP desk, and academic instructional technology initiatives. Part-time students pay half the full-time rate. The proposed rate can be found on Schedule 3.

## **Library Fee**

Beginning in Fall 2013, the university instituted an annual fee to support a robust scholarly environment to advance academic achievement. The Library Fee supports comprehensive library resources, online access to library resources for enrolled students, and enhancements to student library services. Part-time students pay half the full-time rate. The proposed rate can be found on Schedule 3.

## **Commonwealth Facility and Equipment Fee**

The 2003 General Assembly required the establishment of a capital fee to be assessed to all nonresident students at institutions of higher education for 2003-04 to pay a portion of the debt service on bonds issued under the 21<sup>st</sup> Century Debt Program issued for construction of new facilities on campus. The 2004 General Assembly increased the nongeneral fund portion of lease payments for the 2004-06 allocation of equipment under the Higher Education Equipment Trust fund and stipulated the source of the nongeneral funds be an increase in fees for nonresident students at public institutions of higher education starting in 2005-06. Part-time students pay half the full-time rate. The proposed rate is detailed on Schedule 3.

## **Immigration Services Fee**

To support administrative costs and maintain the quality of immigration services provided to degree-seeking undergraduate and graduate international students, the university implemented an Immigration Services Fee beginning with students enrolling in Fall 2018. This fee helps support costs uniquely associated with the administration of international student enrollment such as academic and financial verification, immigration regulation, Student and Exchange Visitor Program System (SEVIS) reporting requirements, financial processing fees, and compliance with federal regulations. International students on a domestic campus are assessed the fee. For international Graduate students on assistantship, the fee is remitted under Section 4-2.01b.6 of the Virginia Appropriation Act in recognition of their service to the University. The proposed rate can be found on Schedule 3.

## **Average Cost of Education**

The Commonwealth of Virginia has a longstanding policy for considering the per student educational cost for colleges and universities. This process identifies the average educational cost for all undergraduate and graduate students. The Average Cost of Education does not include professional programs such as veterinary medicine or the VTC School of Medicine.

Until 2004, the Average Cost of Instruction was utilized as the measure of per student instructional cost. The Average Cost of Instruction identified the instructional cost components within the Educational and General appropriation. In 2004, a new state policy replaced the Average Cost of *Instruction* with the Average Cost of *Education*. The Average Cost of Education is the instructional funding need generated by the base budget adequacy model.

The Average Cost of Education serves as the basis for ensuring that nonresident undergraduate and graduate students cover at least 100 percent of the average cost of their education as the General Assembly instructed colleges and universities in the 1991 legislative session. Nonresident tuition and mandatory E&G fee rates for the upcoming academic year are examined against the estimated Average Cost of Education in the prior year to insure they cover 100 percent of the Average Cost of Education.

The following table presents Virginia Tech’s estimate of the Average Cost of Education and coverage percentages by student category for 2023-24.

	<u>2023-24 Estimate</u>	
	<u>Amount</u>	<u>% of Average</u>
<i>Average Cost of Education</i>	\$ 21,080	
<u>Undergraduates*</u>		
Residents	12,891	61%
Nonresidents	33,504	159%
<u>Graduates*</u>		
Residents	15,427	73%
Nonresidents	30,895	147%
<u>Residency</u>		
Residents		62%
Nonresidents		155%

### **Excess Credit Hour Surcharge**

The 2006 General Assembly (§ 23.1-509 Code of Virginia) required the establishment of a surcharge to be assessed to all resident undergraduate students beginning in the semester after 125 percent of credit hours required for baccalaureate degrees have been completed.

The surcharge amount is the difference between the Average Cost of Education and the in-state undergraduate tuition and mandatory E&G fees. In effect, the surcharge requires the in-state student to pay the Average Cost of Education once they have exceeded 125 percent of degree requirements. The resultant surcharge can be found on Schedule 2.

### **Comprehensive Fee**

The Student Activity Fee, Health Service Fee, Athletic Fee, Recreational Sports Fee, and Student Services Fee are collectively called the Comprehensive Fee. Individual descriptions are below for each component of the Comprehensive Fee. Part-time students pay one-half of each fee. The proposed comprehensive fee rates are detailed on Schedule 3.

### **Student Activity Fee**

The Student Activity Fee covers the maintenance and operation of the student centers, student programs, supports the presence and practice of the arts across campus for all students, and supports student activities as determined by the Student Budget Board.

### **Health Service Fee**

The Health Service Fee supports normal medical and nursing attention and counseling services provided by Schiffert Student Health Services, Cook Counseling Center, and Virginia Tech Rescue Squad operations.

## **Athletic Fee**

A portion of the university's athletic program operations is supported by the Athletic Fee. The student fee revenue covers the costs of athletic administration and sponsoring intercollegiate varsity sports that do not generate revenue. This fee entitles students to free admissions into sporting events, while recognizing that student seating is limited thus not guaranteed.

## **Recreational Sports Fee**

The Recreational Sports Fee supports recreational programs and intramural and extramural sports club programs.

## **Student Services Fee**

The Student Services Fee supports Career and Professional Development, non-self-supporting student services components of the Hokie Passport Office including the cost of new student IDs, the Division of Student Affairs, and the campus wireless network. Beginning in 2023-24, the Transportation Services Fee will be consolidated into the Student Services Fee. Students enrolled at Virginia Tech have unlimited access to bus transportation provided by the Blacksburg Transit System through a contract the university negotiates with the Town of Blacksburg each year. In addition to the convenience for students, the bus system and alternative transportation programs save the university considerable resources by lowering requirements for on-campus parking.

## **Comprehensive Fee Reduction for Students Studying at a Distance**

In recognition of students living and studying away from the Blacksburg campus, the university continues to recommend a reduction in the comprehensive fee as detailed in schedule 3 for full-time students enrolled in an all-virtual schedule (or who have only research hours/independent study not located on campus). Students must certify that they will reside more than 50 miles from the Blacksburg campus for the entire semester. Part-time and special session enrollment may be eligible for derivative reduction using the same eligibility requirements. Students will maintain access to service provided virtually.

## **Campus Fees**

Specialized campus fees are designed to cover costs that are unique to a specific campus. These fees are charges established for a specific campus which are beyond regular tuition and fees and are equal for students, both resident and nonresident. The proposed annual fees by location are detailed in schedule 3.

## **Northern Virginia Center Student Services Fees**

The Comprehensive Fee, which supports a number of services on the Blacksburg campus, is not charged to students in other locations. However, students attending courses at the Northern Virginia Center benefit from a subset of these services including the infrastructure and use of the wireless network and the issuance and use of student identification cards.

## **Northern Virginia Region Transportation Services Fee**

Through a collaboration with the Washington Metropolitan Area Transit Authority (WMATA), the Northern Virginia Region Transportation Services Fee will support eligible full-time students in the region with unlimited access to the Metrorail and Metrobus throughout the fall and/or spring semesters. The university will implement the Northern Virginia Region Transportation Services Fee beginning in fall 2023. Executive and part-time students are excluded from the program.

### **Roanoke Virginia Tech Carilion School of Medicine Comprehensive Fee**

Students attending courses at the VTCSOM in Roanoke benefit from several of the traditional Comprehensive Fee services and are assessed a Student Services Fee, Health Services Fee, Student Government/Activity Fee, and Recreational Sports Fee.

### **Steger Center for International Scholarship Fee Rates**

The Steger Center for International Scholarship (the Center) in Riva San Vitale, Switzerland, opened in the Fall of 1993. The Center serves as a resident educational facility for Virginia Tech students from many academic programs. Providing the opportunity for students to study abroad is an important strategy in strengthening the international programs of Virginia Tech, an objective of both the university and the commonwealth.

For purposes of financing the operations of the Center, two separate programs are maintained. First, all instructional costs are accounted for in the E&G program of the University Division. Second, the housing, dining, and student activity auxiliary enterprise programs are recorded within the university's Residential and Dining Hall System. The university's Swiss subsidiary corporation manages the day-to-day activities of the Center.

Students attending the Steger Center for International Scholarship are assessed the same tuition as on-campus students.

For housing and dining services at the Center, the proposed fees are higher than on-campus rates to reflect the higher cost of living at the Center. Students are not required to pay the Blacksburg campus Comprehensive Fee while studying abroad. A student activity fee supports students with community-building social and recreational events and activities. The proposed annual student activity fee and room and board rate are detailed on Schedule 3.

### **Washington-Alexandria Architecture Center Fee**

To support the cost of operations and ensure the quality of the Washington-Alexandria Architecture Center (WAAC), the college recommended that a supplemental fee be assessed to Virginia Tech and WAAC Consortium students in residence at the center on a per-semester basis. This E&G fee helps manage the cost of instructional facilities and equipment and support students in their academic efforts in the robust curricular environment of the WAAC. The proposed annual WAAC Center fee is detailed on Schedule 3.

### **Room and Board Charges**

The university's Residential and Dining Programs serve students by providing on-campus housing and dining services. Generally, all entering freshmen must live on campus, and housing is available on a limited basis for returning students who choose to live on campus. The university establishes optional room and board rates based on a derivation of the Board-

approved fee to appropriately reflect costs for Summer Session and summer conferences. All students living on campus must select a meal plan, except students who elect to reside in the Oak Lane – Phase IV housing development; off-campus students may participate in one of the meal plan programs.

### **Room Charges**

The proposed annual room charges by location and room type are detailed on Schedule 3.

### **Living Learning Community Charge**

The Living Learning Community charge is for students participating in Living Learning Communities on campus. These living and learning opportunities are available in select residence halls to those students who elect to participate. The proposed annual charge is detailed in Schedule 3.

### **Residential Telecommunications Charge**

All students living on campus pay the Residential Telecommunications fee, which supports technology for students in campus residences, wired network connectivity, and wireless network coverage. The proposed annual charge is detailed in Schedule 3.

### **Board Charges**

Students living on-campus currently have a choice of three types of flexible meal plans. The Flex Plan operates like a debit account with a designated amount for the purchase of food in the dining facilities. Students may deposit cash to their Flex accounts to increase their balance during the year. Consistent with the purchasing power of traditional meal plans, the intent of annual rate changes for the Flex Plans is to hold overall purchasing power constant from year to year. The proposed annual board charges are detailed on Schedule 3.

### **Parking Permits**

The General Assembly directed institutions of higher education to organize parking services as an auxiliary enterprise operation in 1989. The expenditure of General Fund dollars for the maintenance or improvement of parking lots and facilities was prohibited. Accordingly, Virginia Tech established the Parking Services Auxiliary Enterprise at the beginning of fiscal year 1989-90 and instituted a fee for faculty, staff, and students who parked in campus lots.

The university proposes to continue providing a parking rate discount to encourage car-pooling and remote lot parking to reduce the amount of vehicular traffic on campus. The proposed annual rates are detailed on Schedule 3.

### **Supplemental Program Fees**

Supplemental Program Fees are designed to cover costs unique to a specific discipline. To maintain the intent of the commonwealth's funding policies regarding the collection and allocation of tuition revenues, Program Fees are established for a specific program and are beyond regular tuition and fees and are equal for both resident and nonresident students. The proposed annual Supplemental Program fees are described below and detailed on Schedule 4.

## **Agriculture Fee**

To ensure that the College of Agriculture has adequate resources to deliver innovative, high-quality instruction and maintain critical laboratory facilities and equipment, an annual program fee was established for students in the College of Agriculture.

## **Architecture + Design Fee**

Architecture, industrial design, interior design, and landscape architecture students in the School of Architecture + Design need access to appropriate studio equipment, academic programming, and technology. This fee supports costs that are unique to Architecture + Design students including the updating of equipment and materials for instructional studios, student projects, quality enhancements, and operational support of instructional studios.

## **Building Construction Fee**

An annual program fee recognizes the differential cost of instruction for students in the university's Building Construction major. This fee is assessed to students admitted into the College of Architecture, Arts, and Design's Building Construction degree program before Fall 2022. This program transitioned to the College of Engineering in Fall 2022, and all Building Construction students admitted thereafter are subject instead to the Engineering fee.

## **Engineering Fee**

To ensure that engineering students continue to receive a state-of-the-art education in a quality learning environment, the university began recognizing the higher cost of instruction in the College of Engineering through the establishment of a supplemental fee in Fall 2007. This fee supports costs that are unique to College of Engineering students including: the continuing need for modernization of instrumentation and materials for instructional laboratories and student projects, instructional space costs, effective maintenance of instrumentation and technology, quality enhancements, and operation of the instructional laboratories.

## **Master of Public Health Fee**

The Master of Public Health fee provides resources for program-specific course development, faculty and leadership support, and instructional needs.

## **Master of Business Administration Fee**

The Master of Business Administration (MBA) program fee aligns pricing of the Virginia Tech MBA program and provides funding for the college's academic program and enhanced career placement services for students. This fee applies to students in the EvMBA and OMBA programs yet is not assessed to Executive MBA students (who have a separate rate structure).

## **Master of Science in Business Administration (MSBA) Fee**

To ensure the Pamplin College of Business MSBA programs in Business Analytics (BA) and Hospitality & Tourism Management (HTM) are positioned to deliver high-quality instruction, provide experiential learning opportunities, and career services to students, the university recognizes the differential cost of the MSBA-BA and MSBA-HTM programs through the assessment of a supplemental E&G program fee.

## **Pamplin College of Business Fee**

Delivering a high-quality business education requires the resources to address costs unique to the Pamplin College of Business. To ensure continued excellence in the Pamplin College of Business, a per-credit hour fee was established in 2013-14 to provide dedicated resources to be utilized exclusively for the Pamplin College of Business. Beginning in Fall 2023, students entering the college will be assessed an annual program fee instead of the per-credit fee. The per credit fee will be phased-out over the subsequent three years as the annual fee is phased-in.

## **Veterinary Medicine Facility Fee**

All Veterinary Medicine students are assessed a facility fee. Proceeds from the facility fee are used exclusively for College of Veterinary Medicine instructional space improvements. The proposed annual rate is detailed on schedule 4.

## **Corps of Cadets Fee**

Capital improvements have increased and enhanced the Corps of Cadets program space, supporting the recruitment and retention of high-quality students. To support these needed enhancements, the university recommends establishing a Corps of Cadets fee beginning in Fall 2023, assessed to all members of the Corps of Cadets. Proceeds from the fee will be used exclusively for Corps of Cadets program space improvements. The proposed annual rate is detailed on Schedule 4.

## **Course Specific Charges**

The university may establish course specific charges for study abroad costs, field trips, course materials, laboratory costs, or other extraordinary costs tied to individual courses. The university avoids establishing course charges for materials and laboratory charges in programs with specialized program fees.

## **Professional & Executive Graduate Degree Program Fees**

While similar to specialized graduate program fees, the industry standard for this type of professional education program is to be quoted in terms of a total cost for the entire program period. Programs generally span from 12 to 24 months. A new multi-year total cost is developed for each incoming cohort. The annual program fees are established as the difference between applicable tuition and fees and the total cost during the cohort period. The program fee for a cohort's second year is established when tuition and fee rates are set for that year; this can be impacted by several factors including cost assignments by the General Assembly but are designed to honor the previously quoted total cost of the entire program period. Each program and its total cost proposal are summarized on Schedule 4.

## **Executive Master of Natural Resources (XMNR) Pricing**

In 2010-11, the College of Natural Resources expanded the existing Master of Natural Resources program delivered in the National Capital Region by adding an executive format cohort. The program is an accelerated graduate degree for working professionals with significant management experience. The program utilizes the Professional Graduate tuition rate, Technology Fee, Library Fee, a Facility & Equipment Fee, and a program fee to achieve the total program cost. Tuition is assessed on all credits taken.

## **Ph.D. in Executive Business Research (BXBR) Pricing**

The Pamplin College of Business launched a new Ph.D. in Business with a concentration in Executive Business Research that started in Fall 2016. The three-year program is administered through the College's Falls Church facility in the National Capital Region and provides business professionals with rigorous training in analytical and research techniques, exposure to the scholarly literature in business, and dissertation research experience that is translational in nature. The degree follows a three-year plan of study and is assessed Executive Graduate tuition, Technology Fee, Library Fee, Facility & Equipment Fee, and a BXBR program fee on a per credit hour basis. BXBR students continuing beyond the scheduled three years will be assessed Executive Graduate Tuition and fees and the BXBR program fee on a per credit hour basis.

## **Executive Master of Business Administration (EMBA)**

The EMBA program is tailored for business leaders to complete an MBA in an accelerated format. The program is designed on the cohort model with face-to-face classes every other weekend (in Arlington) to provide flexibility for busy working professionals to complete the program over an 18-month period. The program's total cost is the same for resident and nonresident students. Tuition for this program does not utilize the aforementioned tuition and fee rates, but rather assesses the total program cost in six installments to accommodate corporate sponsorship of employee tuition.

## **Graduate Tuition Pricing Basis**

As the university continues to develop and offer targeted educational opportunities to meet student and market demand, the university may elect to utilize per-credit hour tuition pricing in lieu of the traditional full/part-time pricing approach in situations where such pricing better aligns with the program delivery model. A leading example is accelerated master degrees where credit hours delivered significantly exceeds the level planned through traditional full-time programs.

## **Summary of Tuition and Fee Rates**

A summary of the recommended tuition rates is shown on Schedules 1 and 2, and a summary of fees is attached on Schedules 3 and 4. Finally, the total mandatory costs for students to attend Virginia Tech are detailed on Schedule 5 for undergraduate students, Schedule 6 for graduate students, and Schedule 7 for medical and veterinary students.

## **RECOMMENDATION:**

The board approves tuition, fee, room, and board rates as recommended effective Fall semester 2023. Pending final action by the General Assembly, the board authorizes the

president to reduce increases to the comprehensive fee and room and board to 6.9% and 8.9% respectively.

April 21, 2023

**VIRGINIA TECH  
2023-24 TUITION RECOMMENDATIONS  
SUMMARY OF ANNUAL CHARGES**

**RECOMMENDATION**

	2022-23 Charge	Proposed 2023-24	Rate Increase	
			\$	%
<b>Undergraduate Students</b>				
Resident	\$12,104	\$12,697	\$593	4.9%
Nonresident	31,754	33,310	1,556	4.9%
<b>Graduate Students</b>				
On-Campus Programs				
Resident	14,521	15,233	712	4.9%
Nonresident	29,267	30,701	1,434	4.9%
Off-Campus Programs				
Resident	16,075	16,863	788	4.9%
Nonresident	31,328	32,863	1,535	4.9%
<b>Veterinary Medicine</b>				
Virginia/Maryland	23,136	24,177	1,041	4.5%
Nonresident	53,003	55,388	2,385	4.5%
<b>VTC School of Medicine</b>	56,293	58,826	2,533	4.5%

**VIRGINIA TECH**  
**2023-24 SPECIAL TUITION RATES**  
**SUMMARY OF HOURLY RATES**

	2022-23 Charge	Proposed 2023-24	Increase	
			\$	%
<b><u>Regular Part-Time Students</u></b> (a)				
<b><u>Undergraduate Students</u></b>				
Resident	\$504.25	\$529.00	\$ 24.75	4.9%
Nonresident	1,323.00	1,388.00	65.00	4.9%
<b><u>Graduate Students</u></b>				
<b><u>On-Campus Programs</u></b>				
Resident	806.75	846.25	39.50	4.9%
Nonresident	1,626.00	1,705.50	79.50	4.9%
<b><u>Off-Campus Programs</u></b>				
Resident	893.00	936.75	43.75	4.9%
Nonresident	1,740.50	1,825.75	85.25	4.9%
<b><u>Summer and Winter Sessions</u></b>				
<b><u>On-Campus Programs</u></b>				
Undergraduate Resident	454.00	476.25	22.25	4.9%
Undergraduate Nonresident	1,190.75	1,249.25	58.50	4.9%
<b><u>Program Specific Online Graduate</u></b>				
<b><u>Tier 1</u></b>	1,100.00	1,150.00	50.00	4.5%
Online Master of Business Administration (OMBA)				
<b><u>Tier 2</u></b>	1,025.00	1,075.00	50.00	4.9%
Master of Information Technology (MIT)				
Master of Agricultural and Applied Economics (MSAAEC) Degree/Certificate				
<b><u>Tier 3</u></b>	950.00	975.00	25.00	2.6%
Master of Agriculture and Life Sciences (OMALS)				
Construction Engineering for Infrastructure Projects Certificate (CEIC)				
<b><u>Tier 4</u></b>	875.00	925.00	50.00	5.7%
Master of Natural Resources (MNR)				
Master of Professional Studies in Climate Leadership (MPSCL) (b)				
Graduate Certificate in Leadership for an Aging Society (ASCC)				
Graduate Certificate in Local Government Mgt (LGMC)				
<b><u>Professional and Executive Graduate</u></b>				
Professional Graduate Tuition Rate (EvMBA, DAAS, MSBA-HTM, XMNR)	1,075.00	1,100.00	25.00	2.3%
Executive Graduate Tuition Rate (BXBR)	1,740.50	1,825.75	85.25	4.9%
<b><u>School Personnel</u></b>				
Undergraduate Resident	378.25	396.75	18.50	4.9%
<b><u>Graduate Resident</u></b>				
Blacksburg Campus	605.00	634.75	29.75	4.9%
Extended Campus	669.75	702.50	32.75	4.9%
<b><u>Study Abroad Programs</u></b> (c)				
Undergraduate Resident	403.50	423.25	19.75	4.9%
Undergraduate Nonresident	1,058.50	1,110.50	52.00	4.9%
Graduate Resident	645.50	677.00	31.50	4.9%
Graduate Nonresident	1,300.75	1,364.50	63.75	4.9%
<b><u>Graduate Candidacy Status</u></b> (d)				
Graduate Resident Blacksburg	13,069.00	13,710.00	641.00	4.9%
Graduate Nonresident Blacksburg	26,340.00	27,631.00	1,291.00	4.9%
Graduate Resident Extended Campus	14,468.00	15,177.00	709.00	4.9%
Graduate Nonresident Extended Campus	28,195.00	29,577.00	1,382.00	4.9%
<b>Excess Credit Hour Surcharge</b>		\$273.00		

(a) Part-time tuition charges for all student categories are derived from the full-time rate and are directly related to the number of credit hours taken. For tuition calculation purposes, the full-time undergraduate semester rate is divided by 12 credit hours and the full-time graduate student semester rate is divided by 9 hours.

(b) New program for 2023-24. Rate is contingent upon final academic approval of program.

(c) Tuition rates for study abroad do not include students studying at the Steger Center for International Scholarship.

(d) Reduced tuition rate for doctoral students taking research and dissertation hours after completing two years of course work and passing their preliminary exam.

*Presentation Date: April 21, 2023*

**VIRGINIA TECH**  
**2023-24 FEE AND USER CHARGE RECOMMENDATIONS**  
**SUMMARY OF ANNUAL CHARGES**

	2022-23 Charge	Proposed 2023-24	Increase	
			\$	%
<b><u>Educational and General Fee</u></b>				
Technology Service Fee	\$ 80	\$ 84	\$ 4	5.0%
Library Fee	105	110	5	4.8%
Commonwealth Facility & Equipment Fee (Nonresident Students)	604	604	-	0.0%
Immigration Services Fee (International Students)	550	550	-	0.0%
<b><u>Comprehensive Fee</u></b>				
Student Activity Fee	511	548	37	7.2%
Health Service Fee	585	629	44	7.5%
Athletic Fee	384	421	37	9.6%
Recreational Sports Fee	351	374	23	6.6%
Student Services Fee (a)	546	613	67	12.3%
Total Comprehensive Fee	2,377	2,585	208	8.8%
Comprehensive Fee Reduction for Online & Absentia students	(300)	(300)	-	0.0%
<b><u>Campus Fees</u></b>				
Northern Virginia Center Student Services	158	183	25	15.8%
Northern Virginia Region Transportation Services	N/A	329	N/A	N/A
VTCSOM Student Services Fee	158	183	25	15.8%
VTCSOM Health Services Fee	549	593	44	8.0%
VTCSOM Student Govt/Activity Fee	185	185	-	0.0%
VTCSOM Recreational Sports Fee	351	374	23	6.6%
Steger Center Student Activity Fee <sup>(c)</sup>	100	150	50	50.0%
Steger Center (Room & Board) <sup>(c)</sup>	7,400	7,400	-	0.0%
Washington-Alexandria Architecture Center Fee	300	300	-	0.0%
<b><u>Room Charges</u></b>				
Double Occupancy:				
Lower Quad (Pre-1983 Dormitories)	5,608	6,126	518	9.2%
Payne Park - Traditional - Double	6,168	6,738	570	9.2%
Main Campbell & Newman - Double Occupancy	6,322	6,906	584	9.2%
Hillcrest - Double Occupancy	6,796	7,424	628	9.2%
O'Shaughnessy - Traditional Double	7,172	7,834	662	9.2%
East & West Ambler Johnston - Traditional/Efficiency Double	7,236	7,904	668	9.2%
Payne Park - Suite - Double	7,434	8,120	686	9.2%
Payne Park - Suite - Double (Large Suite)	7,612	8,314	702	9.2%
Upper Quad (Pearson & New Cadet Hall)	7,674	8,382	708	9.2%
New Residence Hall West - Double Occupancy	7,786	8,504	718	9.2%
Creativity & Innovation District Residence Hall - Double	7,854	8,580	726	9.2%
East & West Ambler Johnston - Private Bath Double	8,232	8,992	760	9.2%
Single Occupancy:				
Payne Park - Traditional - Single	8,434	9,212	778	9.2%
Main Campbell & Newman - Single Occupancy	8,584	9,376	792	9.2%
Hillcrest - Single Occupancy	9,238	10,090	852	9.2%
Payne Park - Suite - Single	10,254	11,200	946	9.2%
New Residence Hall West - Single Occupancy	10,608	11,588	980	9.2%
Creativity & Innovation District Residence Hall - Single	10,680	11,666	986	9.2%
Other:				
Special Purpose Housing	7,000	7,646	646	9.2%
Graduate Life Center at Donaldson Brown - Double	7,786	8,504	718	9.2%
Oak Lane IV	8,354	9,126	772	9.2%
Graduate Life Center at Donaldson Brown - Single	10,608	11,588	980	9.2%
<b>Living Learning Community Charge</b>	100	100	-	0.0%
<b>Residential Telecommunications Charge</b>	394	394	-	0.0%
<b><u>Board Charges</u></b>				
Major Flex Plan	4,754	5,226	472	9.9%
Mega Flex Plan	5,100	5,606	506	9.9%
Premium Flex Plan	5,456	5,998	542	9.9%
<b><u>Parking Permits</u></b>				
Faculty/Staff	395	420	25	6.3%
Commuter/Graduate Student	350	375	25	7.1%
Commuter/Graduate Premium	455	495	40	8.8%
Residential Student	495	525	30	6.1%

(a) Beginning 2023-24 the Transportation Services Fee will be consolidated into the Student Services Fee.  
The 2022-23 fee and proposed 2023-24 fee reflect this consolidation.

(b) Includes Student Services, Health Services, Student Government/Activities, and Recreational Sports fees.

(c) These charges are per semester charges.

Presentation Date: April 21, 2023

**VIRGINIA TECH**  
**2023-24 SUPPLEMENTAL PROGRAM FEES**  
**SUMMARY OF ANNUAL CHARGES**

All charges are academic year unless otherwise noted.

		2022-23 Charge	Proposed 2023-24	Increase	
				\$	%
<b>Program Fees</b>					
<u>Agriculture &amp; Life Sciences Supplemental Fee</u>					
Undergraduate/Graduate	Full-time	750.00	750.00	-	0.0%
	Part-time	375.00	375.00	-	0.0%
<u>Architecture + Design Supplemental Fee</u>					
Undergraduate/Graduate	Full-time	1,500.00	1,500.00	-	0.0%
	Part-time	750.00	750.00	-	0.0%
<u>Building Construction Supplemental Fee</u>					
CAUS – Undergraduate/Graduate (Admitted to AAD spring 2023 and prior)	Full-time	1,500.00	1,500.00	-	0.0%
	Part-time	750.00	750.00	-	0.0%
<u>Engineering Supplemental Fee</u>					
Undergraduate/Graduate (incl BC majors admitted to COE Fall 2023 and beyond)	Full-time	2,000.00	2,000.00	-	0.0%
	Part-time	1,000.00	1,000.00	-	0.0%
<u>Master of Public Health</u>					
	Full-time	525.00	525.00	-	0.0%
	Part-time	262.50	262.50	-	0.0%
<u>Master of Business Administration (EvMBA, OMBA)</u>					
	Per Credit Hour	175.00	175.00	-	0.0%
<u>Master of Science in Business Administration (MSBA)</u>					
Concentrations in Business Analytics (BA) and Hospitality & Tourism Management (HTM)	Per Credit Hour	175.00	175.00	-	0.0%
<u>Pamplin College of Business Supplemental Fee</u>					
Undergraduate-Admitted Fall 2023 and Beyond	Full-time	N/A	2,550.00	N/A	N/A
	Part-time	N/A	1,275.00	N/A	N/A
Undergraduate 1000 Level Courses	Per Credit Hour	105.00	0.00	N/A	N/A
Undergraduate 2000 Level Courses	Per Credit Hour	75.00	105.00	30.00	40.0%
Undergraduate 3000-4000 Level Courses	Per Credit Hour	75.00	75.00	-	0.0%
<u>Veterinary Medicine Facility Fee</u>					
		1,200.00	1,200.00	-	0.0%
<u>Corps of Cadets Fee</u>					
		-	480.00	480.00	0.0%
<b>Professional/Executive Program Rates</b>					
<u>Executive Master of Natural Resources (XMNR) (a)</u>					
<u>Spring 2023 Starting Cohort</u>					
	<u>Total Program</u>		<u>Spring 2023</u>	<u>Summer 2023</u>	<u>Fall 2023</u>
XMNR Total Cost		\$41,500.00	\$15,089.25	\$7,942.00	\$18,468.75
(less) Professional Graduate Tuition & Fees			(13,294.50)	(6,647.25)	(13,674.00)
XMNR Fee – 2023 Cohort			1,794.75	1,294.75	4,794.75
<u>Spring 2024 Starting Cohort</u>					
	<u>Total Program</u>		<u>Spring 2024</u>	<u>Summer 2024</u>	<u>Fall 2024</u>
XMNR Total Cost		\$41,500.00	\$15,240.75	\$7,941.25	\$18,318.00
(less) Professional Graduate Tuition & Fees			(13,599.00)	(6,799.50)	TBD
XMNR Fee – 2024 Cohort			1,641.75	1,141.75	TBD
<u>Executive Ph.D. in Business Research (BXBR) Fee</u>					
	Per Credit Hour	Varied by Cohort	\$126.25	N/A	N/A
<u>Executive Master of Business Administration (EMBA)</u>					
	Annual	95,000	95,000	-	0.0%

(a) Executive Model Graduate Degree Program fees are designed to allocate a total cost over multiple years of the program, and utilize a fee to balance the difference between the quoted price and traditional tuition and fees. Changes from year to year do not necessarily reflect a change in total program cost.

Presentation Date: April 21, 2023

**VIRGINIA TECH**  
**TOTAL COST TO STUDENTS**  
**Comparison of 2022-23 and 2023-24 Annual Charges**

**UNDERGRADUATE STUDENTS**

	2022-23 Charge	Proposed 2023-24	Increase	
			\$	%
<b><u>Resident</u></b>				
Tuition	\$ 12,104	\$ 12,697	\$ 593	4.9%
Educational and General Fee	185	194	9	4.9%
Subtotal Tuition and E & G Fee	<u>12,289</u>	<u>12,891</u>	<u>602</u>	<u>4.9%</u>
Comprehensive Fee	<u>2,377</u>	<u>2,585</u>	<u>208</u>	<u>8.8%</u>
<b>Total All Residents</b>	<b><u>14,666</u></b>	<b><u>15,476</u></b>	<b><u>810</u></b>	<b><u>5.5%</u></b>
Room (Lower Quad Dorms & Telecommunications Fee) <sup>(a)</sup>	6,002	6,520	518	8.6%
Board (Major Flex Plan) <sup>(a)</sup>	<u>4,754</u>	<u>5,226</u>	<u>472</u>	<u>9.9%</u>
Subtotal Room and Board	<u>10,756</u>	<u>11,746</u>	<u>990</u>	<u>9.2%</u>
Total Cost for Residents Living on Campus	<u>25,422</u>	<u>27,222</u>	<u>1,800</u>	<u>7.1%</u>
<b><u>Nonresident</u></b>				
Tuition	31,754	33,310	1,556	4.9%
Educational and General Fee	789	798	9	1.1%
Subtotal Tuition and E & G Fee	<u>32,543</u>	<u>34,108</u>	<u>1,565</u>	<u>4.8%</u>
Comprehensive Fee	<u>2,377</u>	<u>2,585</u>	<u>208</u>	<u>8.8%</u>
<b>Total All Nonresidents</b>	<b><u>34,920</u></b>	<b><u>36,693</u></b>	<b><u>1,773</u></b>	<b><u>5.1%</u></b>
Room (Lower Quad Dorms & Telecommunications Fee) <sup>(a)</sup>	6,002	6,520	518	8.6%
Board (Major Flex Plan) <sup>(a)</sup>	<u>4,754</u>	<u>5,226</u>	<u>472</u>	<u>9.9%</u>
Subtotal Room and Board	<u>10,756</u>	<u>11,746</u>	<u>990</u>	<u>9.2%</u>
Total Cost for Nonresidents Living on Campus	<u>45,676</u>	<u>48,439</u>	<u>2,763</u>	<u>6.0%</u>

(a) The majority of freshmen are housed in Lower Quad dorms and choose the Major Flex Plan.

*Presentation Date: April 21, 2023*

**VIRGINIA TECH**  
**TOTAL COST TO STUDENTS**  
**Comparison of 2022-23 and 2023-24 Annual Charges**

	<u>2022-23</u> <u>Charge</u>	<u>Proposed</u> <u>2023-24</u>	<u>Increase</u>	
			<u>\$</u>	<u>%</u>
<b><u>GRADUATE STUDENTS</u></b>				
<b>On-Campus Programs</b>				
<u>Resident</u>				
Tuition	\$ 14,521	\$ 15,233	\$ 712	4.9%
Educational and General Fee	185	194	9	4.9%
Subtotal Tuition and E & G Fee	<u>14,706</u>	<u>15,427</u>	<u>721</u>	<u>4.9%</u>
Comprehensive Fee	<u>2,377</u>	<u>2,585</u>	<u>208</u>	<u>8.8%</u>
<b>Total Cost for Residents</b>	<b><u>17,083</u></b>	<b><u>18,012</u></b>	<b><u>929</u></b>	<b><u>5.4%</u></b>
 <u>Nonresident</u>				
Tuition	29,267	30,701	1,434	4.9%
Educational and General Fee	789	798	9	1.1%
Subtotal Tuition and E & G Fee	<u>30,056</u>	<u>31,499</u>	<u>1,443</u>	<u>4.8%</u>
Comprehensive Fee	<u>2,377</u>	<u>2,585</u>	<u>208</u>	<u>8.8%</u>
<b>Total Cost for Nonresidents</b>	<b><u>32,433</u></b>	<b><u>34,084</u></b>	<b><u>1,651</u></b>	<b><u>5.1%</u></b>
 <b>Off-Campus Programs <sup>(1)</sup></b>				
<u>Resident</u>				
Tuition	16,075	16,863	788	4.9%
Educational and General Fee	185	194	9	4.9%
<b>Total Tuition and E &amp; G Fee</b>	<b><u>16,260</u></b>	<b><u>17,057</u></b>	<b><u>797</u></b>	<b><u>4.9%</u></b>
 <u>Nonresident</u>				
Tuition	31,328	32,863	1,535	4.9%
Educational and General Fee	789	798	9	1.1%
<b>Total Tuition and E &amp; G Fee</b>	<b><u>32,117</u></b>	<b><u>33,661</u></b>	<b><u>1,544</u></b>	<b><u>4.8%</u></b>

(1) Campus specific student services fees vary by location.

*Presentation Date: April 21, 2023*

**VIRGINIA TECH**  
**TOTAL COST TO STUDENTS**  
**Comparison of 2022-23 and 2023-24 Annual Charges**

	2022-23 Charge	Proposed 2023-24	Increase	
			\$	%
<b><u>VETERINARY MEDICINE</u></b>				
<b>Virginia/Maryland Students</b>				
Tuition	\$ 23,136	\$ 24,177	\$ 1,041	4.5%
Educational and General Fee	185	194	9	4.9%
Subtotal Tuition and E & G Fee	<u>23,321</u>	<u>24,371</u>	<u>1,050</u>	<u>4.5%</u>
Vet Med Facility Fee	1,200	1,200	-	0.0%
Comprehensive Fee	<u>2,377</u>	<u>2,585</u>	<u>208</u>	<u>8.8%</u>
<b>Total Cost for Virginia/Maryland Students</b>	<b><u>26,898</u></b>	<b><u>28,156</u></b>	<b><u>1,258</u></b>	<b><u>4.7%</u></b>
<b>Nonresident Students</b>				
Tuition	53,003	55,388	2,385	4.5%
Educational and General Fee	789	798	9	1.1%
Subtotal Tuition and E & G Fee	<u>53,792</u>	<u>56,186</u>	<u>2,394</u>	<u>4.5%</u>
Vet Med Facility Fee	1,200	1,200	-	0.0%
Comprehensive Fee	<u>2,377</u>	<u>2,585</u>	<u>208</u>	<u>8.8%</u>
<b>Total Cost for Nonresident Students</b>	<b><u>57,369</u></b>	<b><u>59,971</u></b>	<b><u>2,602</u></b>	<b><u>4.5%</u></b>
<b><u>VIRGINIA TECH CARILION SCHOOL OF MEDICINE</u></b>				
Tuition	56,293	58,826	2,533	4.5%
Educational and General Fee	185	194	9	4.9%
Subtotal Tuition and E & G Fee	<u>56,478</u>	<u>59,020</u>	<u>2,542</u>	<u>4.5%</u>
VTCSOM Comprehensive Fee	<u>1,243</u>	<u>1,335</u>	<u>92</u>	<u>7.4%</u>
<b>Total Cost for VTCSOM Students</b>	<b><u>57,721</u></b>	<b><u>60,355</u></b>	<b><u>2,634</u></b>	<b><u>4.6%</u></b>