





















Costly and unusual:

an analysis of the Industrial Tax Exemption Program (ITEP), with amounts of foregone revenue by locality/public service and public cost per job created.

APPENDIX A

Sources:				Breakdown of foregone property tax revenue by local jurisdiction or public service:										# permanent jobs attributed to ITEP	Public subsidy per job created
LA Economic Development, "Assessors Reports: Industrial Tax Exemption" (pulled 6/10/2016) ; LA Tax Commission, "Annual Report" (2015).															
Parish	Total local property tax revenue paid by taxpayers (2015)	10-year subsidy Total foregone property tax revenue currently authorized under ITEP	1-year subsidy Annual foregone property tax revenue	School Districts	Sheriff/Police, Corrections ¹	Parish Gov't & Misc.	Health ²	Libraries	Fire	Recreation & Parks	Roads & Bridges	Drainage & Flooding	Levees		
STATEWIDE	\$4,356,725,807	-\$16,675,941,763	-\$1,667,594,176	-\$586,639,756	-\$316,558,119	-\$281,460,562	-\$136,414,420	-\$75,136,669	-\$69,584,734	-\$61,055,807	-\$60,544,652	-\$52,387,222	-\$27,812,235	31,150	\$ 535,343
Acadia	\$27,475,852	-\$10,367,907	-\$1,036,791	-\$426,405	-\$112,596	-\$166,618	-\$38,610	-\$61,746	-\$97,783	\$0	-\$46,201	-\$86,831	\$0	45	\$ 230,398
Allen	\$14,480,729	-\$72,513,583	-\$7,251,358	-\$2,266,572	-\$974,104	-\$745,939	-\$666,169	-\$493,211	-\$412,979	-\$260,985	-\$1,316,284	-\$115,115	\$0	513	\$ 141,352
Ascension	\$126,719,575	-\$1,308,448,410	-\$130,844,841	-\$74,142,882	-\$18,634,995	-\$9,697,332	-\$4,815,246	-\$8,185,920	-\$4,590,152	\$0	\$0	-\$6,503,371	-\$4,274,943	1,559	\$ 839,287
Assumption	\$17,816,215	-\$10,171,208	-\$1,017,121	-\$398,191	-\$293,766	-\$193,233	\$0	-\$20,217	-\$50,545	-\$6,750	-\$6,739	-\$6,968	-\$40,712	36	\$ 282,534
Avoyelles	\$9,755,463	-\$157,862	-\$15,786	-\$5,207	-\$1,413	-\$3,505	-\$1,090	-\$1,367	-\$1,777	\$0	\$0	-\$799	-\$629	7	\$ 22,552
Beauregard	\$26,339,508	-\$63,104,952	-\$6,310,495	-\$2,914,339	-\$862,485	-\$883,124	-\$126,446	-\$410,812	-\$384,302	-\$132,191	-\$596,795	\$0	\$0	125	\$ 504,840
Bienville	\$39,182,971	-\$32,292,951	-\$3,229,295	-\$1,765,421	-\$613,161	-\$235,423	-\$110,483	-\$120,204	-\$208,942	-\$24,801	-\$150,862	\$0	\$0	43	\$ 750,999
Bossier	\$104,634,068	-\$19,145,365	-\$1,914,537	-\$1,031,984	-\$298,408	-\$202,504	-\$30,829	-\$135,510	-\$130,039	\$0	-\$35,980	\$0	-\$49,283	577	\$ 33,181
Caddo	\$239,695,202	-\$331,428,418	-\$33,142,842	-\$18,111,309	-\$5,664,337	-\$5,132,669	-\$578,964	-\$2,250,793	-\$1,404,769	\$0	\$0	\$0	\$0	1,599	\$ 207,272
Calcasieu	\$209,775,431	-\$2,965,419,044	-\$296,541,904	-\$80,413,005	-\$58,101,449	-\$75,163,319	-\$12,896,609	\$15,500,656	-\$13,708,232	-\$14,212,474	-\$10,906,830	-\$15,639,331	\$0	1,017	\$ 2,915,850
Caldwell	\$8,076,442	-\$24,315	-\$2,432	-\$1,009	-\$583	-\$372	-\$37	-\$122	\$0	-\$95	-\$150	-\$44	-\$18	2	\$ 12,158
Cameron	\$36,489,870	-\$5,319,635,642	-\$531,963,564	-\$135,621,437	-\$103,841,881	-\$97,892,696	-\$95,109,589	-\$13,485,377	-\$18,580,438	-\$25,013,259	\$25,199,455	-\$17,219,432	\$0	600	\$ 8,866,059
Claiborne	\$10,822,036	-\$13,934	-\$1,393	-\$554	\$0	-\$437	\$0	-\$99	-\$105	-\$27	-\$172	\$0	\$0	0	∞
Concordia	\$14,341,264	-\$7,974,072	-\$797,407	-\$306,576	-\$154,790	-\$226,776	-\$13,587	\$0	-\$36,475	-\$29,310	\$0	\$0	-\$29,894	37	\$ 215,515
DeSoto	\$80,192,354	-\$143,421,659	-\$14,342,166	-\$7,555,688	-\$1,596,326	-\$1,876,079	-\$1,048,429	\$0	-\$1,545,634	\$0	-\$719,435	\$0	-\$575	198	\$ 724,352
East Baton Rouge	\$446,641,825	-\$664,055,667	-\$66,405,567	-\$26,790,422	-\$8,948,493	-\$8,545,879	-\$1,815,094	-\$6,251,343	-\$5,475,344	-\$8,387,122	-\$79,101	\$0	-\$112,770	1,960	\$ 338,804
East Carroll	\$5,712,501	-\$11,506,683	-\$1,150,668	-\$143,995	-\$134,711	-\$430,208	-\$151,615	-\$71,997	-\$37,489	\$0	-\$72,173	-\$72,173	-\$36,307	48	\$ 239,723
East Feliciana	\$8,245,793	-\$10,768,501	-\$1,076,850	-\$440,339	-\$113,657	-\$199,095	-\$86,596	-\$54,122	-\$183,042	\$0	\$0	\$0	\$0	5	\$ 2,153,700
Evangeline	\$16,933,304	-\$16,132,714	-\$1,613,271	-\$521,696	-\$131,254	-\$336,684	-\$47,559	-\$121,463	-\$207,737	\$0	-\$243,535	-\$3,343	\$0	266	\$ 60,649
Grant	\$8,806,304	-\$4,581,918	-\$458,192	-\$184,123	-\$132,389	-\$38,911	-\$8,923	-\$27,954	-\$39,028	-\$971	-\$22,087	\$0	-\$3,807	15	\$ 305,461
Iberia	\$43,810,692	-\$22,794,279	-\$2,279,428	-\$1,058,183	-\$342,209	-\$416,159	-\$50,436	-\$152,285	-\$153,330	\$0	\$0	-\$97,944	-\$8,882	1,065	\$ 21,403
Iberville	\$63,554,596	-\$737,312,317	-\$73,731,232	-\$40,976,339	-\$15,695,425	-\$5,361,804	\$0	-\$2,834,262	-\$467,620	-\$2,125,697	\$0	-\$3,542,829	-\$2,727,256	406	\$ 1,816,040
Jackson	\$24,503,910	-\$22,921,463	-\$2,292,146	-\$547,554	-\$449,713	-\$290,784	-\$362,522	-\$155,303	-\$174,998	-\$108,490	-\$202,781	\$0	\$0	0	∞
Jefferson	\$361,487,729	-\$192,152,725	-\$19,215,273	-\$4,245,823	-\$2,352,912	-\$4,488,664	-\$437,809	-\$1,178,674	-\$3,508,411	\$0	-\$440,387	-\$1,759,974	-\$802,618	790	\$ 243,231
Jefferson Davis	\$19,886,013	-\$10,209,877	-\$1,020,988	-\$396,741	-\$155,797	-\$180,738	\$0	-\$61,384	-\$91,146	\$0	-\$77,356	-\$57,826	\$0	128	\$ 79,765
La Salle	\$11,833,765	-\$77,146,329	-\$7,714,633	-\$2,229,247	-\$2,094,383	-\$1,332,786	-\$564,870	-\$418,014	-\$82,085	-\$143,255	-\$847,944	\$0	-\$2,048	233	\$ 331,100
Lafayette	\$175,570,485	-\$47,106,468	-\$4,710,647	-\$1,874,616	-\$1,248,998	-\$605,036	-\$44,687	-\$364,198	\$0	\$0	-\$386,544	-\$186,568	\$0	1,471	\$ 32,023
Lafourche	\$127,434,225	-\$45,639,997	-\$4,564,000	-\$1,620,889	-\$493,940	-\$960,359	-\$260,683	-\$193,940	-\$269,350	-\$75,801	-\$163,581	-\$142,211	-\$383,247	444	\$ 102,793

Sources:				Breakdown of foregone property tax revenue by local jurisdiction or public service:											# permanent jobs attributed to ITEP	Public subsidy per job created
LA Economic Development, "Assessors Reports: Industrial Tax Exemption" (pulled 6/10/2016) ; LA Tax Commission, "Annual Report" (2015).																
Parish	Total local property tax revenue paid by taxpayers (2015)	10-year subsidy Total foregone property tax revenue currently authorized under ITEP	1-year subsidy Annual foregone property tax revenue	School Districts	Sheriff/Police, Corrections ¹	Parish Gov't & Misc.	Health ²	Libraries	Fire	Recreation & Parks	Roads & Bridges	Drainage & Flooding	Levees			
Lincoln	\$34,125,543	-\$58,657,785	-\$5,865,779	-\$3,157,037	-\$822,446	-\$957,579	\$0	-\$422,703	-\$112,473	-\$87,465	-\$306,075	\$0	\$0	208	\$ 282,009	
Livingston	\$55,015,019	-\$9,341,807	-\$934,181	-\$300,880	-\$202,990	-\$112,923	-\$20,790	-\$91,474	-\$87,102	-\$62,799	-\$41,579	-\$13,644	\$0	526	\$ 17,760	
Morehouse	\$12,017,883	-\$28,453,836	-\$2,845,384	-\$1,265,078	-\$179,105	-\$301,811	-\$314,910	-\$108,566	-\$362,080	\$0	-\$183,041	-\$89,664	-\$41,129	107	\$ 265,924	
Natchitoches	\$29,431,154	-\$69,566,561	-\$6,956,656	-\$2,095,067	-\$1,394,675	-\$1,384,403	-\$629,680	-\$543,570	-\$460,470	\$0	-\$254,551	\$0	-\$194,240	584	\$ 119,121	
Orleans	\$574,147,166	-\$133,234,742	-\$13,323,474	-\$3,714,988	-\$921,163	-\$5,853,324	\$0	-\$462,426	-\$691,590	-\$517,360	-\$155,782	\$0	-\$1,006,843	1,865	\$ 71,440	
Ouachita	\$96,604,527	-\$117,732,463	-\$11,773,246	-\$5,115,665	-\$2,979,976	-\$792,676	-\$272,497	-\$929,455	-\$1,221,067	-\$193,073	-\$3,314	\$0	-\$265,523	2,610	\$ 45,108	
Plaquemines	\$71,294,584	-\$88,933,724	-\$8,893,372	-\$3,312,791	-\$2,232,504	-\$2,149,718	-\$857,716	-\$135,715	\$0	\$0	-\$204,929	\$0	\$0	170	\$ 523,140	
Pointe Coupee	\$24,145,357	-\$14,749,627	-\$1,474,963	-\$465,853	-\$419,740	-\$176,491	\$0	-\$109,913	-\$170,950	\$0	-\$22,537	\$0	-\$109,479	14	\$ 1,053,545	
Rapides	\$87,106,320	-\$278,846,662	-\$27,884,666	-\$11,587,676	-\$4,180,056	-\$3,411,645	-\$253,775	-\$1,695,007	-\$3,227,826	-\$517,239	-\$2,278,632	-\$103,527	-\$629,284	1,794	\$ 155,433	
Red River	\$22,971,097	-\$56,845,090	-\$5,684,509	-\$2,562,425	-\$836,051	-\$1,132,383	-\$115,864	-\$406,135	-\$451,260	\$0	\$0	\$0	-\$180,390	150	\$ 378,967	
Richland	\$14,465,504	-\$22,968,786	-\$2,296,879	-\$834,057	-\$345,077	-\$402,449	-\$318,646	-\$215,109	-\$84,789	\$0	\$0	\$0	-\$96,751	356	\$ 64,519	
Sabine	\$16,358,280	-\$8,223,346	-\$822,335	-\$321,354	-\$116,995	-\$115,394	-\$8,958	-\$45,237	-\$93,655	\$0	-\$120,742	\$0	\$0	72	\$ 114,213	
St Bernard	\$45,007,644	-\$143,469,579	-\$14,346,958	-\$4,129,044	-\$3,127,735	-\$1,369,505	-\$878,783	-\$377,204	-\$2,802,218	-\$221,224	-\$310,937	\$0	-\$1,130,308	44	\$ 3,260,672	
St Charles	\$147,391,783	-\$1,291,787,246	-\$129,178,725	-\$61,385,251	-\$23,360,743	-\$11,592,298	-\$6,913,545	-\$4,898,933	-\$1,684,354	-\$3,269,623	-\$7,670,451	\$0	-\$8,403,527	282	\$ 4,580,806	
St Helena	\$7,559,470	-\$2,509,934	-\$250,993	-\$74,203	-\$38,714	-\$23,398	-\$37,736	-\$4,288	-\$25,870	-\$3,006	-\$43,779	\$0	\$0	11	\$ 228,176	
St James	\$61,811,773	-\$667,635,661	-\$66,763,566	-\$27,253,167	-\$16,182,172	-\$6,370,847	-\$3,744,439	-\$1,872,214	-\$2,875,923	-\$638,434	-\$3,659,612	-\$1,872,214	-\$2,294,544	798	\$ 836,636	
St John the Baptist	\$53,096,418	-\$808,703,811	-\$80,870,381	-\$27,010,416	-\$24,042,079	-\$15,758,669	-\$659,629	-\$6,829,904	\$0	-\$1,546,004	-\$2,606,771	\$0	-\$2,416,909	228	\$ 3,546,947	
St Landry	\$36,852,623	-\$15,232,991	-\$1,523,299	-\$516,305	-\$131,682	-\$129,627	-\$58,274	-\$10,447	-\$351,555	\$0	-\$171,382	-\$126,912	-\$27,115	54	\$ 282,092	
St Martin	\$38,128,745	-\$14,931,966	-\$1,493,197	-\$497,964	-\$293,331	-\$227,338	-\$39,437	-\$116,103	-\$71,810	-\$19,394	-\$133,577	-\$77,549	-\$16,695	726	\$ 20,567	
St Mary	\$60,419,413	-\$89,729,404	-\$8,972,940	-\$3,364,193	-\$1,111,647	-\$1,793,283	-\$366,112	-\$468,600	-\$276,901	-\$388,649	\$0	-\$742,399	-\$461,156	1,498	\$ 59,899	
St Tammany	\$278,176,492	-\$23,783,124	-\$2,378,312	-\$1,067,104	-\$225,534	-\$373,020	-\$66,177	-\$98,447	-\$435,389	-\$77,906	-\$638	-\$34,099	\$0	366	\$ 64,981	
Tangipahoa	\$49,969,597	-\$17,520,524	-\$1,752,052	-\$260,823	-\$405,296	-\$324,876	-\$86,285	-\$114,532	-\$206,405	-\$165,415	-\$20,778	-\$167,640	\$0	509	\$ 34,421	
Terrebonne	\$82,099,750	-\$60,357,048	-\$6,035,705	-\$973,144	-\$634,543	-\$1,891,321	-\$138,640	\$0	-\$909,698	-\$666,287	-\$5,562	-\$490,571	-\$325,937	2,078	\$ 29,046	
Union	\$12,923,305	-\$6,842,156	-\$684,216	-\$299,804	-\$46,602	-\$128,710	-\$51,761	-\$27,793	-\$37,324	\$0	-\$92,222	\$0	\$0	1,372	\$ 4,987	
Vermilion	\$34,842,253	-\$9,249,649	-\$924,965	-\$392,405	-\$92,040	-\$105,528	-\$46,948	-\$48,098	-\$19,068	\$0	-\$98,132	-\$122,746	\$0	111	\$ 83,330	
Vernon	\$17,121,789	-\$762,375	-\$76,238	-\$33,715	-\$12,718	-\$14,731	-\$2,031	-\$4,964	\$0	\$0	-\$8,079	\$0	\$0	43	\$ 17,730	
Washington	\$19,963,727	-\$40,151,810	-\$4,015,181	-\$1,669,561	-\$429,238	-\$498,398	-\$403,099	-\$164,679	-\$344,353	\$0	-\$505,852	\$0	\$0	52	\$ 772,150	
Webster	\$26,068,212	-\$33,979,061	-\$3,397,906	-\$1,449,451	-\$593,539	-\$403,292	\$0	-\$420,452	-\$420,223	\$0	-\$110,949	\$0	\$0	351	\$ 96,806	
West Baton Rouge	\$34,900,744	-\$371,147,605	-\$37,114,761	-\$13,564,865	-\$6,957,455	-\$7,135,108	-\$674,138	-\$1,771,773	\$0	-\$2,160,699	\$0	-\$3,111,406	-\$1,739,316	874	\$ 424,654	
West Carroll	\$4,021,786	-\$45,282	-\$4,528	-\$1,787	-\$853	-\$723	\$0	-\$311	\$0	\$0	-\$664	-\$92	-\$99	0	∞	
West Feliciana	\$21,831,975	-\$39,221,379	-\$3,922,138	-\$1,769,794	-\$698,861	-\$876,348	-\$172,255	-\$130,424	-\$274,456	\$0	\$0	\$0	\$0	103	\$ 380,790	
Winn	\$6,637,750	-\$4,878,469	-\$487,847	-\$203,341	-\$98,386	-\$45,613	-\$15,413	-\$61,220	-\$44,177	\$0	-\$19,697	\$0	\$0	5	\$ 975,694	

¹Includes dedicated millages for sheriff, police, jails and corrections. Orleans Parish figure includes some fire funding.

²Health spending includes dedicated millages for hospital service districts, ambulance & health units.

Note: The parishes of Catahoula, Franklin, Madison and Tensas are not included above because they have no current Industrial Tax Exemptions to manufacturing companies.

Current Cost of the Industrial Tax Exemption to the State of Louisiana

**TOGETHER
LOUISIANA**

togetherlouisiana@gmail.com



Current cost of exempted
local property tax revenue: **-\$16,675,941,763**
(life of 10-year exemption)

Annual cost of exempted
property tax revenue: **-\$1,667,594,176**

Cost to implement
Universal Pre-K statewide: **\$183,693,400**

of property tax payers: 2,301,988
Property taxes paid in 2015: \$4,356,725,807

Breakdown of cost to parish by local entity / public service (per year):



-\$586,639,756

School Districts



-\$316,558,119

Sheriff, Police, Corrections



-\$69,584,734

Fire Departments



-\$136,414,420

Health & Hospitals



-\$75,136,669

Libraries



-\$281,460,562

Parish Gov't & Misc.



-\$61,055,807

Recreation & Parks



-\$60,544,652

Roads & Bridges



-\$52,387,222

Drainage & Flooding



-\$27,812,235

Levees

Parish Profiles

Current Cost of the Industrial Tax Exemption to Acadia Parish

**TOGETHER
LOUISIANA**

togetherlouisiana@gmail.com

Current cost of exempted
property tax revenue: **-\$10,367,907**
(life of 10-year exemption)

Annual cost of exempted
property tax revenue: **-\$1,036,791**



of property tax payers: 34,129

Property taxes paid in 2015: \$27,475,852

Breakdown of cost to parish by local entity / public service (per year):



-\$426,405

School Districts



-\$112,596

Sheriff, Police, Corrections



-\$97,783

Fire Departments



-\$38,610

Health & Hospitals



-\$61,746

Libraries



-\$166,618

Parish Gov't & Misc.



\$0

Recreation & Parks



-\$46,201

Roads & Bridges



-\$86,831

Drainage & Flooding



\$0

Levees

Current Cost of the Industrial Tax Exemption to Allen Parish

TOGETHER
LOUISIANA

togetherlouisiana@gmail.com



Current cost of exempted
property tax revenue: **-\$72,513,583**
(life of 10-year exemption)

Annual cost of exempted
property tax revenue: **-\$7,251,358**

Cost to implement
Universal Pre-K in parish: **\$721,050**

of property tax payers: 9,198
Property taxes paid in 2015: \$14,480,729

Breakdown of cost to parish by local entity / public service (per year):



-\$2,266,572

School Districts



-\$974,104

Sheriff, Police, Corrections



-\$412,979

Fire Departments



-\$666,169

Health & Hospitals



-\$493,211

Libraries



-\$745,939

Parish Gov't & Misc.



-\$260,985

Recreation & Parks



-\$1,316,284

Roads & Bridges



-\$115,115

Drainage & Flooding



\$0

Levees

Current Cost of the Industrial Tax Exemption to Ascension Parish

TOGETHER
LOUISIANA

togetherlouisiana@gmail.com



Current cost of exempted
property tax revenue: **-\$1,308,448,410**
(life of 10-year exemption)

Annual cost of exempted
property tax revenue: **-\$130,844,841**

Cost to implement
Universal Pre-K in parish: **\$6,375,050**

of property tax payers: 44,965
Property taxes paid in 2015: \$126,719,575

Breakdown of cost to parish by local entity / public service (per year):



-\$74,142,882

School Districts



-\$18,634,995

Sheriff, Police, Corrections



-\$4,590,152

Fire Departments



-\$4,815,246

Health & Hospitals



-\$8,185,920

Libraries



-\$9,697,332

Parish Gov't & Misc.



\$0

Recreation & Parks



\$0

Roads & Bridges



-\$6,503,371

Drainage & Flooding



-\$4,274,943

Levees

Current Cost of the Industrial Tax Exemption to Assumption Parish

**TOGETHER
LOUISIANA**

togetherlouisiana@gmail.com



Current cost of exempted
property tax revenue: **-\$10,171,208**
(life of 10-year exemption)

Annual cost of exempted
property tax revenue: **-\$1,017,121**

Cost to implement
Universal Pre-K in parish: **\$39,050**

of property tax payers: 12,100

Property taxes paid in 2015: \$17,816,215

Breakdown of cost to parish by local entity / public service (per year):



-\$398,191

School Districts



-\$293,766

Sheriff, Police, Corrections



-\$50,545

Fire Departments



\$0

Health & Hospitals



-\$20,217

Libraries



-\$193,233

Parish Gov't & Misc.



-\$6,750

Recreation & Parks



-\$6,739

Roads & Bridges



-\$6,968

Drainage & Flooding



-\$40,712

Levees

Current Cost of the Industrial Tax Exemption to Avoyelles Parish

TOGETHER
LOUISIANA

togetherlouisiana@gmail.com

Current cost of exempted
property tax revenue: **-\$157,862**
(life of 10-year exemption)

Annual cost of exempted
property tax revenue: **-\$15,786**



of property tax payers: 27,457

Property taxes paid in 2015: \$9,755,463

Breakdown of cost to parish by local entity / public service (per year):



-\$5,207

School Districts



-\$1,413

Sheriff, Police, Corrections



-\$1,777

Fire Departments



-\$1,090

Health & Hospitals



-\$1,367

Libraries



-\$3,505

Parish Gov't & Misc.



\$0

Recreation & Parks



\$0

Roads & Bridges



-\$799

Drainage & Flooding



-\$629

Levees

Current Cost of the Industrial Tax Exemption to Beauregard Parish

**TOGETHER
LOUISIANA**

togetherlouisiana@gmail.com



Current cost of exempted
property tax revenue: **-\$63,104,952**
(life of 10-year exemption)

Annual cost of exempted
property tax revenue: **-\$6,310,495**

Cost to implement
Universal Pre-K in parish: **\$2,111,450**

of property tax payers: 17,401

Property taxes paid in 2015: \$26,339,508

Breakdown of cost to parish by local entity / public service (per year):



-\$2,914,339

School Districts



-\$862,485

Sheriff, Police, Corrections



-\$384,302

Fire Departments



-\$126,446

Health & Hospitals



-\$410,812

Libraries



-\$883,124

Parish Gov't & Misc.



-\$132,191

Recreation & Parks



-\$596,795

Roads & Bridges



\$0

Drainage & Flooding



\$0

Levees

Current Cost of the Industrial Tax Exemption to Bienville Parish

**TOGETHER
LOUISIANA**

togetherlouisiana@gmail.com



Current cost of exempted
property tax revenue: **-\$32,292,951**
(life of 10-year exemption)

Annual cost of exempted
property tax revenue: **-\$3,229,295**

Cost to implement
Universal Pre-K in parish: **\$64,625**

of property tax payers: 13,524
Property taxes paid in 2015: \$39,182,971

Breakdown of cost to parish by local entity / public service (per year):



-\$1,765,421

School Districts



-\$613,161

Sheriff, Police, Corrections



-\$208,942

Fire Departments



-\$110,483

Health & Hospitals



-\$120,204

Libraries



-\$235,423

Parish Gov't & Misc.



-\$24,801

Recreation & Parks



-\$150,862

Roads & Bridges



\$0

Drainage & Flooding



\$0

Levees

Current Cost of the Industrial Tax Exemption to Bossier Parish

TOGETHER
LOUISIANA

togetherlouisiana@gmail.com



Current cost of exempted
property tax revenue: **-\$19,145,365**
(life of 10-year exemption)

Annual cost of exempted
property tax revenue: **-\$1,914,537**

of property tax payers: 61,709

Property taxes paid in 2015: \$104,634,068

Breakdown of cost to parish by local entity / public service (per year):



-\$1,031,984

School Districts



-\$298,408

Sheriff, Police, Corrections



-\$130,039

Fire Departments



-\$30,829

Health & Hospitals



-\$135,510

Libraries



-\$202,504

Parish Gov't & Misc.



\$0

Recreation & Parks



-\$35,980

Roads & Bridges



\$0

Drainage & Flooding



-\$49,283

Levees

Current Cost of the Industrial Tax Exemption to Caddo Parish

TOGETHER
LOUISIANA

togetherlouisiana@gmail.com



Current cost of exempted
property tax revenue: **-\$331,428,418**
(life of 10-year exemption)

Annual cost of exempted
property tax revenue: **-\$33,142,842**

Cost to implement
Universal Pre-K in parish: **\$14,650,900**

of property tax payers: 155,438

Property taxes paid in 2015: \$239,695,202

Breakdown of cost to parish by local entity / public service (per year):



-\$18,111,309

School Districts



-\$5,664,337

Sheriff, Police, Corrections



-\$1,404,769

Fire Departments



-\$578,964

Health & Hospitals



-\$2,250,793

Libraries



-\$5,132,669

Parish Gov't & Misc.



\$0

Recreation & Parks



\$0

Roads & Bridges



\$0

Drainage & Flooding



\$0

Levees

Current Cost of the Industrial Tax Exemption to Calcasieu Parish

TOGETHER
LOUISIANA

togetherlouisiana@gmail.com

Current cost of exempted
property tax revenue: **-\$2,965,419,044**
(life of 10-year exemption)

Annual cost of exempted
property tax revenue: **-\$296,541,904**

Cost to implement
Universal Pre-K in parish: **\$3,868,700**

of property tax payers: 94,054
Property taxes paid in 2015: \$209,775,431



Breakdown of cost to parish by local entity / public service (per year):



School Districts

-\$80,413,005



Sheriff, Police, Corrections

-\$58,101,449



Fire Departments

-\$13,708,232



Health & Hospitals

-\$12,896,609



Libraries

-\$15,500,656



Parish Gov't & Misc.

-\$75,163,319



Recreation & Parks

-\$14,212,474



Roads & Bridges

-\$10,906,830



Drainage & Flooding

-\$15,639,331



Levees

\$0

Current Cost of the Industrial Tax Exemption to Caldwell Parish

**TOGETHER
LOUISIANA**

togetherlouisiana@gmail.com



Current cost of exempted
property tax revenue: **-\$24,315**
(life of 10-year exemption)

Annual cost of exempted
property tax revenue: **-\$2,432**

of property tax payers: 9,008

Property taxes paid in 2015: \$8,076,442

Breakdown of cost to parish by local entity / public service (per year):



-\$1,009

School Districts



-\$583

Sheriff, Police, Corrections



\$0

Fire Departments



-\$37

Health & Hospitals



-\$122

Libraries



-\$372

Parish Gov't & Misc.



-\$95

Recreation & Parks



-\$150

Roads & Bridges



-\$44

Drainage & Flooding



-\$18

Levees

Current Cost of the Industrial Tax Exemption to Cameron Parish

**TOGETHER
LOUISIANA**

togetherlouisiana@gmail.com



Current cost of exempted
property tax revenue: **-\$5,319,635,642**
(life of 10-year exemption)

Annual cost of exempted
property tax revenue: **-\$531,963,564**

Cost to implement
Universal Pre-K in parish: **\$240,900**

of property tax payers: 14,229
Property taxes paid in 2015: \$36,489,870

Breakdown of cost to parish by local entity / public service (per year):



-\$135,621,437

School Districts



-\$103,841,881

Sheriff, Police, Corrections



-\$18,580,438

Fire Departments



-\$95,109,589

Health & Hospitals



-\$13,485,377

Libraries



-\$97,892,696

Parish Gov't & Misc.



-\$25,013,259

Recreation & Parks



-\$25,199,455

Roads & Bridges



-\$17,219,432

Drainage & Flooding



\$0

Levees

Current Cost of the Industrial Tax Exemption to Claiborne Parish

TOGETHER
LOUISIANA

togetherlouisiana@gmail.com



Current cost of exempted
property tax revenue: **-\$13,934**
(life of 10-year exemption)

Annual cost of exempted
property tax revenue: **-\$1,393**

of property tax payers: 14,322

Property taxes paid in 2015: \$10,822,036

Breakdown of cost to parish by local entity / public service (per year):



-\$554

School Districts



\$0

Sheriff, Police, Corrections



-\$105

Fire Departments



\$0

Health & Hospitals



-\$99

Libraries



-\$437

Parish Gov't & Misc.



-\$27

Recreation & Parks



-\$172

Roads & Bridges



\$0

Drainage & Flooding



\$0

Levees

Current Cost of the Industrial Tax Exemption to Concordia Parish

**TOGETHER
LOUISIANA**

togetherlouisiana@gmail.com



Current cost of exempted
property tax revenue: **-\$7,974,072**
(life of 10-year exemption)

Annual cost of exempted
property tax revenue: **-\$797,407**

Cost to implement
Universal Pre-K in parish: **\$860,750**

of property tax payers: 10,504

Property taxes paid in 2015: \$14,341,264

Breakdown of cost to parish by local entity / public service (per year):



-\$306,576

School Districts



-\$154,790

Sheriff, Police, Corrections



-\$36,475

Fire Departments



-\$13,587

Health & Hospitals



\$0

Libraries



-\$226,776

Parish Gov't & Misc.



-\$29,310

Recreation & Parks



\$0

Roads & Bridges



\$0

Drainage & Flooding



-\$29,894

Levees

Current Cost of the Industrial Tax Exemption to DeSoto Parish

TOGETHER
LOUISIANA

togetherlouisiana@gmail.com



Current cost of exempted
property tax revenue: **-\$143,421,659**
(life of 10-year exemption)

Annual cost of exempted
property tax revenue: **-\$14,342,166**

Cost to implement
Universal Pre-K in parish: **\$518,650**

of property tax payers: 18,527
Property taxes paid in 2015: \$80,192,354

Breakdown of cost to parish by local entity / public service (per year):



-\$7,555,688

School Districts



-\$1,596,326

Sheriff, Police, Corrections



-\$1,545,634

Fire Departments



-\$1,048,429

Health & Hospitals



\$0

Libraries



-\$1,876,079

Parish Gov't & Misc.



\$0

Recreation & Parks



-\$719,435

Roads & Bridges



\$0

Drainage & Flooding



-\$575

Levees

Current Cost of the Industrial Tax Exemption to East Baton Rouge Parish

**TOGETHER
LOUISIANA**

togetherlouisiana@gmail.com



Current cost of exempted
property tax revenue: **-\$664,055,667**
(life of 10-year exemption)

Annual cost of exempted
property tax revenue: **-\$66,405,567**

Cost to implement
Universal Pre-K in parish: **\$16,520,900**

of property tax payers: 214,553

Property taxes paid in 2015: \$446,641,825

Breakdown of cost to parish by local entity / public service (per year):



-\$26,790,422

School Districts



-\$8,948,493

Sheriff, Police, Corrections



-\$5,475,344

Fire Departments



-\$1,815,094

Health & Hospitals



-\$6,251,343

Libraries



-\$8,545,879

Parish Gov't & Misc.



-\$8,387,122

Recreation & Parks



-\$79,101

Roads & Bridges



\$0

Drainage & Flooding



-\$112,770

Levees

Current Cost of the Industrial Tax Exemption to East Carroll Parish

**TOGETHER
LOUISIANA**

togetherlouisiana@gmail.com



Current cost of exempted
property tax revenue: **-\$11,506,683**
(life of 10-year exemption)

Annual cost of exempted
property tax revenue: **-\$1,150,668**

Cost to implement
Universal Pre-K in parish: **\$209,000**

of property tax payers: 5,973

Property taxes paid in 2015: \$5,712,501

Breakdown of cost to parish by local entity / public service (per year):



-\$143,995

School Districts



-\$134,711

Sheriff, Police, Corrections



-\$37,489

Fire Departments



-\$151,615

Health & Hospitals



-\$71,997

Libraries



-\$430,208

Parish Gov't & Misc.



\$0

Recreation & Parks



-\$72,173

Roads & Bridges



-\$72,173

Drainage & Flooding



-\$36,307

Levees

Current Cost of the Industrial Tax Exemption to East Feliciana Parish

**TOGETHER
LOUISIANA**

togetherlouisiana@gmail.com

Current cost of exempted
property tax revenue: **-\$10,768,501**
(life of 10-year exemption)

Annual cost of exempted
property tax revenue: **-\$1,076,850**

Cost to implement
Universal Pre-K in parish: **\$326,150**

of property tax payers: 12,051
Property taxes paid in 2015: \$8,245,793



Breakdown of cost to parish by local entity / public service (per year):



-\$440,339

School Districts



-\$113,657

Sheriff, Police, Corrections



-\$183,042

Fire Departments



-\$86,596

Health & Hospitals



-\$54,122

Libraries



-\$199,095

Parish Gov't & Misc.



\$0

Recreation & Parks



\$0

Roads & Bridges



\$0

Drainage & Flooding



\$0

Levees

Current Cost of the Industrial Tax Exemption to Evangeline Parish

TOGETHER
LOUISIANA

togetherlouisiana@gmail.com



Current cost of exempted
property tax revenue: **-\$16,132,714**
(life of 10-year exemption)

Annual cost of exempted
property tax revenue: **-\$1,613,271**

Cost to implement
Universal Pre-K in parish: **\$1,732,225**

of property tax payers: 15,637

Property taxes paid in 2015: \$16,933,304

Breakdown of cost to parish by local entity / public service (per year):



-\$521,696

School Districts



-\$131,254

Sheriff, Police, Corrections



-\$207,737

Fire Departments



-\$47,559

Health & Hospitals



-\$121,463

Libraries



-\$336,684

Parish Gov't & Misc.



\$0

Recreation & Parks



-\$243,535

Roads & Bridges



-\$3,343

Drainage & Flooding



\$0

Levees

Current Cost of the Industrial Tax Exemption to Grant Parish

TOGETHER
LOUISIANA

togetherlouisiana@gmail.com

Current cost of exempted
property tax revenue: **-\$4,581,918**
(life of 10-year exemption)

Annual cost of exempted
property tax revenue: **-\$458,192**



of property tax payers: 7,837

Property taxes paid in 2015: \$8,806,304

Breakdown of cost to parish by local entity / public service (per year):



-\$184,123

School Districts



-\$132,389

Sheriff, Police, Corrections



-\$39,028

Fire Departments



-\$8,923

Health & Hospitals



-\$27,954

Libraries



-\$38,911

Parish Gov't & Misc.



-\$971

Recreation & Parks



-\$22,087

Roads & Bridges



\$0

Drainage & Flooding



-\$3,807

Levees

Current Cost of the Industrial Tax Exemption to Iberia Parish

**TOGETHER
LOUISIANA**

togetherlouisiana@gmail.com



Current cost of exempted
property tax revenue: **-\$22,794,279**
(life of 10-year exemption)

Annual cost of exempted
property tax revenue: **-\$2,279,428**

Cost to implement
Universal Pre-K in parish: **\$3,935,250**

of property tax payers: 31,497

Property taxes paid in 2015: \$43,810,692

Breakdown of cost to parish by local entity / public service (per year):



-\$1,058,183

School Districts



-\$342,209

Sheriff, Police, Corrections



-\$153,330

Fire Departments



-\$50,436

Health & Hospitals



-\$152,285

Libraries



-\$416,159

Parish Gov't & Misc.



\$0

Recreation & Parks



\$0

Roads & Bridges



-\$97,944

Drainage & Flooding



-\$8,882

Levees

Current Cost of the Industrial Tax Exemption to Iberville Parish

**TOGETHER
LOUISIANA**

togetherlouisiana@gmail.com



Current cost of exempted
property tax revenue: **-\$737,312,317**
(life of 10-year exemption)

Annual cost of exempted
property tax revenue: **-\$73,731,232**

Cost to implement
Universal Pre-K in parish: **\$90,750**

of property tax payers: 14,997
Property taxes paid in 2015: \$63,554,596

Breakdown of cost to parish by local entity / public service (per year):



-\$40,976,339

School Districts



-\$15,695,425

Sheriff, Police, Corrections



-\$467,620

Fire Departments



\$0

Health & Hospitals



-\$2,834,262

Libraries



-\$5,361,804

Parish Gov't & Misc.



-\$2,125,697

Recreation & Parks



\$0

Roads & Bridges



-\$3,542,829

Drainage & Flooding



-\$2,727,256

Levees

Current Cost of the Industrial Tax Exemption to Jackson Parish

**TOGETHER
LOUISIANA**

togetherlouisiana@gmail.com



Current cost of exempted
property tax revenue: **-\$22,921,463**
(life of 10-year exemption)

Annual cost of exempted
property tax revenue: **-\$2,292,146**

Cost to implement
Universal Pre-K in parish: **\$654,775**

of property tax payers: 10,152

Property taxes paid in 2015: \$24,503,910

Breakdown of cost to parish by local entity / public service (per year):



-\$547,554

School Districts



-\$449,713

Sheriff, Police, Corrections



-\$174,998

Fire Departments



-\$362,522

Health & Hospitals



-\$155,303

Libraries



-\$290,784

Parish Gov't & Misc.



-\$108,490

Recreation & Parks



-\$202,781

Roads & Bridges



\$0

Drainage & Flooding



\$0

Levees

Current Cost of the Industrial Tax Exemption to Jefferson Davis Parish

TOGETHER
LOUISIANA

togetherlouisiana@gmail.com



Current cost of exempted
property tax revenue: **-\$10,209,877**
(life of 10-year exemption)

Annual cost of exempted
property tax revenue: **-\$1,020,988**

Cost to implement
Universal Pre-K in parish: **\$883,300**

of property tax payers: 17,638

Property taxes paid in 2015: \$19,886,013

Breakdown of cost to parish by local entity / public service (per year):



-\$396,741

School Districts



-\$155,797

Sheriff, Police, Corrections



-\$91,146

Fire Departments



\$0

Health & Hospitals



-\$61,384

Libraries



-\$180,738

Parish Gov't & Misc.



\$0

Recreation & Parks



-\$77,356

Roads & Bridges



-\$57,826

Drainage & Flooding



\$0

Levees

Current Cost of the Industrial Tax Exemption to Jefferson Parish

TOGETHER
LOUISIANA

togetherlouisiana@gmail.com



Current cost of exempted
property tax revenue: **-\$192,152,725**
(life of 10-year exemption)

Annual cost of exempted
property tax revenue: **-\$19,215,273**

Cost to implement
Universal Pre-K in parish: **\$14,688,575**

of property tax payers: 160,374

Property taxes paid in 2015: \$361,487,729

Breakdown of cost to parish by local entity / public service (per year):



-\$4,245,823

School Districts



-\$2,352,912

Sheriff, Police, Corrections



-\$3,508,411

Fire Departments



-\$437,809

Health & Hospitals



-\$1,178,674

Libraries



-\$4,488,664

Parish Gov't & Misc.



\$0

Recreation & Parks



-\$440,387

Roads & Bridges



-\$1,759,974

Drainage & Flooding



-\$802,618

Levees

Current Cost of the Industrial Tax Exemption to La Salle Parish

**TOGETHER
LOUISIANA**

togetherlouisiana@gmail.com



Current cost of exempted
property tax revenue: **-\$77,146,329**
(life of 10-year exemption)

Annual cost of exempted
property tax revenue: **-\$7,714,633**

Cost to implement
Universal Pre-K in parish: **\$360,250**

of property tax payers: 11,190
Property taxes paid in 2015: \$11,833,765

Breakdown of cost to parish by local entity / public service (per year):



-\$2,229,247

School Districts



-\$2,094,383

Sheriff, Police, Corrections



-\$82,085

Fire Departments



-\$564,870

Health & Hospitals



-\$418,014

Libraries



-\$1,332,786

Parish Gov't & Misc.



-\$143,255

Recreation & Parks



-\$847,944

Roads & Bridges



\$0

Drainage & Flooding



-\$2,048

Levees

Current Cost of the Industrial Tax Exemption to Lafayette Parish

TOGETHER
LOUISIANA

togetherlouisiana@gmail.com



Current cost of exempted
property tax revenue: **-\$47,106,468**
(life of 10-year exemption)

Annual cost of exempted
property tax revenue: **-\$4,710,647**

of property tax payers: 116,943

Property taxes paid in 2015: \$175,570,485

Breakdown of cost to parish by local entity / public service (per year):



-\$1,874,616

School Districts



-\$1,248,998

Sheriff, Police, Corrections



\$0

Fire Departments



-\$44,687

Health & Hospitals



-\$364,198

Libraries



-\$605,036

Parish Gov't & Misc.



\$0

Recreation & Parks



-\$386,544

Roads & Bridges



-\$186,568

Drainage & Flooding



\$0

Levees

Current Cost of the Industrial Tax Exemption to Lafourche Parish

**TOGETHER
LOUISIANA**

togetherlouisiana@gmail.com

Current cost of exempted
property tax revenue: **-\$45,639,997**
(life of 10-year exemption)

Annual cost of exempted
property tax revenue: **-\$4,564,000**

Cost to implement
Universal Pre-K in parish: **\$2,171,400**

of property tax payers: 38,128

Property taxes paid in 2015: \$127,434,225



Breakdown of cost to parish by local entity / public service (per year):



-\$1,620,889

School Districts



-\$493,940

Sheriff, Police, Corrections



-\$269,350

Fire Departments



-\$260,683

Health & Hospitals



-\$193,940

Libraries



-\$960,359

Parish Gov't & Misc.



-\$75,801

Recreation & Parks



-\$163,581

Roads & Bridges



-\$142,211

Drainage & Flooding



-\$383,247

Levees

Current Cost of the Industrial Tax Exemption to Lincoln Parish

TOGETHER
LOUISIANA

togetherlouisiana@gmail.com



Current cost of exempted
property tax revenue: **-\$58,657,785**
(life of 10-year exemption)

Annual cost of exempted
property tax revenue: **-\$5,865,779**

Cost to implement
Universal Pre-K in parish: **\$2,095,500**

of property tax payers: 29,833

Property taxes paid in 2015: \$34,125,543

Breakdown of cost to parish by local entity / public service (per year):



-\$3,157,037

School Districts



-\$822,446

Sheriff, Police, Corrections



-\$112,473

Fire Departments



\$0

Health & Hospitals



-\$422,703

Libraries



-\$957,579

Parish Gov't & Misc.



-\$87,465

Recreation & Parks



-\$306,075

Roads & Bridges



\$0

Drainage & Flooding



\$0

Levees

Current Cost of the Industrial Tax Exemption to Livingston Parish

**TOGETHER
LOUISIANA**

togetherlouisiana@gmail.com

Current cost of exempted
property tax revenue: **-\$9,341,807**
(life of 10-year exemption)

Annual cost of exempted
property tax revenue: **-\$934,181**



of property tax payers: 54,743

Property taxes paid in 2015: \$55,015,019

Breakdown of cost to parish by local entity / public service (per year):



-\$300,880

School Districts



-\$202,990

Sheriff, Police, Corrections



-\$87,102

Fire Departments



-\$20,790

Health & Hospitals



-\$91,474

Libraries



-\$112,923

Parish Gov't & Misc.



-\$62,799

Recreation & Parks



-\$41,579

Roads & Bridges



-\$13,644

Drainage & Flooding



\$0

Levees

Current Cost of the Industrial Tax Exemption to Morehouse Parish

**TOGETHER
LOUISIANA**

togetherlouisiana@gmail.com



Current cost of exempted
property tax revenue: **-\$28,453,836**
(life of 10-year exemption)

Annual cost of exempted
property tax revenue: **-\$2,845,384**

Cost to implement
Universal Pre-K in parish: **\$1,524,325**

of property tax payers: 22,949

Property taxes paid in 2015: \$12,017,883

Breakdown of cost to parish by local entity / public service (per year):



-\$1,265,078

School Districts



-\$179,105

Sheriff, Police, Corrections



-\$362,080

Fire Departments



-\$314,910

Health & Hospitals



-\$108,566

Libraries



-\$301,811

Parish Gov't & Misc.



\$0

Recreation & Parks



-\$183,041

Roads & Bridges



-\$89,664

Drainage & Flooding



-\$41,129

Levees

Current Cost of the Industrial Tax Exemption to Natchitoches Parish

**TOGETHER
LOUISIANA**

togetherlouisiana@gmail.com



**Current cost of exempted
property tax revenue: ~~-\$69,566,561~~**
(life of 10-year exemption)

**Annual cost of exempted
property tax revenue: ~~-\$6,956,656~~**

**Cost to implement
Universal Pre-K in parish: \$1,245,750**

of property tax payers: 20,900

Property taxes paid in 2015: \$29,431,154

Breakdown of cost to parish by local entity / public service (per year):



-\$2,095,067

School Districts



-\$1,394,675

Sheriff, Police, Corrections



-\$460,470

Fire Departments



-\$629,680

Health & Hospitals



-\$543,570

Libraries



-\$1,384,403

Parish Gov't & Misc.



\$0

Recreation & Parks



-\$254,551

Roads & Bridges



\$0

Drainage & Flooding



-\$194,240

Levees

Current Cost of the Industrial Tax Exemption to Orleans Parish

**TOGETHER
LOUISIANA**

togetherlouisiana@gmail.com

Current cost of exempted
property tax revenue: **-\$133,234,742**
(life of 10-year exemption)

Annual cost of exempted
property tax revenue: **-\$13,323,474**

Cost to implement
Universal Pre-K in parish: **\$14,867,875**

of property tax payers: 148,752

Property taxes paid in 2015: \$574,147,166



Breakdown of cost to parish by local entity / public service (per year):



-\$3,714,988

School Districts



-\$921,163

Sheriff, Police, Corrections



-\$691,590

Fire Departments



\$0

Health & Hospitals



-\$462,426

Libraries



-\$5,853,324

Parish Gov't & Misc.



-\$517,360

Recreation & Parks



-\$155,782

Roads & Bridges



\$0

Drainage & Flooding



-\$1,006,843

Levees

Current Cost of the Industrial Tax Exemption to Ouachita Parish

**TOGETHER
LOUISIANA**

togetherlouisiana@gmail.com



**Current cost of exempted
property tax revenue: **-\$117,732,463****
(life of 10-year exemption)

**Annual cost of exempted
property tax revenue: **-\$11,773,246****

**Cost to implement
Universal Pre-K in parish: **\$8,057,225****

of property tax payers: 73,356

Property taxes paid in 2015: \$96,604,527

Breakdown of cost to parish by local entity / public service (per year):



-\$5,115,665

School Districts



-\$2,979,976

Sheriff, Police, Corrections



-\$1,221,067

Fire Departments



-\$272,497

Health & Hospitals



-\$929,455

Libraries



-\$792,676

Parish Gov't & Misc.



-\$193,073

Recreation & Parks



-\$3,314

Roads & Bridges



\$0

Drainage & Flooding



-\$265,523

Levees

Current Cost of the Industrial Tax Exemption to Plaquemines Parish

**TOGETHER
LOUISIANA**

togetherlouisiana@gmail.com



Current cost of exempted
property tax revenue: **-\$88,933,724**
(life of 10-year exemption)

Annual cost of exempted
property tax revenue: **-\$8,893,372**

Cost to implement
Universal Pre-K in parish: **\$1,359,050**

of property tax payers: 19,381

Property taxes paid in 2015: \$71,294,584

Breakdown of cost to parish by local entity / public service (per year):



-\$3,312,791

School Districts



-\$2,232,504

Sheriff, Police, Corrections



\$0

Fire Departments



-\$857,716

Health & Hospitals



-\$135,715

Libraries



-\$2,149,718

Parish Gov't & Misc.



\$0

Recreation & Parks



-\$204,929

Roads & Bridges



\$0

Drainage & Flooding



\$0

Levees

Current Cost of the Industrial Tax Exemption to Pointe Coupee Parish

**TOGETHER
LOUISIANA**

togetherlouisiana@gmail.com



Current cost of exempted
property tax revenue: **-\$14,749,627**
(life of 10-year exemption)

Annual cost of exempted
property tax revenue: **-\$1,474,963**

Cost to implement
Universal Pre-K in parish: **\$29,975**

of property tax payers: 15,002

Property taxes paid in 2015: \$24,145,357

Breakdown of cost to parish by local entity / public service (per year):



-\$465,853

School Districts



-\$419,740

Sheriff, Police, Corrections



-\$170,950

Fire Departments



\$0

Health & Hospitals



-\$109,913

Libraries



-\$176,491

Parish Gov't & Misc.



\$0

Recreation & Parks



-\$22,537

Roads & Bridges



\$0

Drainage & Flooding



-\$109,479

Levees

Current Cost of the Industrial Tax Exemption to Rapides Parish

TOGETHER
LOUISIANA

togetherlouisiana@gmail.com

Current cost of exempted
property tax revenue: **-\$278,846,662**
(life of 10-year exemption)

Annual cost of exempted
property tax revenue: **-\$27,884,666**

Cost to implement
Universal Pre-K in parish: **\$2,551,175**

of property tax payers: 71,007

Property taxes paid in 2015: \$87,106,320



Breakdown of cost to parish by local entity / public service (per year):



-\$11,587,676

School Districts



-\$4,180,056

Sheriff, Police, Corrections



-\$3,227,826

Fire Departments



-\$253,775

Health & Hospitals



-\$1,695,007

Libraries



-\$3,411,645

Parish Gov't & Misc.



-\$517,239

Recreation & Parks



-\$2,278,632

Roads & Bridges



-\$103,527

Drainage & Flooding



-\$629,284

Levees

Current Cost of the Industrial Tax Exemption to Red River Parish

**TOGETHER
LOUISIANA**

togetherlouisiana@gmail.com



Current cost of exempted
property tax revenue: **-\$56,845,090**
(life of 10-year exemption)

Annual cost of exempted
property tax revenue: **-\$5,684,509**

Cost to implement
Universal Pre-K in parish: **\$200,200**

of property tax payers: 5,019

Property taxes paid in 2015: \$22,971,097

Breakdown of cost to parish by local entity / public service (per year):



-\$2,562,425

School Districts



-\$836,051

Sheriff, Police, Corrections



-\$451,260

Fire Departments



-\$115,864

Health & Hospitals



-\$406,135

Libraries



-\$1,132,383

Parish Gov't & Misc.



\$0

Recreation & Parks



\$0

Roads & Bridges



\$0

Drainage & Flooding



-\$180,390

Levees

Current Cost of the Industrial Tax Exemption to Richland Parish

**TOGETHER
LOUISIANA**

togetherlouisiana@gmail.com



Current cost of exempted
property tax revenue: **-\$22,968,786**
(life of 10-year exemption)

Annual cost of exempted
property tax revenue: **-\$2,296,879**

Cost to implement
Universal Pre-K in parish: **\$1,537,800**

of property tax payers: 10,173

Property taxes paid in 2015: \$14,465,504

Breakdown of cost to parish by local entity / public service (per year):



-\$834,057

School Districts



-\$345,077

Sheriff, Police, Corrections



-\$84,789

Fire Departments



-\$318,646

Health & Hospitals



-\$215,109

Libraries



-\$402,449

Parish Gov't & Misc.



\$0

Recreation & Parks



\$0

Roads & Bridges



\$0

Drainage & Flooding



-\$96,751

Levees

Current Cost of the Industrial Tax Exemption to Sabine Parish

TOGETHER
LOUISIANA

togetherlouisiana@gmail.com

Current cost of exempted
property tax revenue: **-\$8,223,346**
(life of 10-year exemption)

Annual cost of exempted
property tax revenue: **-\$822,335**

Cost to implement
Universal Pre-K in parish: **\$113,300**



of property tax payers: 25,165

Property taxes paid in 2015: \$16,358,280

Breakdown of cost to parish by local entity / public service (per year):



-\$321,354

School Districts



-\$116,995

Sheriff, Police, Corrections



-\$93,655

Fire Departments



-\$8,958

Health & Hospitals



-\$45,237

Libraries



-\$115,394

Parish Gov't & Misc.



\$0

Recreation & Parks



-\$120,742

Roads & Bridges



\$0

Drainage & Flooding



\$0

Levees

Current Cost of the Industrial Tax Exemption to St. Bernard Parish

**TOGETHER
LOUISIANA**

togetherlouisiana@gmail.com



Current cost of exempted
property tax revenue: **-\$143,469,579**
(life of 10-year exemption)

Annual cost of exempted
property tax revenue: **-\$14,346,958**

Cost to implement
Universal Pre-K in parish: **\$1,088,450**

of property tax payers: 17,504

Property taxes paid in 2015: \$45,007,644

Breakdown of cost to parish by local entity / public service (per year):



-\$4,129,044

School Districts



-\$3,127,735

Sheriff, Police, Corrections



-\$2,802,218

Fire Departments



-\$878,783

Health & Hospitals



-\$377,204

Libraries



-\$1,369,505

Parish Gov't & Misc.



-\$221,224

Recreation & Parks



-\$310,937

Roads & Bridges



\$0

Drainage & Flooding



-\$1,130,308

Levees

Current Cost of the Industrial Tax Exemption to St. Charles Parish

**TOGETHER
LOUISIANA**

togetherlouisiana@gmail.com



Current cost of exempted
property tax revenue: **-\$1,291,787,246**
(life of 10-year exemption)

Annual cost of exempted
property tax revenue: **-\$129,178,725**

Cost to implement
Universal Pre-K in parish: **\$2,704,350**

of property tax payers: 21,975

Property taxes paid in 2015: \$147,391,783

Breakdown of cost to parish by local entity / public service (per year):



-\$61,385,251

School Districts



-\$23,360,743

Sheriff, Police, Corrections



-\$1,684,354

Fire Departments



-\$6,913,545

Health & Hospitals



-\$4,898,933

Libraries



-\$11,592,298

Parish Gov't & Misc.



-\$3,269,623

Recreation & Parks



-\$7,670,451

Roads & Bridges



\$0

Drainage & Flooding



-\$8,403,527

Levees

Current Cost of the Industrial Tax Exemption to St. Helena Parish

**TOGETHER
LOUISIANA**

togetherlouisiana@gmail.com



Current cost of exempted
property tax revenue: **-\$2,509,934**
(life of 10-year exemption)

Annual cost of exempted
property tax revenue: **-\$250,993**

Cost to implement
Universal Pre-K in parish: **\$267,300**

of property tax payers: 7,459

Property taxes paid in 2015: \$7,559,470

Breakdown of cost to parish by local entity / public service (per year):



-\$74,203

School Districts



-\$38,714

Sheriff, Police, Corrections



-\$25,870

Fire Departments



-\$37,736

Health & Hospitals



-\$4,288

Libraries



-\$23,398

Parish Gov't & Misc.



-\$3,006

Recreation & Parks



-\$43,779

Roads & Bridges



\$0

Drainage & Flooding



\$0

Levees

Current Cost of the Industrial Tax Exemption to St. James Parish

**TOGETHER
LOUISIANA**

togetherlouisiana@gmail.com



Current cost of exempted
property tax revenue: **-\$667,635,661**
(life of 10-year exemption)

Annual cost of exempted
property tax revenue: **-\$66,763,566**

Cost to implement
Universal Pre-K in parish: **\$539,000**

of property tax payers: 10,729
Property taxes paid in 2015: \$61,811,773

Breakdown of cost to parish by local entity / public service (per year):



-\$27,253,167

School Districts



-\$16,182,172

Sheriff, Police, Corrections



-\$2,875,923

Fire Departments



-\$3,744,439

Health & Hospitals



-\$1,872,214

Libraries



-\$6,370,847

Parish Gov't & Misc.



-\$638,434

Recreation & Parks



-\$3,659,612

Roads & Bridges



-\$1,872,214

Drainage & Flooding



-\$2,294,544

Levees

Current Cost of the Industrial Tax Exemption to St. John the Baptist Parish

**TOGETHER
LOUISIANA**

togetherlouisiana@gmail.com



Current cost of exempted

property tax revenue: ~~-\$808,703,811~~

(life of 10-year exemption)

Annual cost of exempted

property tax revenue: ~~-\$80,870,381~~

**Cost to implement
Universal Pre-K in parish: \$1,014,200**

of property tax payers: 18,545

Property taxes paid in 2015: \$53,096,418

Breakdown of cost to parish by local entity / public service (per year):



~~-\$27,010,416~~

School Districts



~~-\$24,042,079~~

Sheriff, Police, Corrections



\$0

Fire Departments



~~-\$659,629~~

Health & Hospitals



~~-\$6,829,904~~

Libraries



~~-\$15,758,669~~

Parish Gov't & Misc.



~~-\$1,546,004~~

Recreation & Parks



~~-\$2,606,771~~

Roads & Bridges



\$0

Drainage & Flooding



~~-\$2,416,909~~

Levees

Current Cost of the Industrial Tax Exemption to St. Landry Parish

**TOGETHER
LOUISIANA**

togetherlouisiana@gmail.com



Current cost of exempted
property tax revenue: **-\$15,232,991**
(life of 10-year exemption)

Annual cost of exempted
property tax revenue: **-\$1,523,299**

of property tax payers: 55,784

Property taxes paid in 2015: \$36,852,623

Breakdown of cost to parish by local entity / public service (per year):



-\$516,305

School Districts



-\$131,682

Sheriff, Police, Corrections



-\$351,555

Fire Departments



-\$58,274

Health & Hospitals



-\$10,447

Libraries



-\$129,627

Parish Gov't & Misc.



\$0

Recreation & Parks



-\$171,382

Roads & Bridges



-\$126,912

Drainage & Flooding



-\$27,115

Levees

Current Cost of the Industrial Tax Exemption to St. Martin Parish

**TOGETHER
LOUISIANA**

togetherlouisiana@gmail.com



Current cost of exempted
property tax revenue: **-\$14,931,966**
(life of 10-year exemption)

Annual cost of exempted
property tax revenue: **-\$1,493,197**

Cost to implement
Universal Pre-K in parish: **\$1,436,875**

of property tax payers: 31,925
Property taxes paid in 2015: \$38,128,745

Breakdown of cost to parish by local entity / public service (per year):



-\$497,964

School Districts



-\$293,331

Sheriff, Police, Corrections



-\$71,810

Fire Departments



-\$39,437

Health & Hospitals



-\$116,103

Libraries



-\$227,338

Parish Gov't & Misc.



-\$19,394

Recreation & Parks



-\$133,577

Roads & Bridges



-\$77,549

Drainage & Flooding



-\$16,695

Levees

Current Cost of the Industrial Tax Exemption to St. Mary Parish

**TOGETHER
LOUISIANA**

togetherlouisiana@gmail.com



Current cost of exempted
property tax revenue: **-\$89,729,404**
(life of 10-year exemption)

Annual cost of exempted
property tax revenue: **-\$8,972,940**

Cost to implement
Universal Pre-K in parish: **\$2,386,725**

of property tax payers: 42,748

Property taxes paid in 2015: \$60,419,413

Breakdown of cost to parish by local entity / public service (per year):



-\$3,364,193

School Districts



-\$1,111,647

Sheriff, Police, Corrections



-\$276,901

Fire Departments



-\$366,112

Health & Hospitals



-\$468,600

Libraries



-\$1,793,283

Parish Gov't & Misc.



-\$388,649

Recreation & Parks



\$0

Roads & Bridges



-\$742,399

Drainage & Flooding



-\$461,156

Levees

Current Cost of the Industrial Tax Exemption to St. Tammany Parish

**TOGETHER
LOUISIANA**

togetherlouisiana@gmail.com



Current cost of exempted
property tax revenue: **-\$23,783,124**
(life of 10-year exemption)

Annual cost of exempted
property tax revenue: **-\$2,378,312**

of property tax payers: 132,903

Property taxes paid in 2015: \$278,176,492

Breakdown of cost to parish by local entity / public service (per year):



-\$1,067,104

School Districts



-\$225,534

Sheriff, Police, Corrections



-\$435,389

Fire Departments



-\$66,177

Health & Hospitals



-\$98,447

Libraries



-\$373,020

Parish Gov't & Misc.



-\$77,906

Recreation & Parks



-\$638

Roads & Bridges



-\$34,099

Drainage & Flooding



\$0

Levees

Current Cost of the Industrial Tax Exemption to Tangipahoa Parish

**TOGETHER
LOUISIANA**

togetherlouisiana@gmail.com

**Current cost of exempted
property tax revenue: **-\$17,520,524****
(life of 10-year exemption)

**Annual cost of exempted
property tax revenue: **-\$1,752,052****



of property tax payers: 65,106

Property taxes paid in 2015: \$49,969,597

Breakdown of cost to parish by local entity / public service (per year):



-\$260,823

School Districts



-\$405,296

Sheriff, Police, Corrections



-\$206,405

Fire Departments



-\$86,285

Health & Hospitals



-\$114,532

Libraries



-\$324,876

Parish Gov't & Misc.



-\$165,415

Recreation & Parks



-\$20,778

Roads & Bridges



-\$167,640

Drainage & Flooding



\$0

Levees

Current Cost of the Industrial Tax Exemption to Terrebonne Parish

TOGETHER
LOUISIANA

togetherlouisiana@gmail.com



**Current cost of exempted
property tax revenue: **-\$60,357,048****
(life of 10-year exemption)

**Annual cost of exempted
property tax revenue: **-\$6,035,705****

**Cost to implement
Universal Pre-K in parish: **\$2,937,275****

of property tax payers: 56,650

Property taxes paid in 2015: \$82,099,750

Breakdown of cost to parish by local entity / public service (per year):



-\$973,144

School Districts



-\$634,543

Sheriff, Police, Corrections



-\$909,698

Fire Departments



-\$138,640

Health & Hospitals



\$0

Libraries



-\$1,891,321

Parish Gov't & Misc.



-\$666,287

Recreation & Parks



-\$5,562

Roads & Bridges



-\$490,571

Drainage & Flooding



-\$325,937

Levees

Current Cost of the Industrial Tax Exemption to Union Parish

TOGETHER
LOUISIANA

togetherlouisiana@gmail.com



Current cost of exempted
property tax revenue: **-\$6,842,156**
(life of 10-year exemption)

Annual cost of exempted
property tax revenue: **-\$684,216**

Cost to implement
Universal Pre-K in parish: **\$1,173,975**

of property tax payers: 23,389

Property taxes paid in 2015: \$12,923,305

Breakdown of cost to parish by local entity / public service (per year):



-\$299,804

School Districts



-\$46,602

Sheriff, Police, Corrections



-\$37,324

Fire Departments



-\$51,761

Health & Hospitals



-\$27,793

Libraries



-\$128,710

Parish Gov't & Misc.



\$0

Recreation & Parks



-\$92,222

Roads & Bridges



\$0

Drainage & Flooding



\$0

Levees

Current Cost of the Industrial Tax Exemption to Vermilion Parish

**TOGETHER
LOUISIANA**

togetherlouisiana@gmail.com

**Current cost of exempted
property tax revenue: **-\$9,249,649****
(life of 10-year exemption)

**Annual cost of exempted
property tax revenue: **-\$924,965****



of property tax payers: 31,257

Property taxes paid in 2015: \$34,842,253

Breakdown of cost to parish by local entity / public service (per year):



-\$392,405

School Districts



-\$92,040

Sheriff, Police, Corrections



-\$19,068

Fire Departments



-\$46,948

Health & Hospitals



-\$48,098

Libraries



-\$105,528

Parish Gov't & Misc.



\$0

Recreation & Parks



-\$98,132

Roads & Bridges



-\$122,746

Drainage & Flooding



\$0

Levees

Current Cost of the Industrial Tax Exemption to Vernon Parish

**TOGETHER
LOUISIANA**

togetherlouisiana@gmail.com

Current cost of exempted
property tax revenue: **-\$762,375**
(life of 10-year exemption)

Annual cost of exempted
property tax revenue: **-\$76,238**



of property tax payers: 16,078

Property taxes paid in 2015: \$17,121,789

Breakdown of cost to parish by local entity / public service (per year):



-\$33,715

School Districts



-\$12,718

Sheriff, Police, Corrections



\$0

Fire Departments



-\$2,031

Health & Hospitals



-\$4,964

Libraries



-\$14,731

Parish Gov't & Misc.



\$0

Recreation & Parks



-\$8,079

Roads & Bridges



\$0

Drainage & Flooding



\$0

Levees

Current Cost of the Industrial Tax Exemption to Washington Parish

TOGETHER
LOUISIANA

togetherlouisiana@gmail.com



Current cost of exempted
property tax revenue: **-\$40,151,810**
(life of 10-year exemption)

Annual cost of exempted
property tax revenue: **-\$4,015,181**

Cost to implement
Universal Pre-K in parish: **\$917,125**

of property tax payers: 20,475

Property taxes paid in 2015: \$19,963,727

Breakdown of cost to parish by local entity / public service (per year):



-\$1,669,561

School Districts



-\$429,238

Sheriff, Police, Corrections



-\$344,353

Fire Departments



-\$403,099

Health & Hospitals



-\$164,679

Libraries



-\$498,398

Parish Gov't & Misc.



\$0

Recreation & Parks



-\$505,852

Roads & Bridges



\$0

Drainage & Flooding



\$0

Levees

Current Cost of the Industrial Tax Exemption to Webster Parish

TOGETHER
LOUISIANA

togetherlouisiana@gmail.com



Current cost of exempted
property tax revenue: **-\$33,979,061**
(life of 10-year exemption)

Annual cost of exempted
property tax revenue: **-\$3,397,906**

Cost to implement
Universal Pre-K in parish: **\$1,799,050**

of property tax payers: 24,978

Property taxes paid in 2015: \$26,068,212

Breakdown of cost to parish by local entity / public service (per year):



-\$1,449,451

School Districts



-\$593,539

Sheriff, Police, Corrections



-\$420,223

Fire Departments



\$0

Health & Hospitals



-\$420,452

Libraries



-\$403,292

Parish Gov't & Misc.



\$0

Recreation & Parks



-\$110,949

Roads & Bridges



\$0

Drainage & Flooding



\$0

Levees

Current Cost of the Industrial Tax Exemption to West Baton Rouge Parish

**TOGETHER
LOUISIANA**

togetherlouisiana@gmail.com



Current cost of exempted
property tax revenue: **-\$371,147,605**
(life of 10-year exemption)

Annual cost of exempted
property tax revenue: **-\$37,114,761**

Cost to implement
Universal Pre-K in parish: **\$108,625**

of property tax payers: 10,776

Property taxes paid in 2015: \$34,900,744

Breakdown of cost to parish by local entity / public service (per year):



-\$13,564,865

School Districts



-\$6,957,455

Sheriff, Police, Corrections



\$0

Fire Departments



-\$674,138

Health & Hospitals



-\$1,771,773

Libraries



-\$7,135,108

Parish Gov't & Misc.



-\$2,160,699

Recreation & Parks



\$0

Roads & Bridges



-\$3,111,406

Drainage & Flooding



-\$1,739,316

Levees

Current Cost of the Industrial Tax Exemption to West Carroll Parish

**TOGETHER
LOUISIANA**

togetherlouisiana@gmail.com



Current cost of exempted
property tax revenue: **-\$45,282**
(life of 10-year exemption)

Annual cost of exempted
property tax revenue: **-\$4,528**

of property tax payers: 7,729

Property taxes paid in 2015: \$4,021,786

Breakdown of cost to parish by local entity / public service (per year):



-\$1,787

School Districts



-\$853

Sheriff, Police, Corrections



\$0

Fire Departments



\$0

Health & Hospitals



-\$311

Libraries



-\$723

Parish Gov't & Misc.



\$0

Recreation & Parks



-\$664

Roads & Bridges



-\$92

Drainage & Flooding



-\$99

Levees

Current Cost of the Industrial Tax Exemption to West Feliciana Parish

TOGETHER
LOUISIANA

togetherlouisiana@gmail.com

Current cost of exempted
property tax revenue: **-\$39,221,379**
(life of 10-year exemption)

Annual cost of exempted
property tax revenue: **-\$3,922,138**



of property tax payers: 6,196

Property taxes paid in 2015: \$21,831,975

Breakdown of cost to parish by local entity / public service (per year):



-\$1,769,794

School Districts



-\$698,861

Sheriff, Police, Corrections



-\$274,456

Fire Departments



-\$172,255

Health & Hospitals



-\$130,424

Libraries



-\$876,348

Parish Gov't & Misc.



\$0

Recreation & Parks



\$0

Roads & Bridges



\$0

Drainage & Flooding



\$0

Levees

Current Cost of the Industrial Tax Exemption to Winn Parish

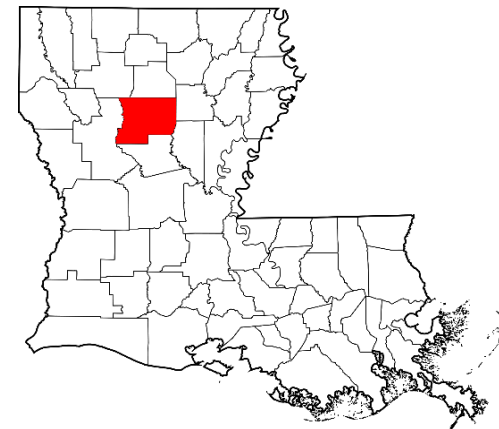
TOGETHER
LOUISIANA

togetherlouisiana@gmail.com

Current cost of exempted
property tax revenue: **-\$4,878,469**
(life of 10-year exemption)

Annual cost of exempted
property tax revenue: **-\$487,847**

Cost to implement
Universal Pre-K in parish: **\$375,100**



of property tax payers: 9,967

Property taxes paid in 2015: \$6,637,750

Breakdown of cost to parish by local entity / public service (per year):



-\$203,341

School Districts



-\$98,386

Sheriff, Police, Corrections



-\$44,177

Fire Departments



-\$15,413

Health & Hospitals



-\$61,220

Libraries



-\$45,613

Parish Gov't & Misc.



\$0

Recreation & Parks



-\$19,697

Roads & Bridges



\$0

Drainage & Flooding



\$0

Levees