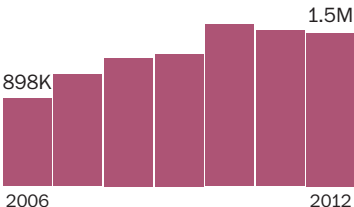


Pain pill shipments to select high-volume pharmacies

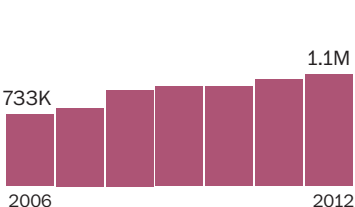
Smith County Drug (Tenn.)

AVERAGE PILLS PER YEAR: 1,358,313
STATE PHARMACY AVERAGE: 20,374



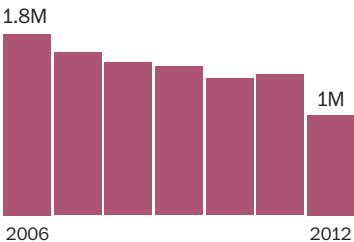
Shearer Drug (Ky.)

AVERAGE PILLS PER YEAR: 968,364
STATE PHARMACY AVERAGE: 21,570



Value-Med (Ky.)

AVERAGE PILLS PER YEAR: 1,492,783
STATE PHARMACY AVERAGE: 21,570



Medicine Cabinet (Ky.)

AVERAGE PILLS PER YEAR: 1,311,991
STATE PHARMACY AVERAGE: 21,570

