

Santa Fe Association of REALTORS®

Likely November Municipal Election Voters

August 2025

Santa Fe Municipal Election Survey Methodology



400 (400 weighted)
Likely November 2025
Municipal Election Voters
in Santa Fe, NM



Wireless (202)
Non-wireless (17)
Online (182)



Interviews Conducted
August 18th – 24th,
2025

The phone sample was drawn from a third-party vendor file. The overall margin of error is +/- 4.9%. The margin of error for subgroups is larger and varies. Percentage totals may not add up precisely due to rounding.

November 2025 Municipal Election: Poll Demographics

Gender



Women
57%



Men
43%

Party Reg

Democrat: 79%
Unaffiliated: 12%
Republican: 9%

Race

White: 59%
Hispanic: 32%
African American: 1%
Other: 5%

Age

18-29: 4%
30-39: 9%
40-49: 14%
50-64: 24%
65+: 46%

Owner/Renter

Homeowner: 78%
Renter: 17%
Lives w/Friends/Family: 5%

Education

Non-College Graduates: 30%
4 Yr. College Degree: 30%
Post-Graduate Degree: 39%

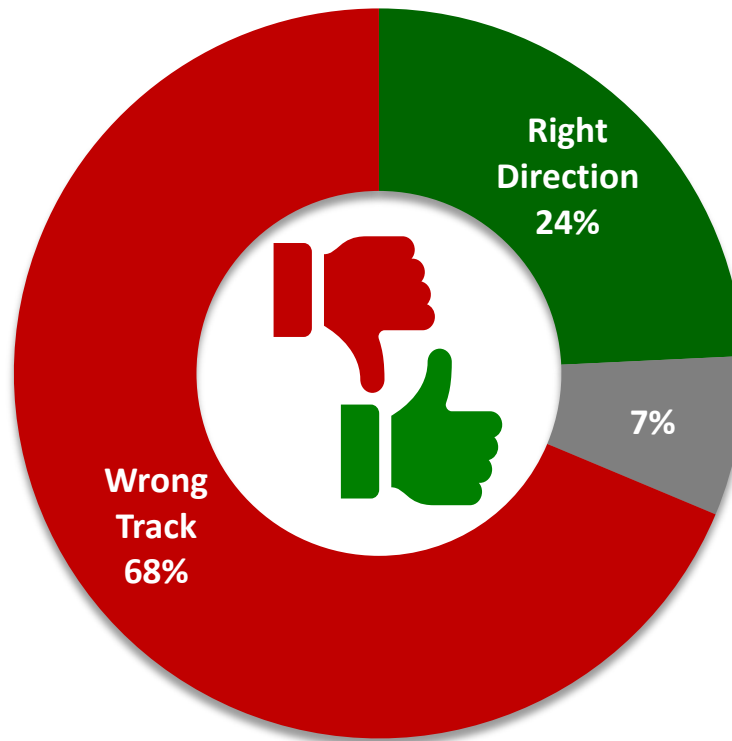
City Council

District 1: 34%
District 2: 30%
District 3: 11%
District 4: 25%

Q.5 Generally speaking, do you think that things in Santa Fe are going in the right direction, or do you feel things have gotten off on the wrong track?

Two-Thirds of Likely Municipal Election Voters Feel Santa Fe is Off on the Wrong Track

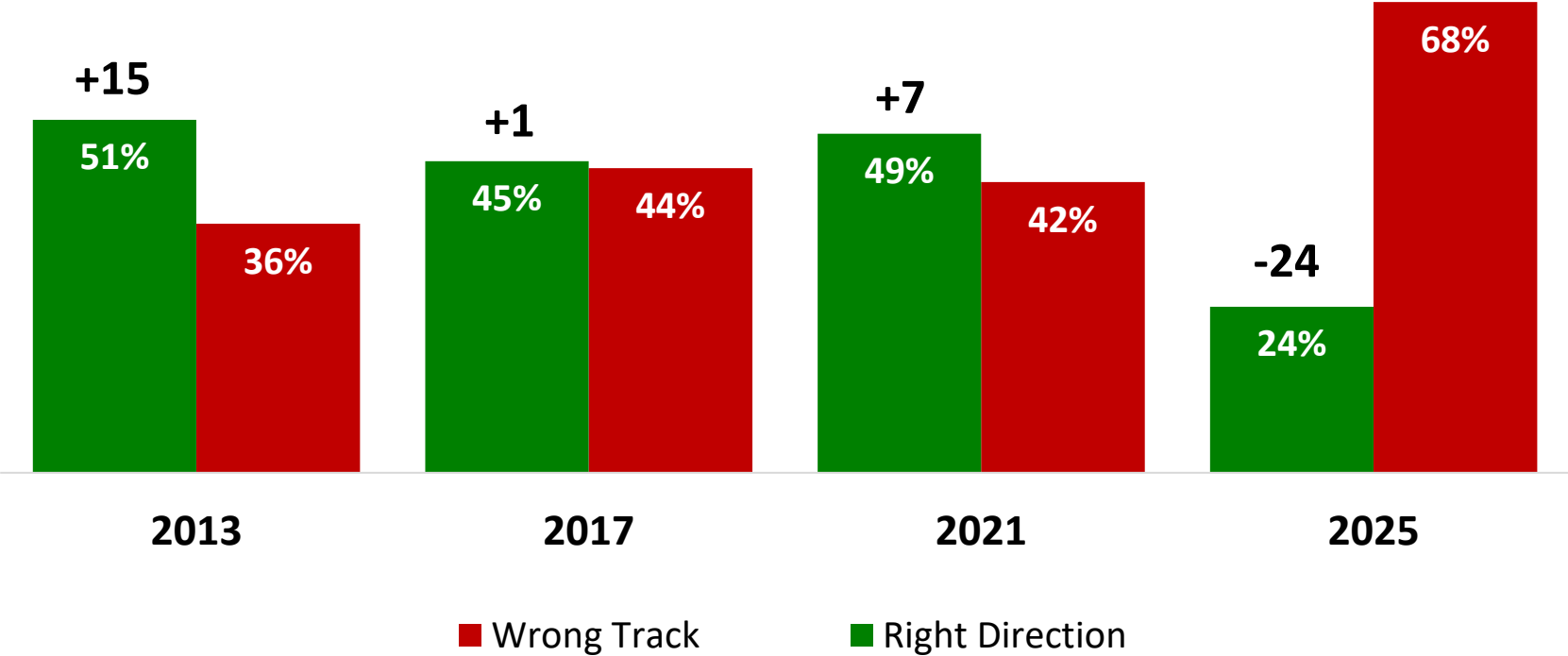
Direction of of Santa Fe



Q.5 Generally speaking, do you think that things in Santa Fe are going in the right direction, or do you feel things have gotten off on the wrong track?

Wrong Track Sentiment Up Sharply From Past Election Years

Direction of of Santa Fe: 2013, 2017, 2021, 2025



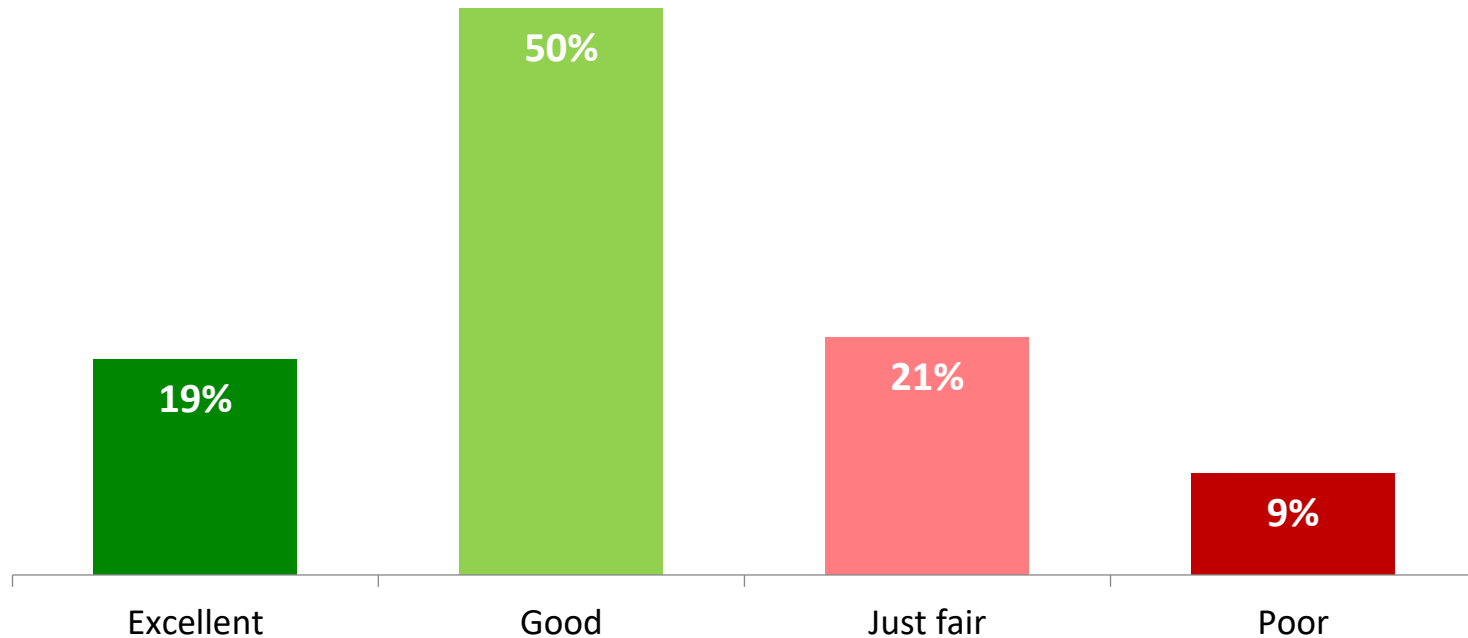
Q.5 Generally speaking, do you think that things in Santa Fe are going in the right direction, or do you feel things have gotten off on the wrong track?

***Q.6 Overall how would you describe the
quality of life in Santa Fe?***

Most Feel That the Quality of Life in Santa Fe is Excellent or Good

Quality of Life in Santa Fe

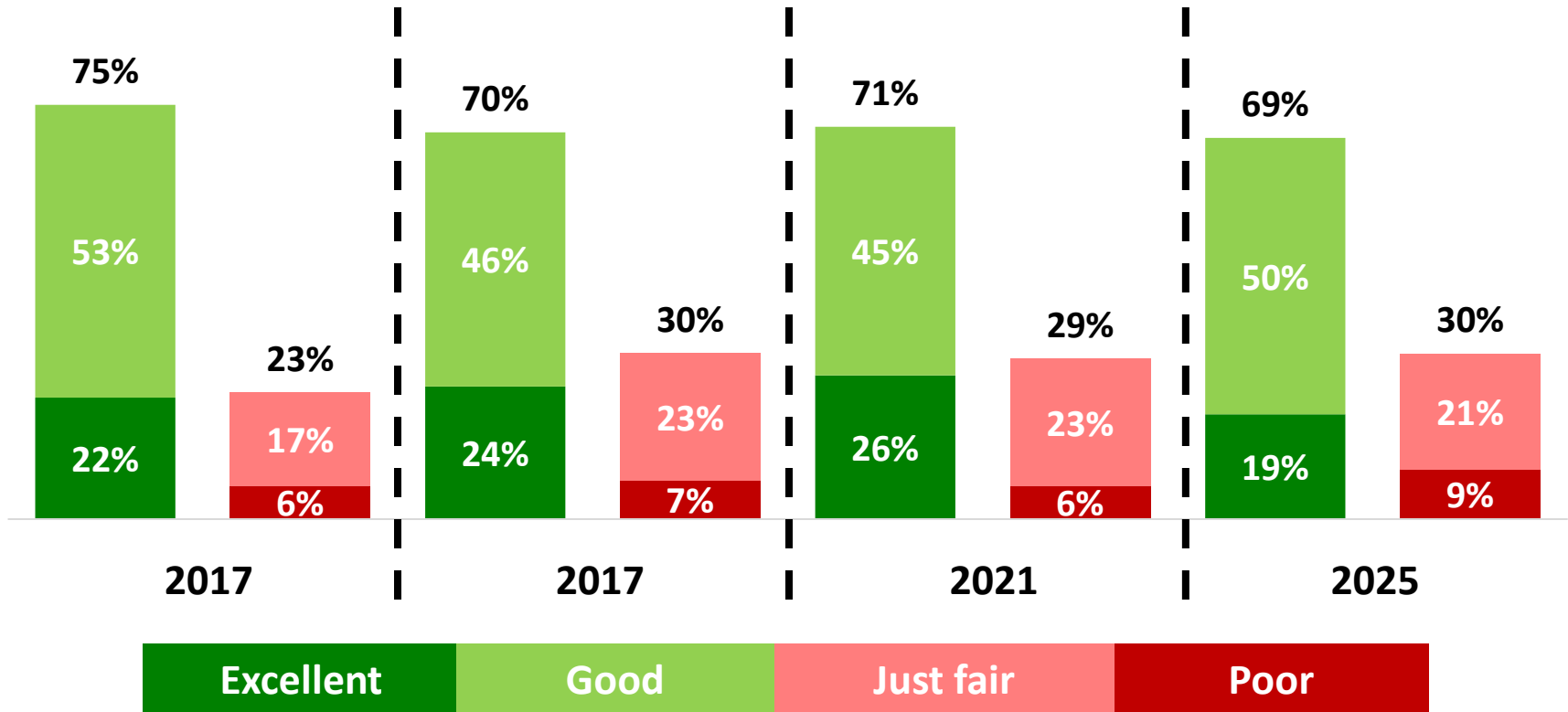
Excellent/Good: 69% | Just fair/Poor: 30%



Q.6 Overall how would you describe the quality of life in Santa Fe?

“Excellent” Quality of Life Rating Down Compared to 2021

Quality of Life: 2013, 2017, 2021, 2025

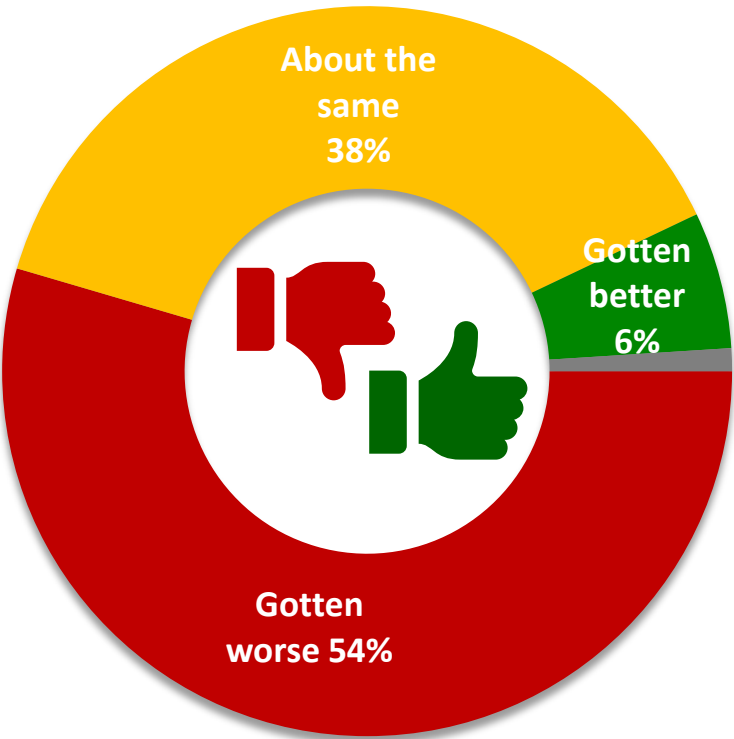


Q.6 Overall how would you describe the quality of life in Santa Fe?

Q.7 Still thinking about quality of life issues, in the past three years, do you think the quality of life in Santa Fe has gotten better, gotten worse or stayed about the same?

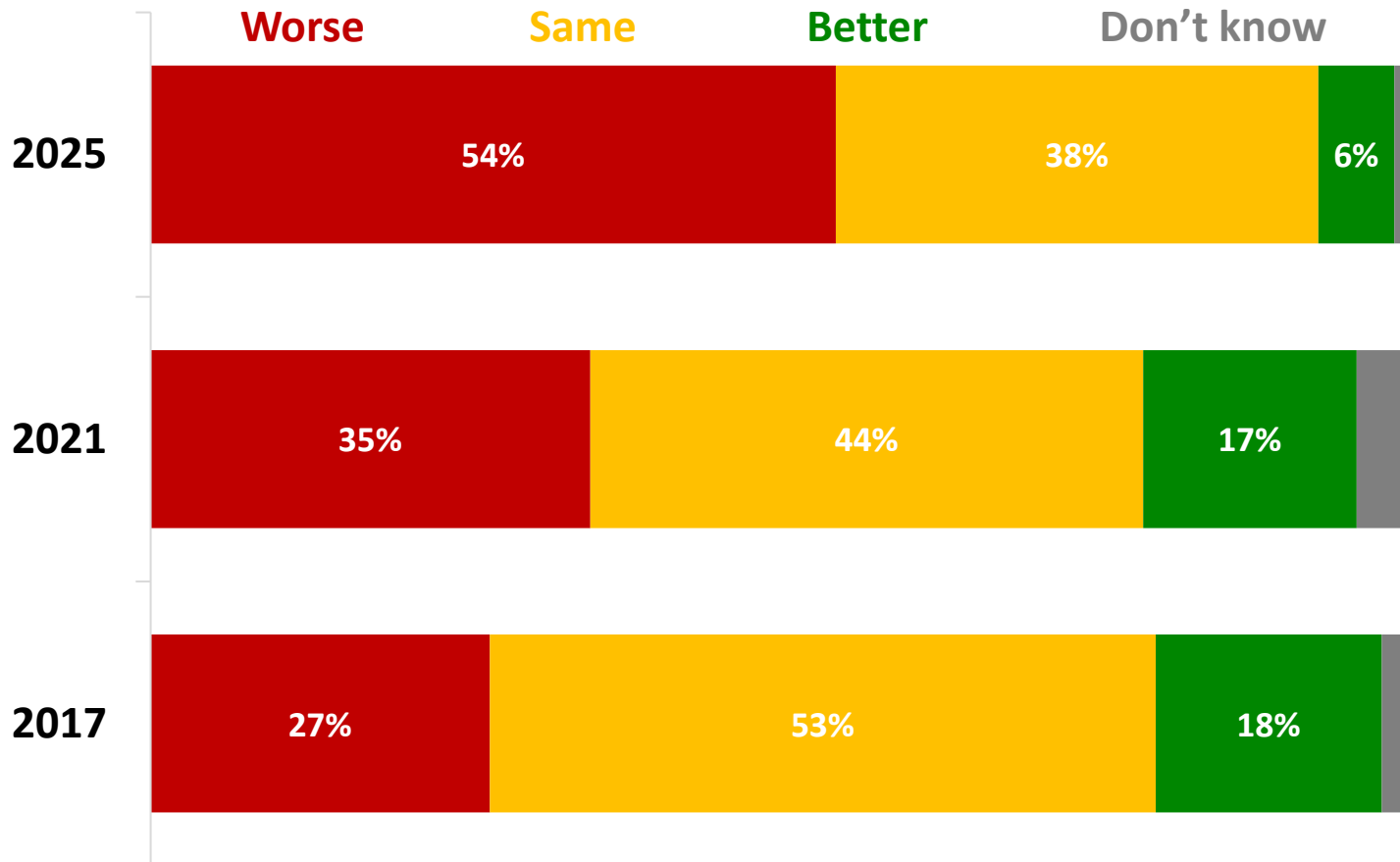
Over Half Feel That the Quality of Life in Santa Fe Has Gotten Worse Over the Past Three Years

Quality of Life In Past Three Years



Feeling that Quality of Life is Getting Worse Up Sharply From 2017

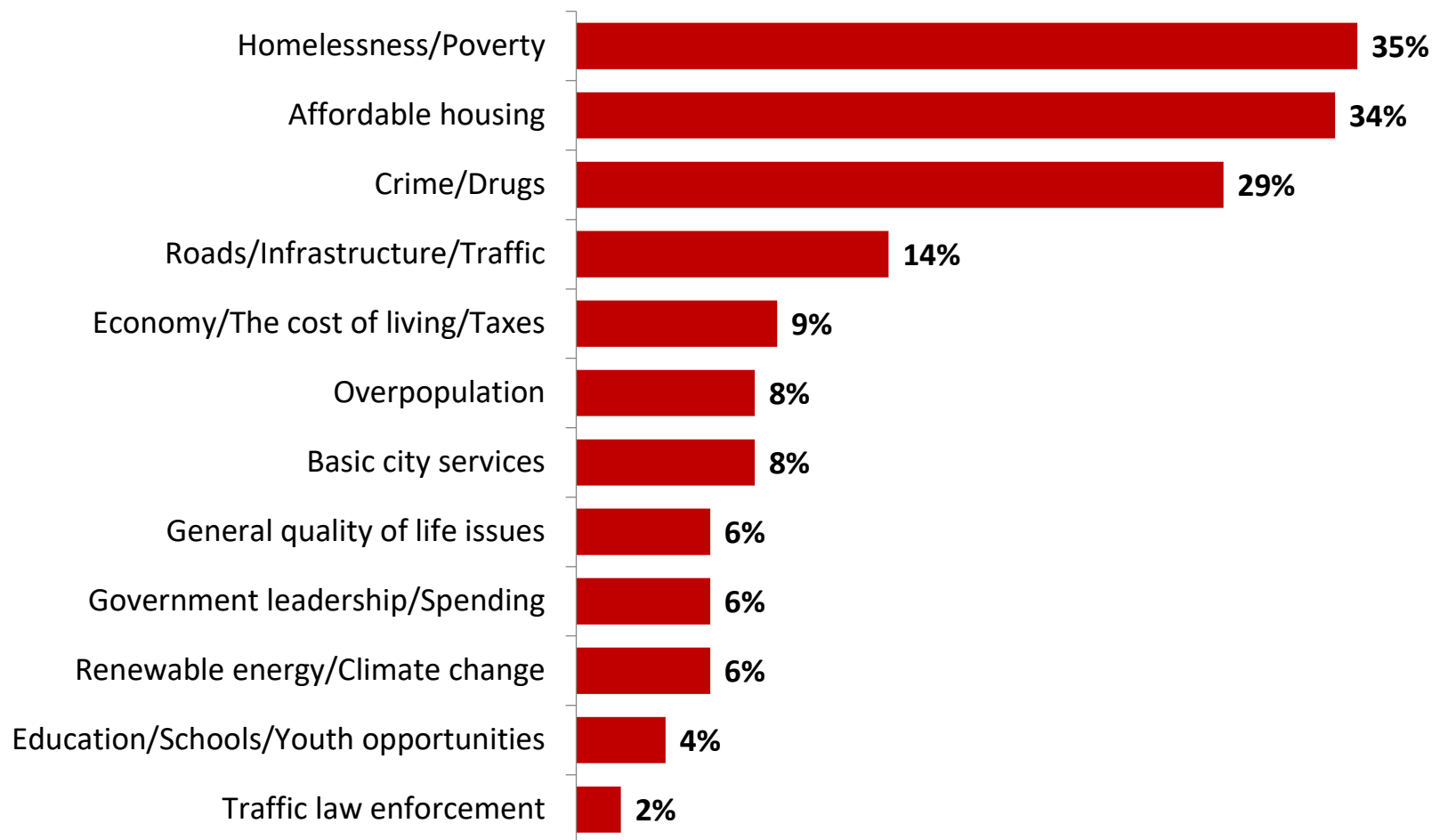
Quality of Life In Past Three Years: 2025, 2021, 2017



Q.8 What would you say is the biggest issue in Santa Fe that you would like local elected officials to focus on?

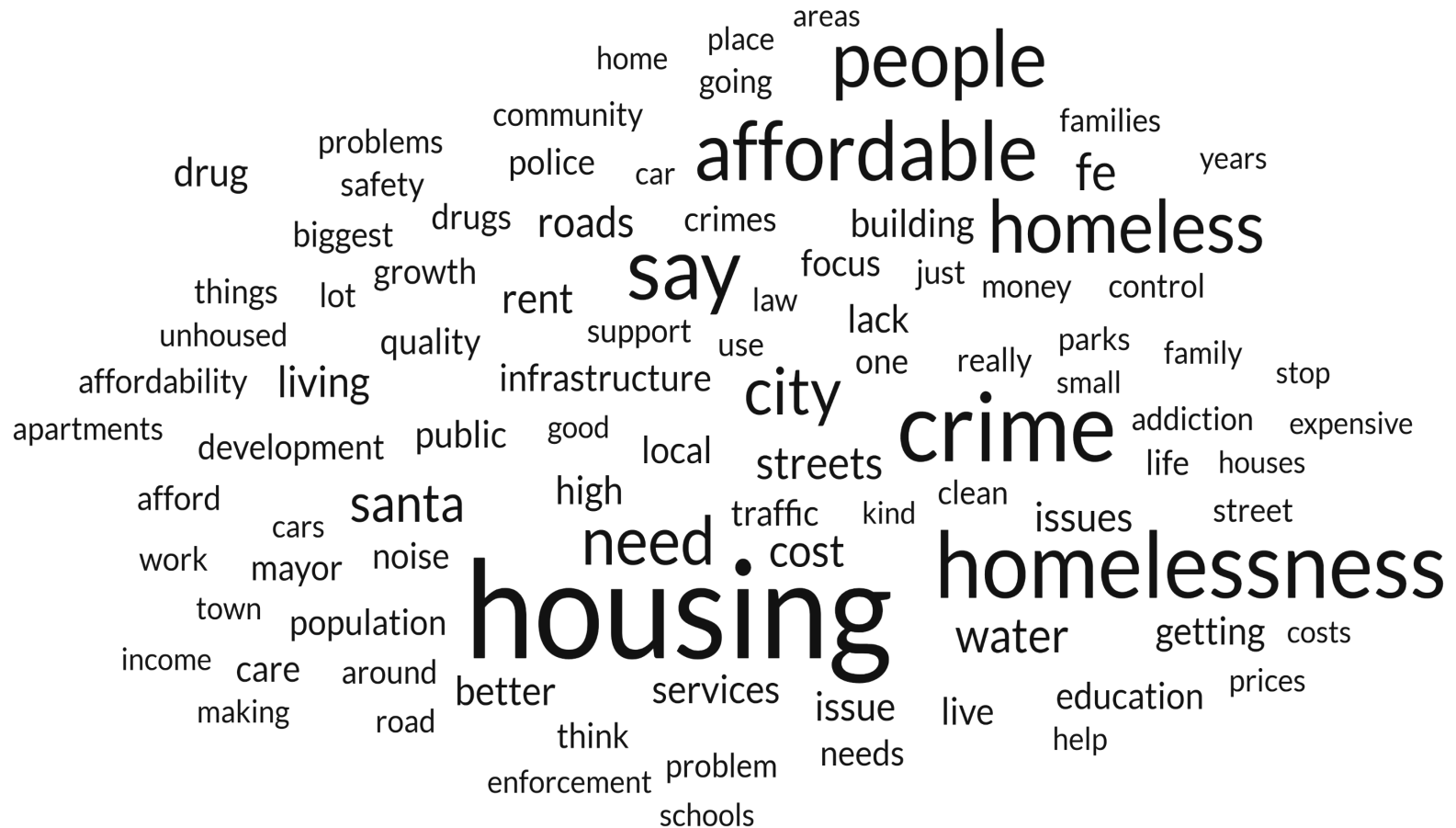
Homelessness, Housing and Crime Top Voter Concerns

Biggest Issues in Santa Fe



Q.8 What would you say is the biggest issue in Santa Fe that you would like local elected officials to focus on?

Citywide Verbatims: Biggest Issues in Santa Fe



Q.8 What would you say is the biggest issue in Santa Fe that you would like local elected officials to focus on?

Biggest Issues in Santa Fe: Homeless, Affordable Housing, Crime and Drugs

"They could focus on the homeless. There are so many homeless. They need to do something for them."

"I would like local officials to focus on the overall cost of living. The rent prices and costs to buy a home are not feasible for the average person and Santa Fe has become a city where the average paycheck is not enough to sustain a family and sometimes not even a single person without significant budgeting and cutbacks on average day to day spending such as with food or insurance."

"I would say residential and housing affordability. "

"The city needs to crackdown on homelessness, panhandling, breaking and entering. The mayor does nothing. Santa Fe survives on tourism, wash and repair the sidewalks and streets. The shop owners are frustrated at this city doing nothing about people using our city as a toilet?"

"Crime!!!! Young kids committing them. They need to pay for what they do. Stop the slap on the hand and put them in jail with the criminals who do the same crimes the punks do!!!"

Santa Fe Mayoral Race Environment

Thinking about the election in November, I am going to read to you some descriptions of candidates for Santa Fe Mayor. For each, please tell me if you would be more or less likely to vote for this kind of candidate or if it makes no difference to you either way.

Candidate Types Tested

A. A candidate who will cut red tape and make it easier to do business in Santa Fe

B. A candidate who supports small business and job creation

C. A candidate who will keep city taxes and fees under control

D. A candidate who will raise taxes to improve city services

E. A candidate who will manage growth by using limited resources...

F. A candidate who will focus on basic services, like roads, parks, and water lines

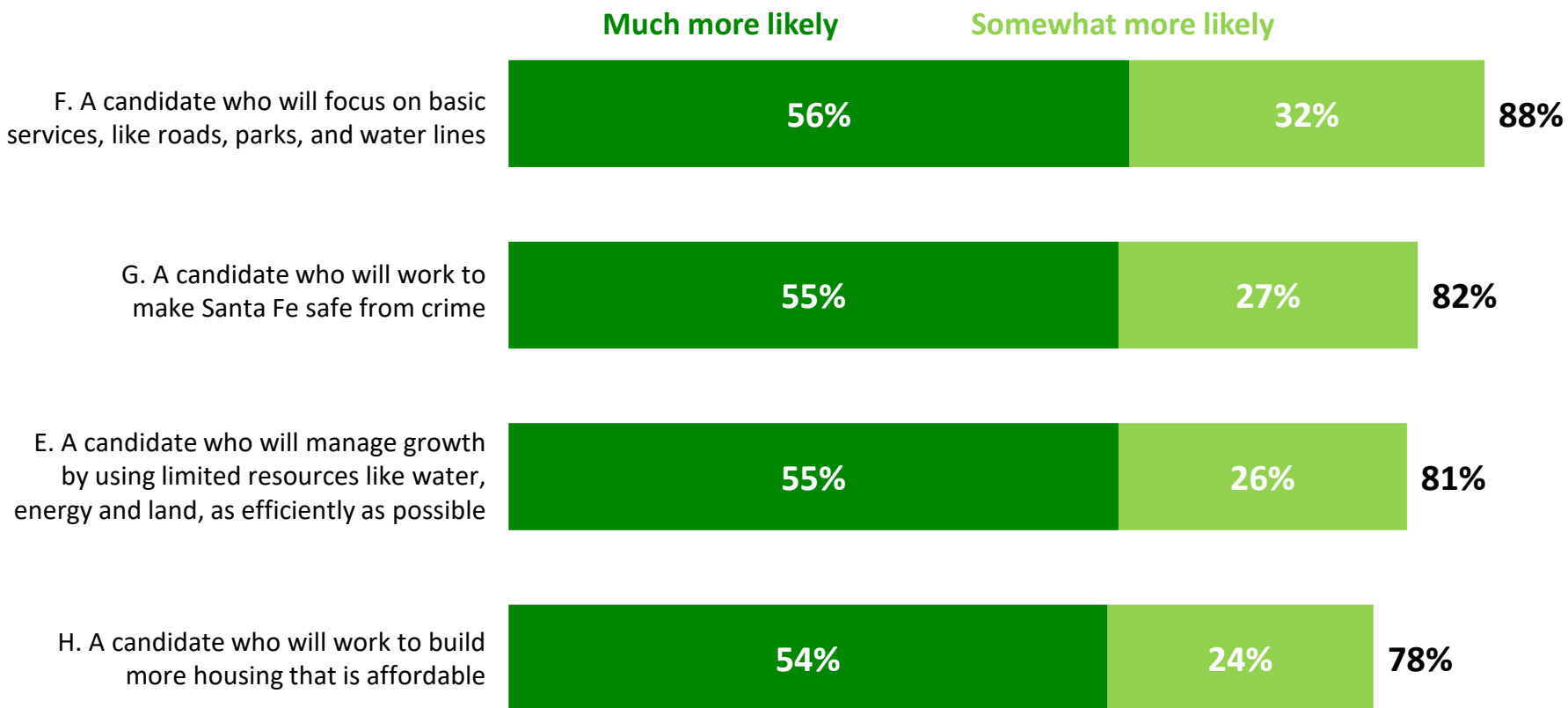
G. A candidate who will work to make Santa Fe safe from crime

H. A candidate who will work to build more housing that is affordable

I. A candidate who will work to address climate change

Basic Services, Efficient Growth, Crime, And Housing Resonate Most With Voters

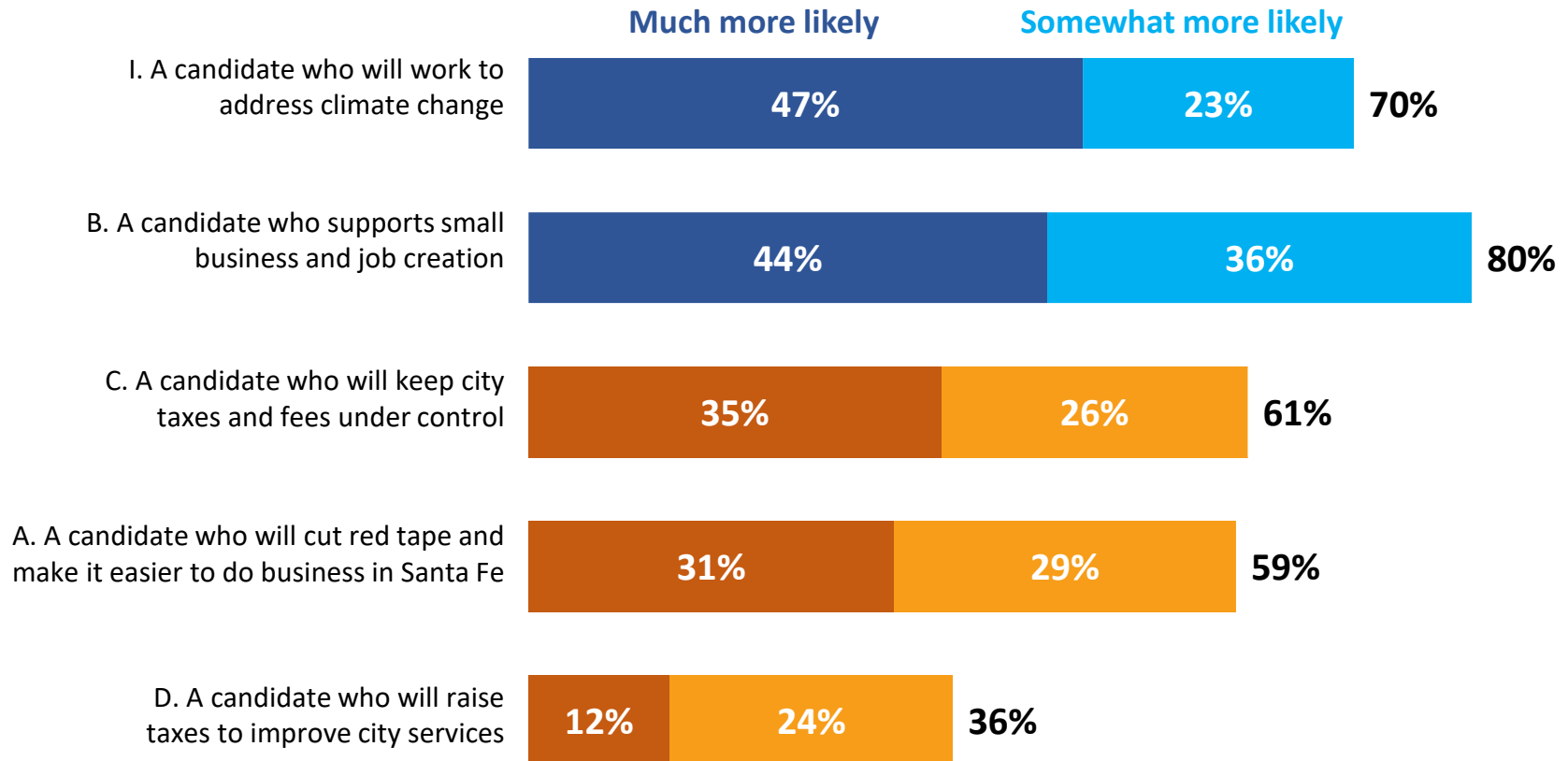
Candidate Attributes



Q.13 (PHONE) Still thinking about the election in November, I am going to read to you some descriptions of candidates for Santa Fe Mayor. For each, please tell me if you would be more or less likely to vote for this kind of candidate or if it makes no difference to you either way. (RANDOMIZE LIST AND READ)

Second Tier Issues Include Climate Change, Jobs, Taxes and Cutting Red Tape

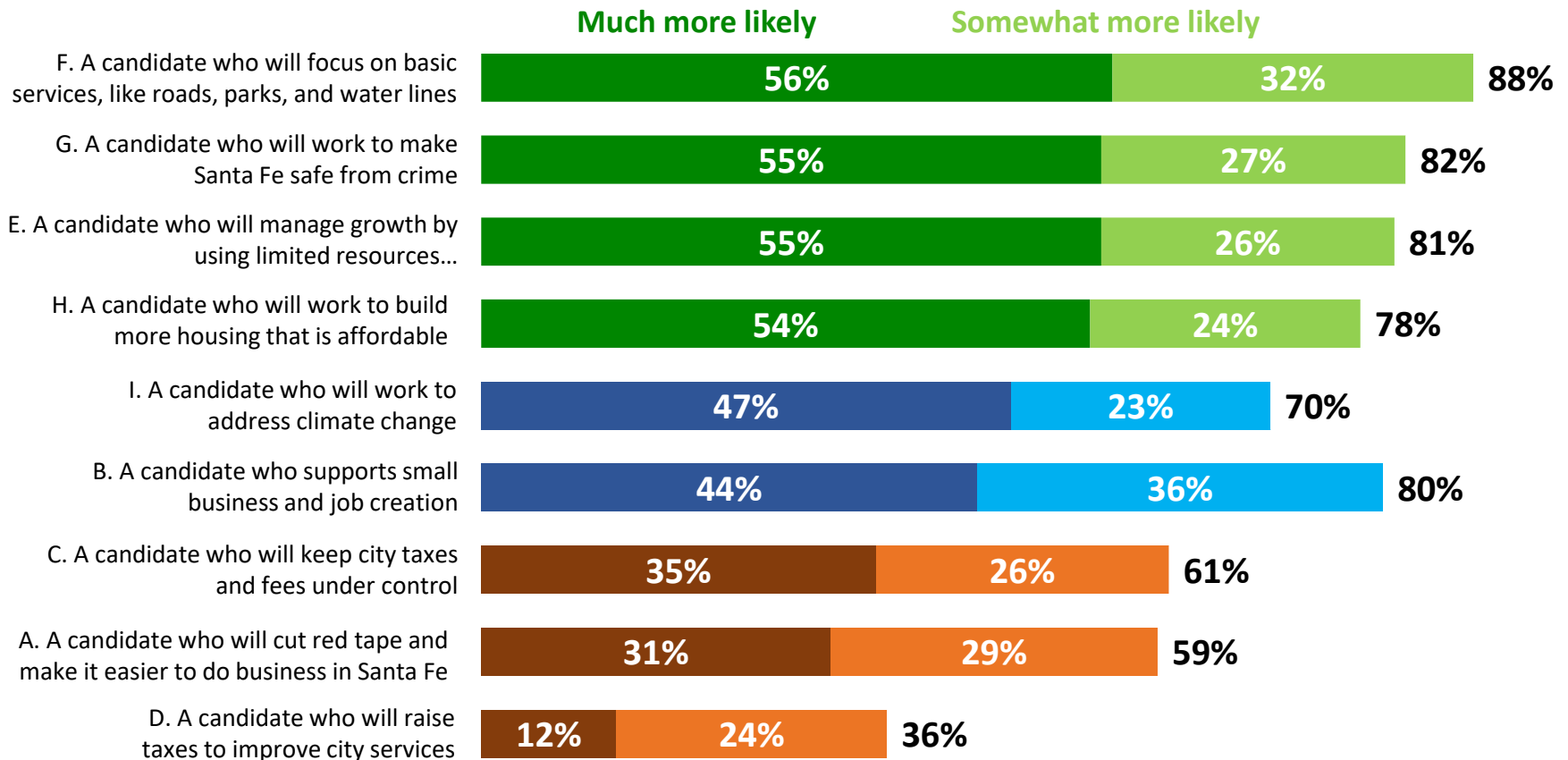
Candidate Attributes



Q.13 (PHONE) Still thinking about the election in November, I am going to read to you some descriptions of candidates for Santa Fe Mayor. For each, please tell me if you would be more or less likely to vote for this kind of candidate or if it makes no difference to you either way. (RANDOMIZE LIST AND READ)

Basic Services, Efficient Growth, Crime, And Housing Resonate Most With Voters

Candidate Attributes

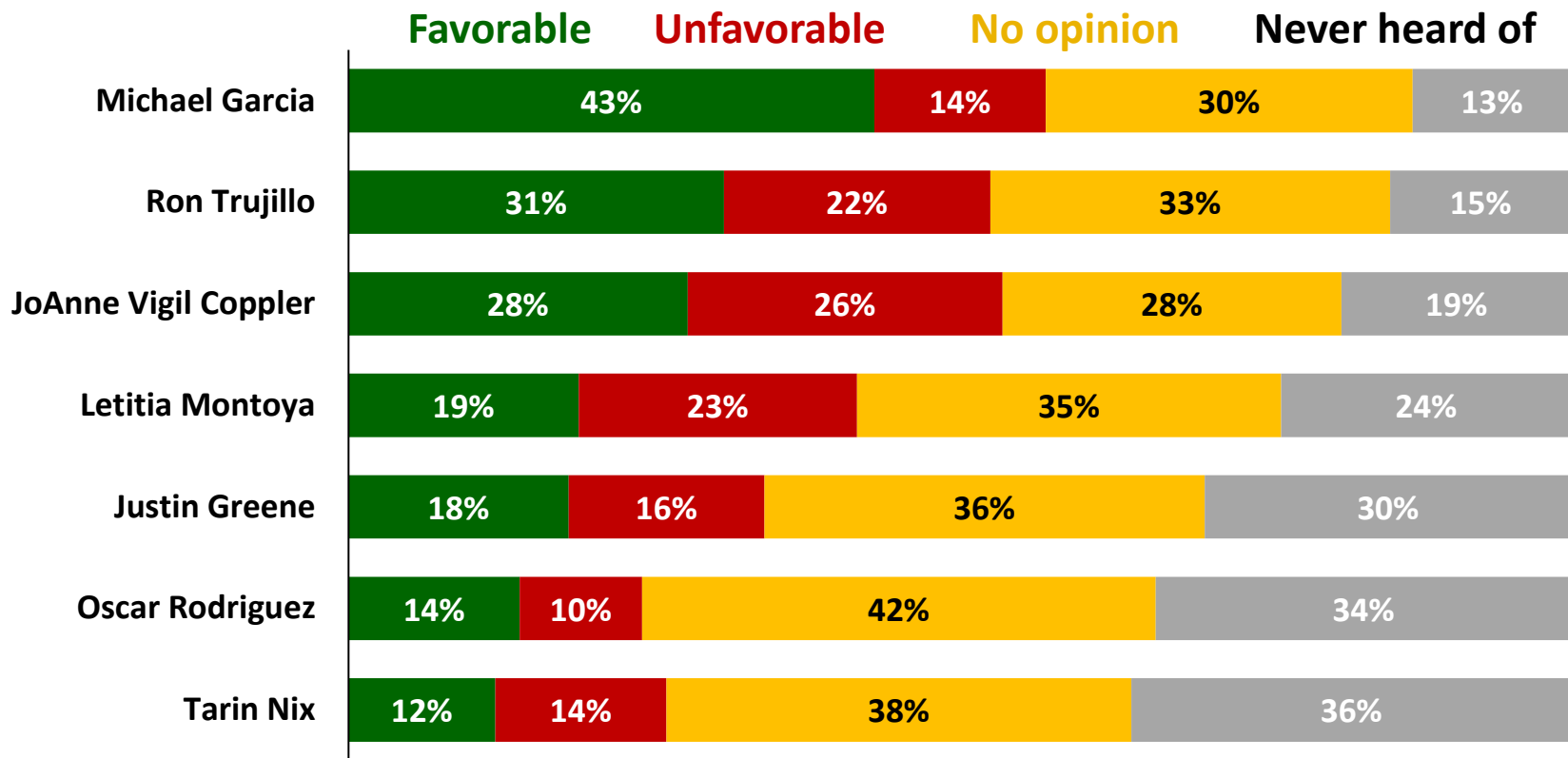


Q.13 (PHONE) Still thinking about the election in November, I am going to read to you some descriptions of candidates for Santa Fe Mayor. For each, please tell me if you would be more or less likely to vote for this kind of candidate or if it makes no difference to you either way. (RANDOMIZE LIST AND READ)

Now I'm going to read you the names of some public figures, and I'd like you to rate your feelings toward each one as very favorable, somewhat favorable, somewhat unfavorable, or very unfavorable. If you have no opinion or have never heard of that person, please say so.

Michael Garcia Receives Highest Positive Name Recognition

Favorability of Mayoral Candidates

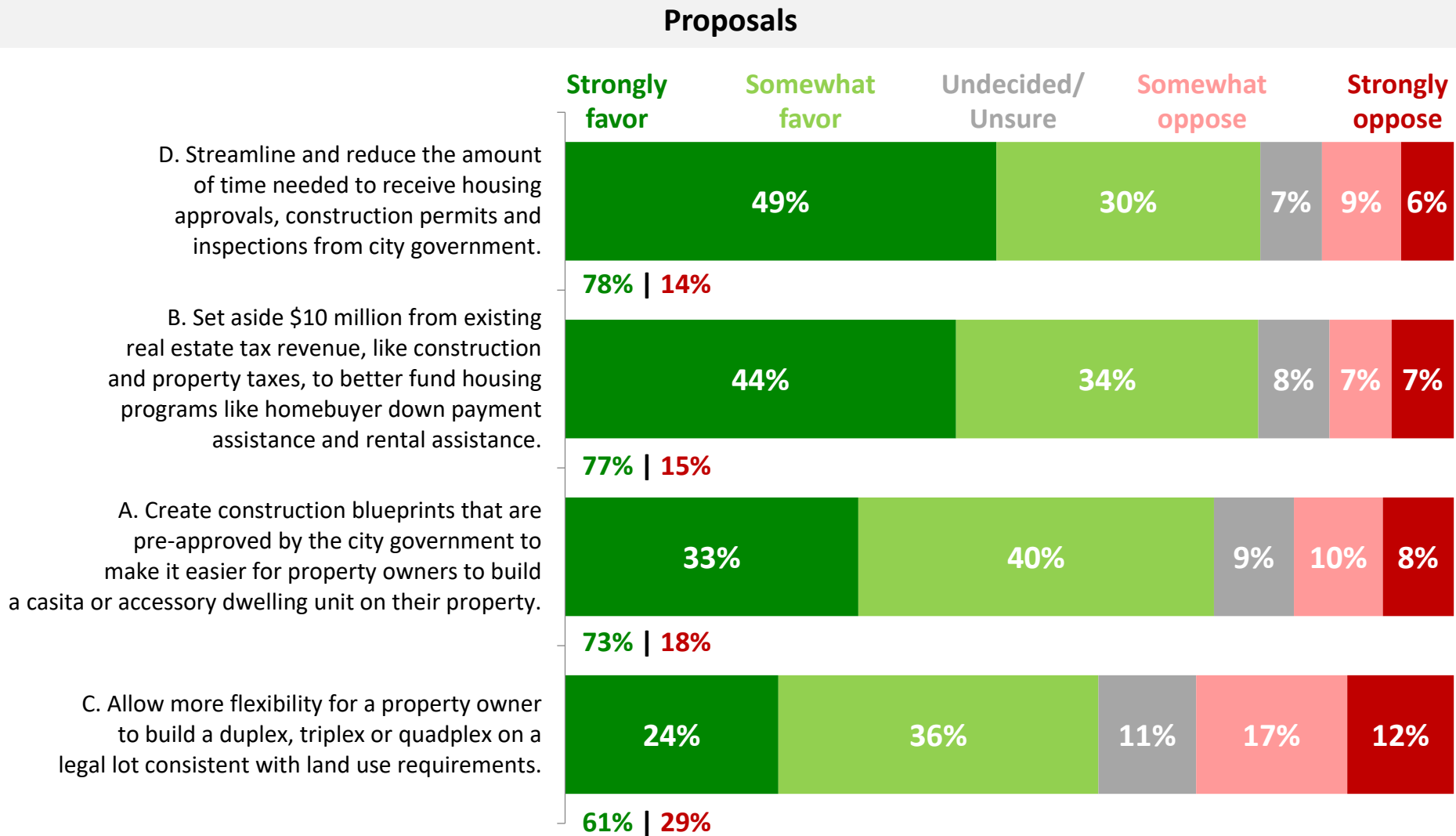


Q.12 (PHONE) Okay. Now I'm going to read you the names of some public figures, and I'd like you to rate your feelings toward each one as very favorable, somewhat favorable, somewhat unfavorable, or very unfavorable. If you have no opinion or have never heard of that person, please say so. (RANDOMIZE AND READ)

Proposals to Address Housing Costs and Availability

Q.14 Next, I am going to read to you some proposals to address housing costs and availability in Santa Fe. Please tell me whether you favor or oppose each one.

Streamlining Housing Approvals And Setting Aside Money for Housing Programs Are Most Popular



Q.14 (PHONE) Next, I am going to read to you some proposals to address housing costs and availability in Santa Fe. Please tell me whether you favor or oppose each one. (RANDOMIZE AND READ)

Executive Summary

Executive Summary

Voters say Santa Fe is off on the wrong track. Two-thirds of voters (68 percent) feel that the city is off on the wrong track. Just 26 percent think that things are going in the right direction.

- **Big jump in wrong track feelings.** The “wrong track” number is up 26-points from our last survey conducted before the 2021 mayoral election. In that poll, 42 percent had negative feelings about the city’s direction.

Quality of life good but getting worse. Just over two-thirds (69 percent) say the quality of life in Santa Fe is either “excellent” (19 percent) or “good” (50 percent). However, when asked how things have changed over the past three years, a majority (54 percent) feel that the quality of life in the city has gotten worse

Homelessness, housing costs and crime top concerns. When asked to say in their own words what issue local elected officials should focus on, homelessness (35 percent), housing costs (34 percent) and crime and drugs (29 percent) were the top concerns.

Executive Summary

Basic services, efficient growth, crime and housing resonate most with voters. When given a list of candidate attributes, majorities of voters are much more likely to support a candidate who will focus on basic services (56 percent much more likely), manage growth by using limited resources as efficiently as possible (55 percent), work to make Santa Fe safe from crime (55 percent) and a candidate who will build more housing that is affordable (54 percent).

Michael Garcia receives highest positive name recognition with four-in-ten being favorable of him. Forty-three percent say they are either very favorable (14 percent) or somewhat favorable (29 percent) towards Michael Garcia. The next most recognizable candidates are Ron Trujillo (31 percent favorable) and JoAnne Vigil Coppler (28 percent favorable). Less than half of voters have a well-formed opinion of Justin Green, Letitia Montoya, Tarin Nix, or Oscar Rodriguez.

Streamlining and reducing the amount of time needed to receive housing approvals and setting aside \$10 million to fund better housing programs are most popular among the four proposals tested. Eight-in-ten voters favor making it easier to get housing approvals, permits, and inspections (78 percent) as well as setting aside money to fund housing programs (77 percent). Three-quarters favor making it easier for property owners to build an ADU on their property (73 percent).

Santa Fe Association of REALTORS®

Likely November Municipal Election Voters

August 2025

American Strategies designed and administered this multi-modal survey conducted by professional interviewers and via an online platform. The survey reached 400 adults (400 weighted), age 18 or older, who indicated they were registered to vote in Santa Fe, NM and said they were almost certain to vote, will probably or had a 50-50 chance of voting in the November 2025 election. Additionally, respondents indicated they always vote, vote most of the time, or vote some of the time in elections for local offices. The survey was conducted August 18-24, 2025.

Fifty percent of respondents were reached on wireless phones and four percent on VOIP/landlines. Forty-six percent of respondents were reached online. Quotas were assigned to reflect the demographic distribution of likely November 2025 voters in Santa Fe, NM and the data were weighted to ensure an accurate reflection of the voting population. The sample was drawn from a third-party vendor file. The overall margin of error is +/- 4.9%. The margin of error for subgroups is larger and varies. Percentage totals may not add up precisely due to rounding.