

# **Roanoke Police Department**

## **Gun Violence Statistics Report**

*Updated on 1/16/2024*

<b>Aggravated Assaults or Homicides Where Victim Was Hit by Gunfire 1/1/2024 - 1/15/2024</b>	
<b>Case Status</b>	<b>Number of Cases</b>
Case Active	0
Closed by Arrest	0
Closed Exception	0
Case Inactive	0
Closed Service	0
Case Inactive - Warrant for Arrest on File	0
<b>TOTAL</b>	<b>0</b>

<b>Aggravated Assaults or Homicides Where Victim Was Hit by Gunfire 1/1/2024 - 1/15/2024</b>	
<b>Zone</b>	<b>Number of Cases</b>
Zone 1 (Southeast)	0
Zone 2 (Northeast)	0
Zone 3 (Southwest)	0
Zone 4 (Northwest)	0
<b>TOTAL</b>	<b>0</b>

\*Location of zero incidents unknown

<b>Offenses Where Victim was Hit by Gunfire January 1 - January 15</b>		
<b>Incidents Where Victim was Hit by Gunfire</b>	<b>2023</b>	<b>2024</b>
Homicides	2	0
Aggravated Assaults	1	0
Domestic Aggravated Assaults	0	0
<b>TOTAL</b>	<b>3</b>	<b>0</b>

Gunfire Incidents Timetable (1/1/2024 - 1/15/2024)	
Hour of the Day	Number of Incidents
12AM (MIDNIGHT)	0
1AM	0
2AM	0
3AM	0
4AM	0
5AM	0
6AM	0
7AM	0
8AM	0
9AM	0
10AM	0
11AM	0
12PM	0
1PM	0
2PM	0
3PM	0
4PM	0
5PM	0
6PM	0
7PM	0
8PM	0
9PM	0
10PM	0
11PM	0
<b>TOTAL</b>	<b>0</b>

\*Time of zero incidents unknown

Aggravated Assaults or Homicides Where Victim Was Hit by Gunfire 1/1/2024 - 1/15/2024	
Source of Call for Service	Number of Incidents
911	0
Non-Emergency Line	0
Other	0
<b>Total</b>	<b>0</b>

Shots Fired Calls That Resulted in Police Report (Call Source) 1/1/2024 - 1/15/2024	
Source of Call for Service	Number of Calls
911	4
Non-Emergency Line	0
Other	0
<b>Total</b>	<b>4</b>

\* Aggravated Assaults (gunshot wounds) and Homicides not included in the above table





Gun Violence Victim Analysis (Domestic Aggravated Assaults)													
1/1/2024 - 1/15/2024													
Gender, Race, Ethnicity, Age	White Male		White Female		Black Male		Black Female		Asian Male		Asian Female		TOTAL
	Non-Hispanic	Hispanic	Non-Hispanic	Hispanic	Non-Hispanic	Hispanic	Non-Hispanic	Hispanic	Non-Hispanic	Hispanic	Non-Hispanic	Hispanic	
0-5	0	0	0	0	0	0	0	0	0	0	0	0	0
6-10	0	0	0	0	0	0	0	0	0	0	0	0	0
11-15	0	0	0	0	0	0	0	0	0	0	0	0	0
16-18	0	0	0	0	0	0	0	0	0	0	0	0	0
19-21	0	0	0	0	0	0	0	0	0	0	0	0	0
22-25	0	0	0	0	0	0	0	0	0	0	0	0	0
26-29	0	0	0	0	0	0	0	0	0	0	0	0	0
30-35	0	0	0	0	0	0	0	0	0	0	0	0	0
36-39	0	0	0	0	0	0	0	0	0	0	0	0	0
40-45	0	0	0	0	0	0	0	0	0	0	0	0	0
46-49	0	0	0	0	0	0	0	0	0	0	0	0	0
50-55	0	0	0	0	0	0	0	0	0	0	0	0	0
56+	0	0	0	0	0	0	0	0	0	0	0	0	0
TOTAL	0	0	0	0	0	0	0	0	0	0	0	0	0

Number of Juveniles Hit by Gunfire
1/1/2024 - 1/15/2024
0

### Gun Violence Offender Analysis (Homicides)

1/1/2024 - 1/15/2024	
----------------------	--

[illegible]





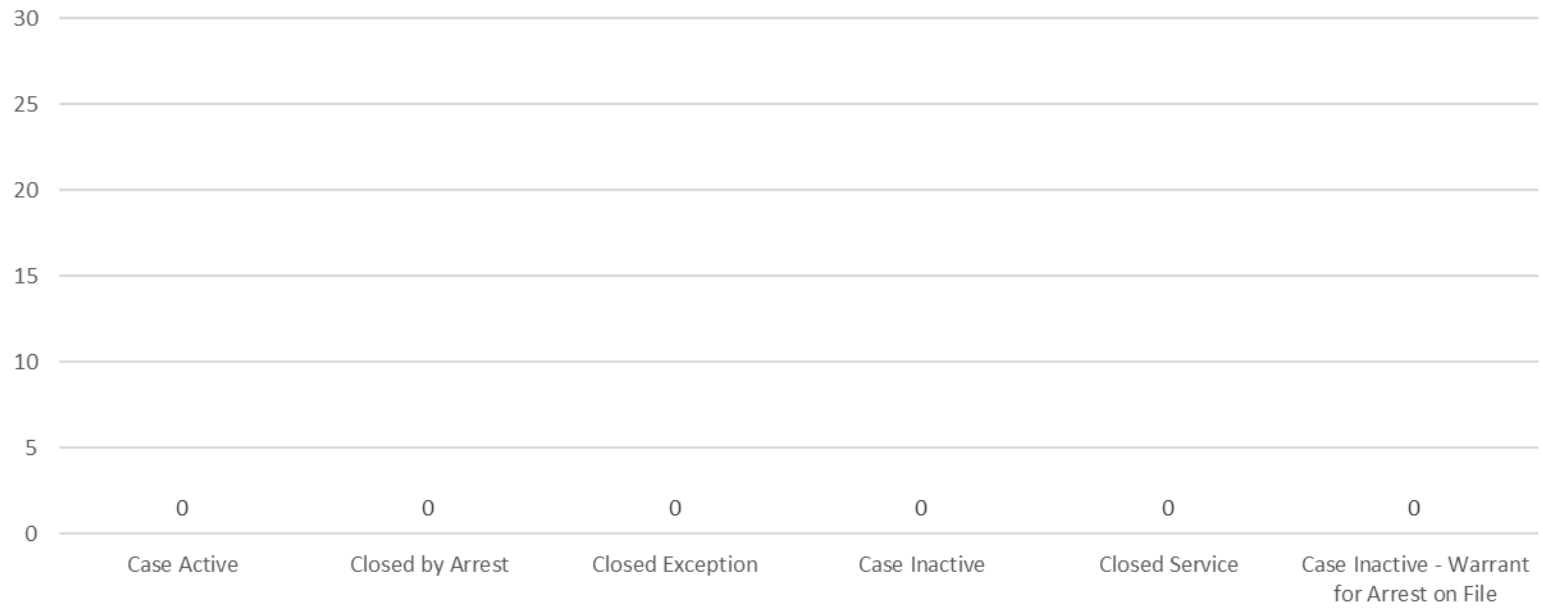
Gun Violence Offender Analysis (Domestic Aggravated Assaults)													
1/1/2024 - 1/15/2024													
Gender, Race, Ethnicity, Age	White Male		White Female		Black Male		Black Female		Asian Male		Asian Female		TOTAL
	Non-Hispanic	Hispanic	Non-Hispanic	Hispanic	Non-Hispanic	Hispanic	Non-Hispanic	Hispanic	Non-Hispanic	Hispanic	Non-Hispanic	Hispanic	
0-5	0	0	0	0	0	0	0	0	0	0	0	0	0
6-10	0	0	0	0	0	0	0	0	0	0	0	0	0
11-15	0	0	0	0	0	0	0	0	0	0	0	0	0
16-18	0	0	0	0	0	0	0	0	0	0	0	0	0
19-21	0	0	0	0	0	0	0	0	0	0	0	0	0
22-25	0	0	0	0	0	0	0	0	0	0	0	0	0
26-29	0	0	0	0	0	0	0	0	0	0	0	0	0
30-35	0	0	0	0	0	0	0	0	0	0	0	0	0
36-39	0	0	0	0	0	0	0	0	0	0	0	0	0
40-45	0	0	0	0	0	0	0	0	0	0	0	0	0
46-49	0	0	0	0	0	0	0	0	0	0	0	0	0
50-55	0	0	0	0	0	0	0	0	0	0	0	0	0
56+	0	0	0	0	0	0	0	0	0	0	0	0	0
TOTAL	0	0	0	0	0	0	0	0	0	0	0	0	0

Number of Gun Violence Juvenile Offenders
1/1/2024 - 1/15/2024
0

## Aggravated Assaults or Homicides Where Victim Was Hit by Gunfire

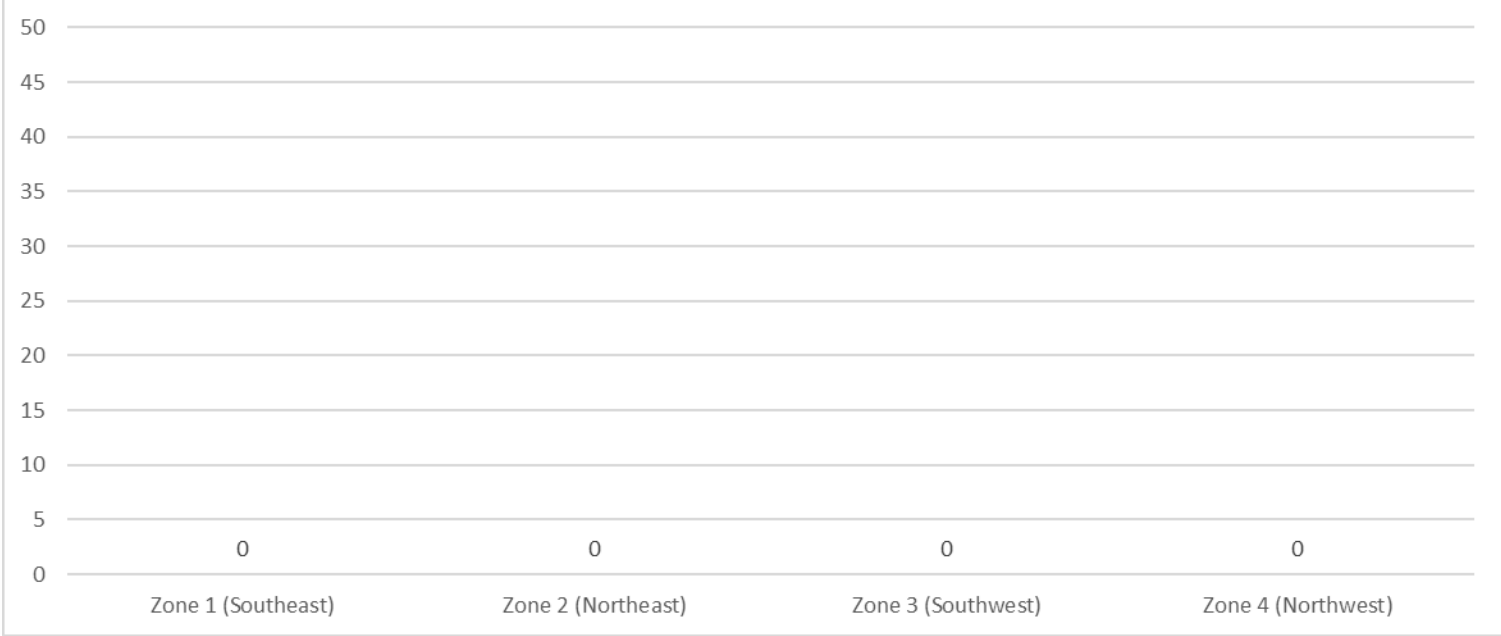
Case Status

1/1/2024 - 1/15/2024



**Aggravated Assaults or Homicides Where Victim Was Hit by Gunfire**

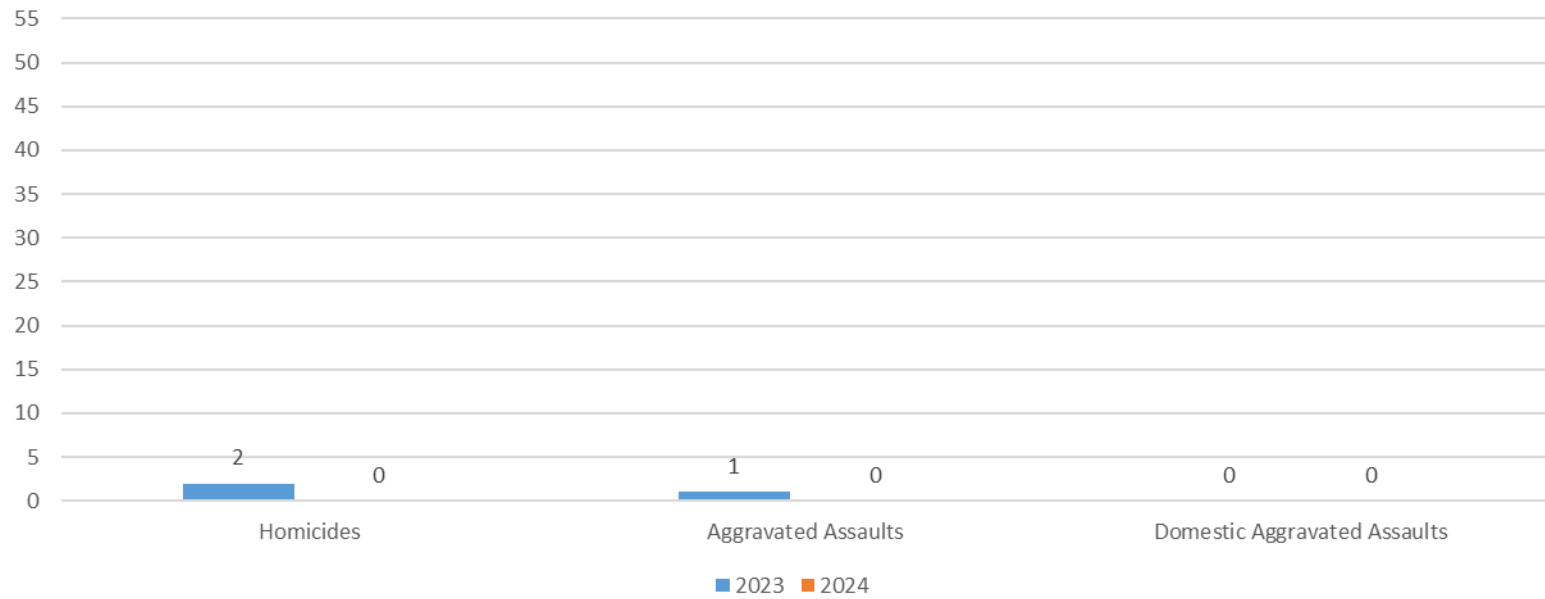
Count by Zone  
1/1/2024 - 1/15/2024



## Number of Offenses Where Victim was Hit by Gunfire

2023 Compared to 2024

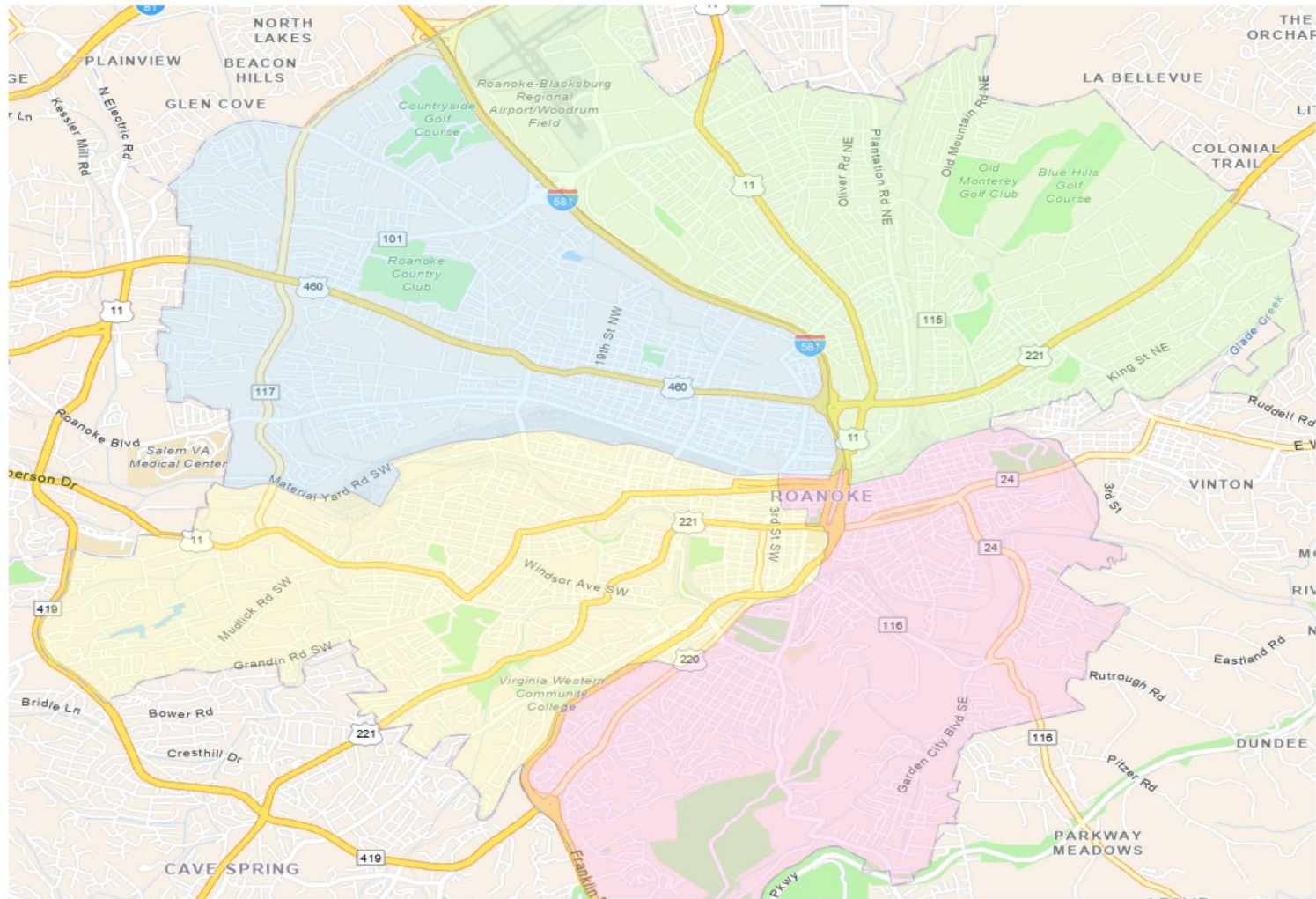
Date Range of January 1 - January 15





## Roanoke Police Department

### Gun Violence Incidents: 1/1/2024 - 1/15/2024



● GSW & Homicide      ● GSW      ● Homicide

Information generated from the following Department records and reports: CAD-DSS; Police-Pak; HOST; offense reports primarily UCR Part 1 offenses; Daily Bulletin; Internet; Listserves LEANALYST and CRIMEMAP; Evidence Technician Reports and similar additional data obtained from outside resources such as other law enforcement agencies and private organizations. Crime Analysis— AR

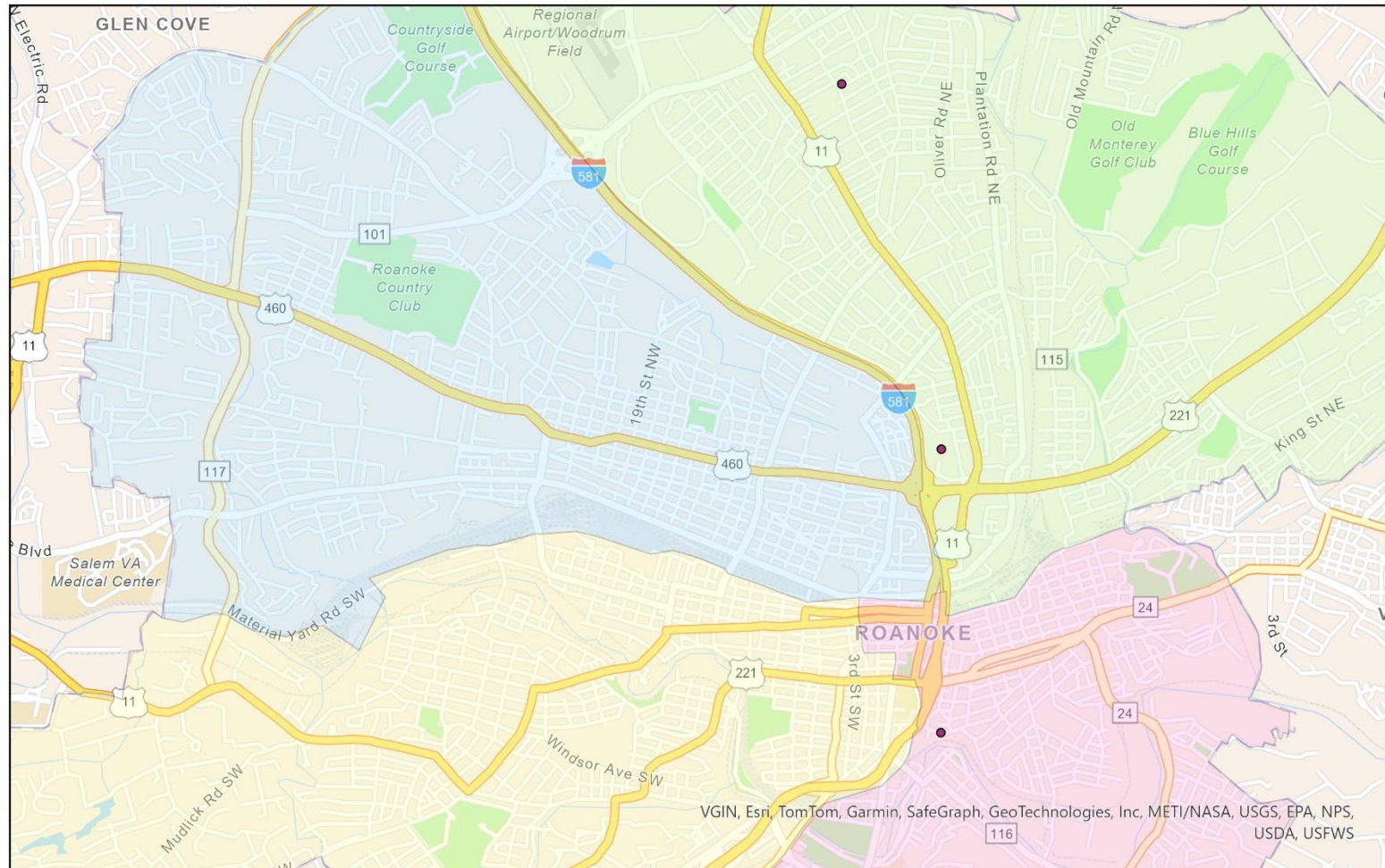




## Roanoke Police Department



### Shots Fired Calls That Resulted in Police Report (1/1/2024 - 1/15/2024)



Information generated from the following Department records and reports: CAD-DSS; Police-Pak; HOST; offense reports primarily UCR Part 1 offenses; Daily Bulletin; Internet; Listserves LEANALYST and CRIMEMAP; Evidence Technician Reports and similar additional data obtained from outside resources such as other law enforcement agencies and private organizations. Crime Analysis— AR

\*Aggravated assaults (gunshot wounds) and homicides not included in the above map