

Roanoke Police Department

Gun Violence Statistics Report

Updated on 12/18/2023

Aggravated Assaults or Homicides Where Victim Was Hit by Gunfire 1/1/2023 - 12/11/2023	
Case Status	Number of Cases
Case Active	19
Closed by Arrest	27
Closed Exception	5
Case Inactive	11
Closed Service	0
Case Inactive - Warrant for Arrest on File	0
TOTAL	62

Aggravated Assaults or Homicides Where Victim Was Hit by Gunfire 1/1/2023 - 12/11/2023	
Zone	Number of Cases
Zone 1 (Southeast)	6
Zone 2 (Northeast)	5
Zone 3 (Southwest)	6
Zone 4 (Northwest)	43
TOTAL	60

*Location of two incidents unknown

Offenses Where Victim was Hit by Gunfire January 1 - December 11		
Incidents Where Victim was Hit by Gunfire	2022	2023
Homicides	16	22
Aggravated Assaults	46	41
Domestic Aggravated Assaults	1	2
TOTAL	63	65

*In 2023, three incidents contained a homicide *and* an aggravated assault

Gunfire Incidents Timetable (1/1/2023 - 12/11/2023)	
Hour of the Day	Number of Incidents
12AM (MIDNIGHT)	6
1AM	7
2AM	4
3AM	3
4AM	2
5AM	1
6AM	0
7AM	1
8AM	0
9AM	3
10AM	0
11AM	0
12PM	2
1PM	0
2PM	2
3PM	2
4PM	0
5PM	1
6PM	3
7PM	3
8PM	6
9PM	3
10PM	7
11PM	5
TOTAL	61

*Time of one incident unknown

Aggravated Assaults or Homicides Where Victim Was Hit by Gunfire 1/1/2023 - 12/11/2023	
Source of Call for Service	Number of Incidents
911	54
Non-Emergency Line	8
Other	0
Total	62

Shots Fired Calls That Resulted in Police Report (Call Source) 1/1/2023 - 12/11/2023	
Source of Call for Service	Number of Calls
911	128
Non-Emergency Line	26
Other	0
Total	154

*Aggravated Assaults (gunshot wounds) and Homicides not included in the above table

Gun Violence Victim Analysis (Homicides)						
1/1/2023 - 12/11/2023						
Age	White Male	White Female	Black Male	Black Female	Asian Male	Asian Female
0-5	0	0	0	0	0	0
6-10	0	0	0	0	0	0
11-15	0	0	0	0	0	0
16-18	0	0	4	0	0	0
19-21	0	0	1	0	0	0
22-25	0	0	3	0	0	0
26-29	0	0	1	0	0	0
30-35	1	0	4	0	0	0
36-39	0	0	1	0	0	0
40-45	1	1	1	0	0	0
46-49	1	0	1	0	0	0
50-55	0	0	0	1	0	0
56+	0	0	3	0	0	0
TOTAL	3	1	19	1	0	0

Gun Violence Victim Analysis (Aggravated Assaults)						
1/1/2023 - 12/11/2023						
Age	White Male	White Female	Black Male	Black Female	Asian Male	Asian Female
0-5	0	0	0	0	0	0
6-10	0	0	2	0	0	0
11-15	0	0	2	1	0	0
16-18	1	0	5	2	0	0
19-21	1	1	3	0	0	0
22-25	0	0	7	1	0	0
26-29	0	0	3	1	0	0
30-35	0	1	5	3	0	0
36-39	1	1	3	1	0	0
40-45	1	0	2	0	0	0
46-49	1	0	1	0	1	0
50-55	0	0	1	0	0	0
56+	0	0	1	0	0	0
TOTAL	5	3	35	9	1	0

Gun Violence Victim Analysis (Domestic Aggravated Assaults)						
1/1/2023 - 12/11/2023						
Age	White Male	White Female	Black Male	Black Female	Asian Male	Asian Female
0-5	0	0	0	0	0	0
6-10	0	0	0	0	0	0
11-15	0	0	0	0	0	0
16-18	0	0	0	0	0	0
19-21	0	0	0	0	0	0
22-25	0	0	0	1	0	0
26-29	0	0	0	0	0	0
30-35	0	0	0	0	0	0
36-39	0	0	0	0	0	0
40-45	0	0	0	1	0	0
46-49	0	0	0	0	0	0
50-55	0	0	0	0	0	0
56+	0	0	0	0	0	0
TOTAL	0	0	0	2	0	0

Gun Violence Offender Analysis (Homicides)						
1/1/2023 - 12/11/2023						
Age	White Male	White Female	Black Male	Black Female	Asian Male	Asian Female
0-5	0	0	0	0	0	0
6-10	0	0	0	0	0	0
11-15	0	0	2	0	0	0
16-18	0	0	2	0	0	0
19-21	0	0	1	0	0	0
22-25	0	0	1	1	0	0
26-29	0	0	1	0	0	0
30-35	0	0	0	0	0	0
36-39	0	0	0	0	0	0
40-45	0	0	1	0	0	0
46-49	1	0	1	1	0	0
50-55	0	0	2	0	0	0
56+	0	0	0	0	0	0
TOTAL	1	0	11	2	0	0

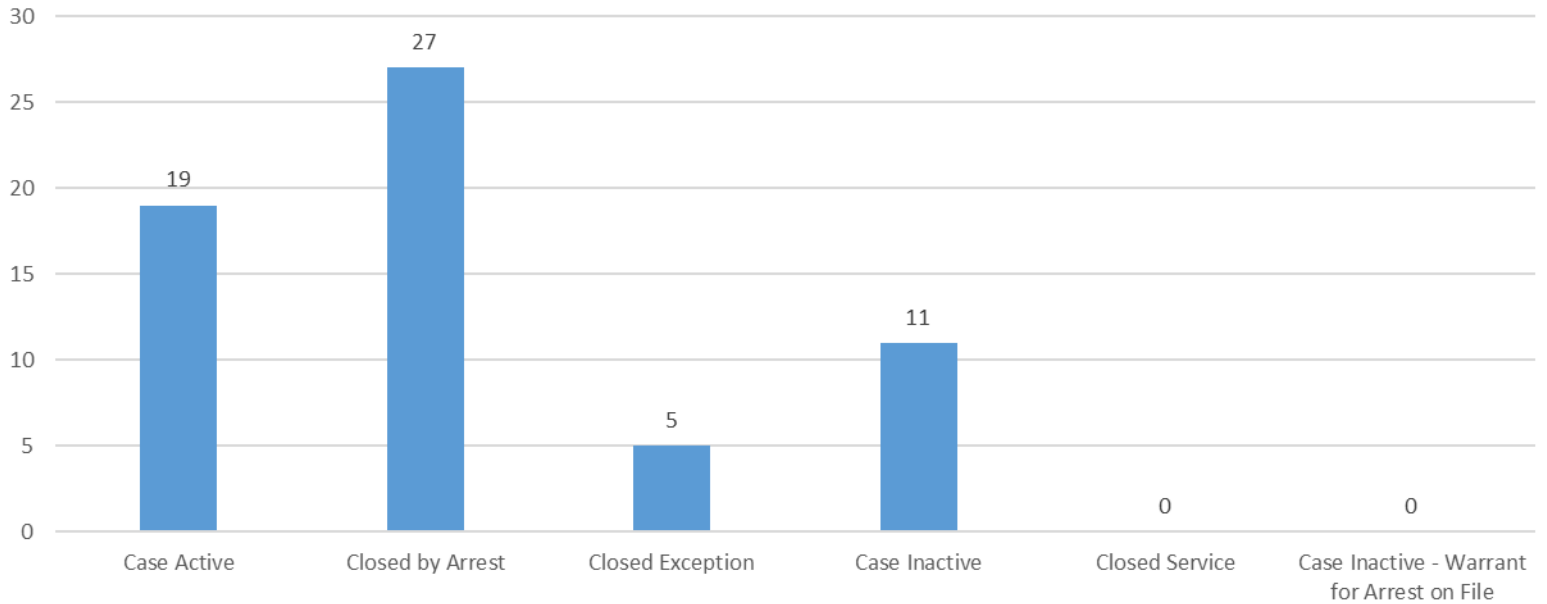
Gun Violence Offender Analysis (Aggravated Assaults)						
1/1/2023 - 12/11/2023						
Age	White Male	White Female	Black Male	Black Female	Asian Male	Asian Female
0-5	0	0	0	0	0	0
6-10	0	0	0	0	0	0
11-15	0	0	3	1	0	0
16-18	0	0	2	0	0	0
19-21	0	0	1	0	0	0
22-25	0	1	6	0	0	0
26-29	0	0	4	0	0	0
30-35	0	1	5	0	0	0
36-39	0	0	2	0	0	0
40-45	1	0	1	0	0	0
46-49	0	0	0	0	0	0
50-55	0	0	1	0	0	0
56+	0	0	2	0	0	0
TOTAL	1	2	27	1	0	0

Gun Violence Offender Analysis (Domestic Aggravated Assaults)						
1/1/2023 - 12/11/2023						
Age	White Male	White Female	Black Male	Black Female	Asian Male	Asian Female
0-5	0	0	0	0	0	0
6-10	0	0	0	0	0	0
11-15	0	0	0	0	0	0
16-18	0	0	0	0	0	0
19-21	0	0	0	0	0	0
22-25	0	0	0	0	0	0
26-29	0	0	1	0	0	0
30-35	0	0	0	0	0	0
36-39	0	0	0	0	0	0
40-45	0	0	0	0	0	0
46-49	0	0	0	0	0	0
50-55	0	0	0	0	0	0
56+	0	0	0	0	0	0
TOTAL	0	0	1	0	0	0

Aggravated Assaults or Homicides Where Victim Was Hit by Gunfire

Case Status

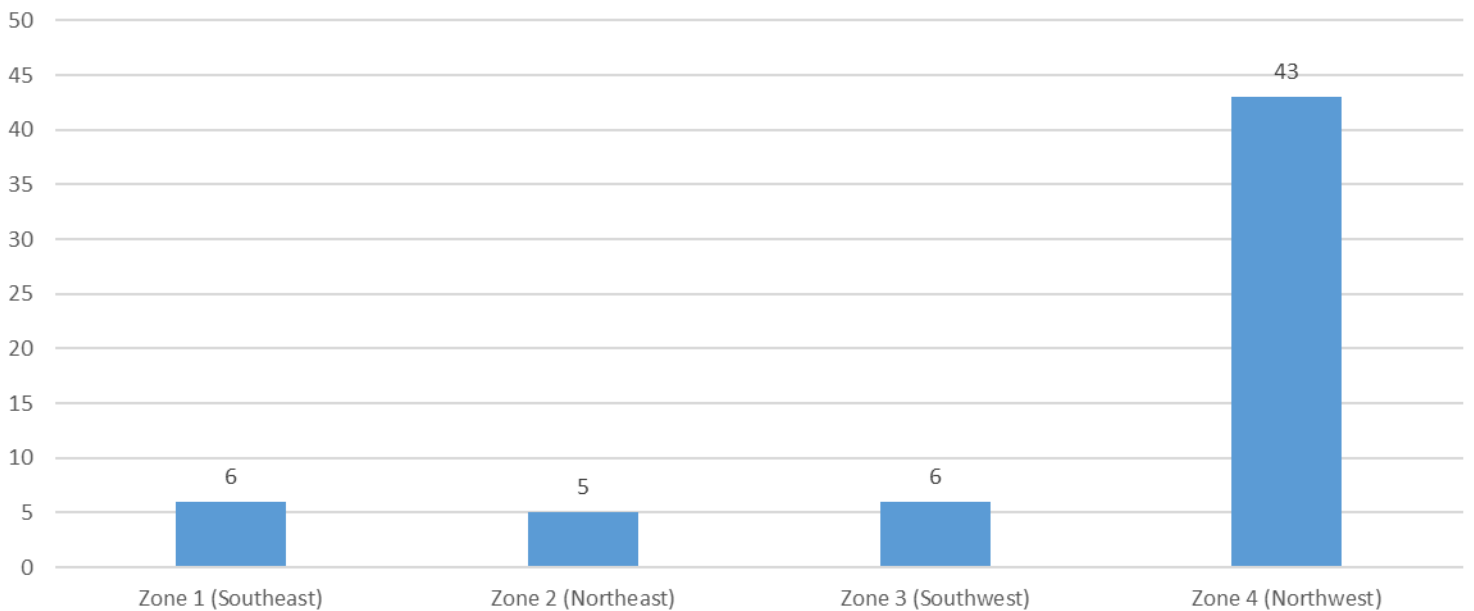
1/1/2023 - 12/11/2023



Aggravated Assaults or Homicides Where Victim Was Hit by Gunfire

Count by Zone

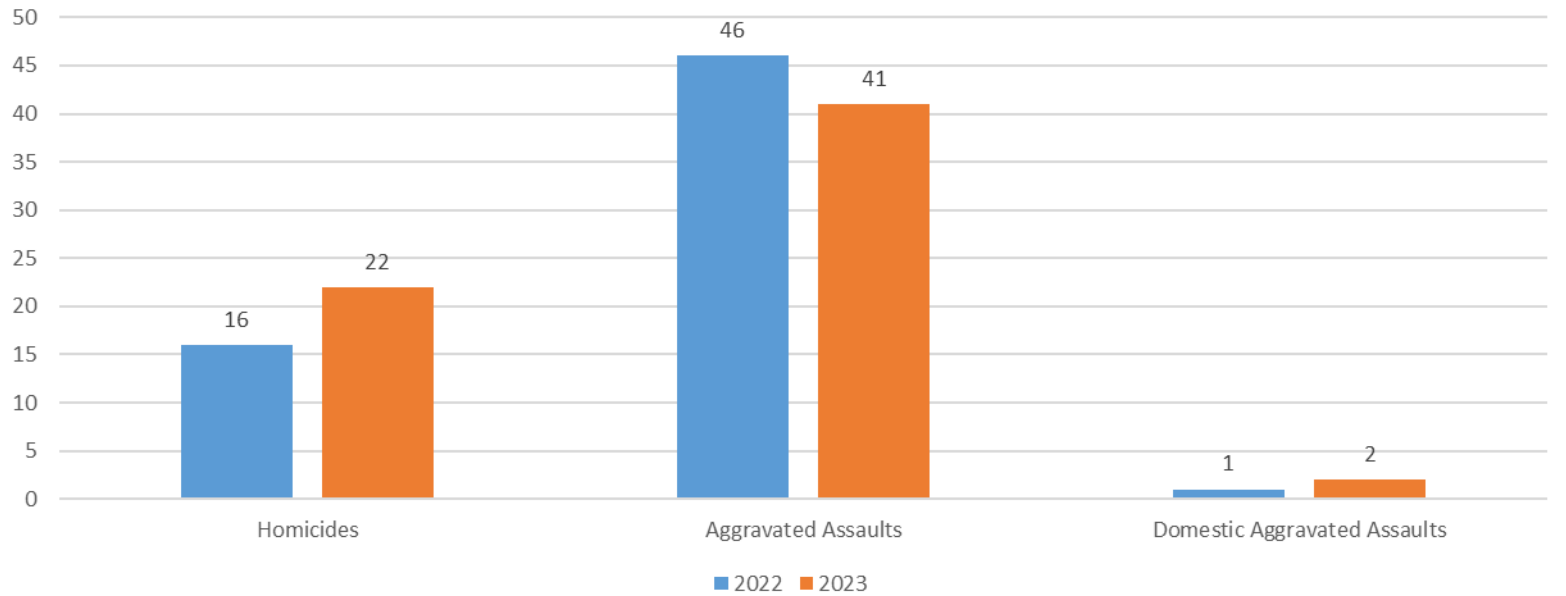
1/1/2023 - 12/11/2023



Number of Offenses Where Victim was Hit by Gunfire

2022 Compared to 2023

Date Range of January 1 - December 11

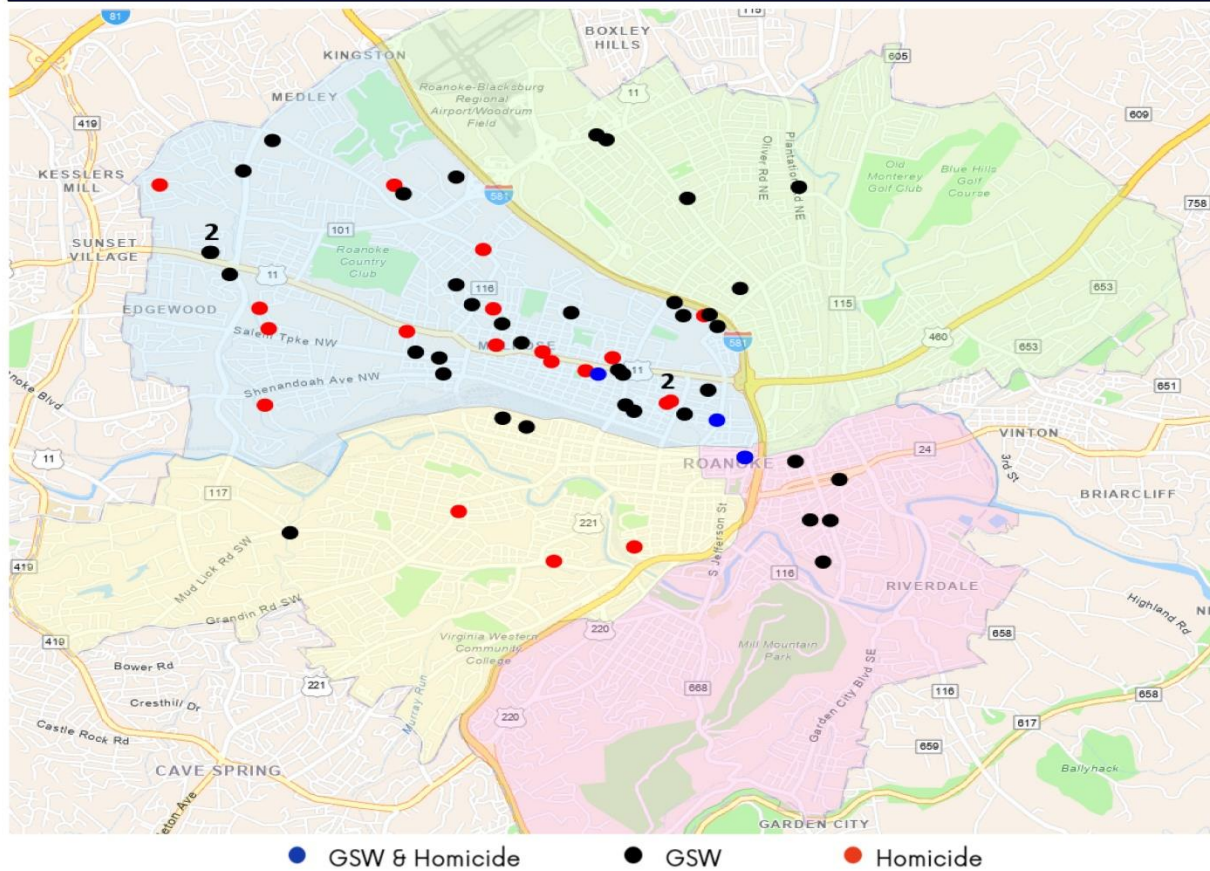




Roanoke Police Department



Gun Violence Incidents: 1/1/2023 - 12/11/2023



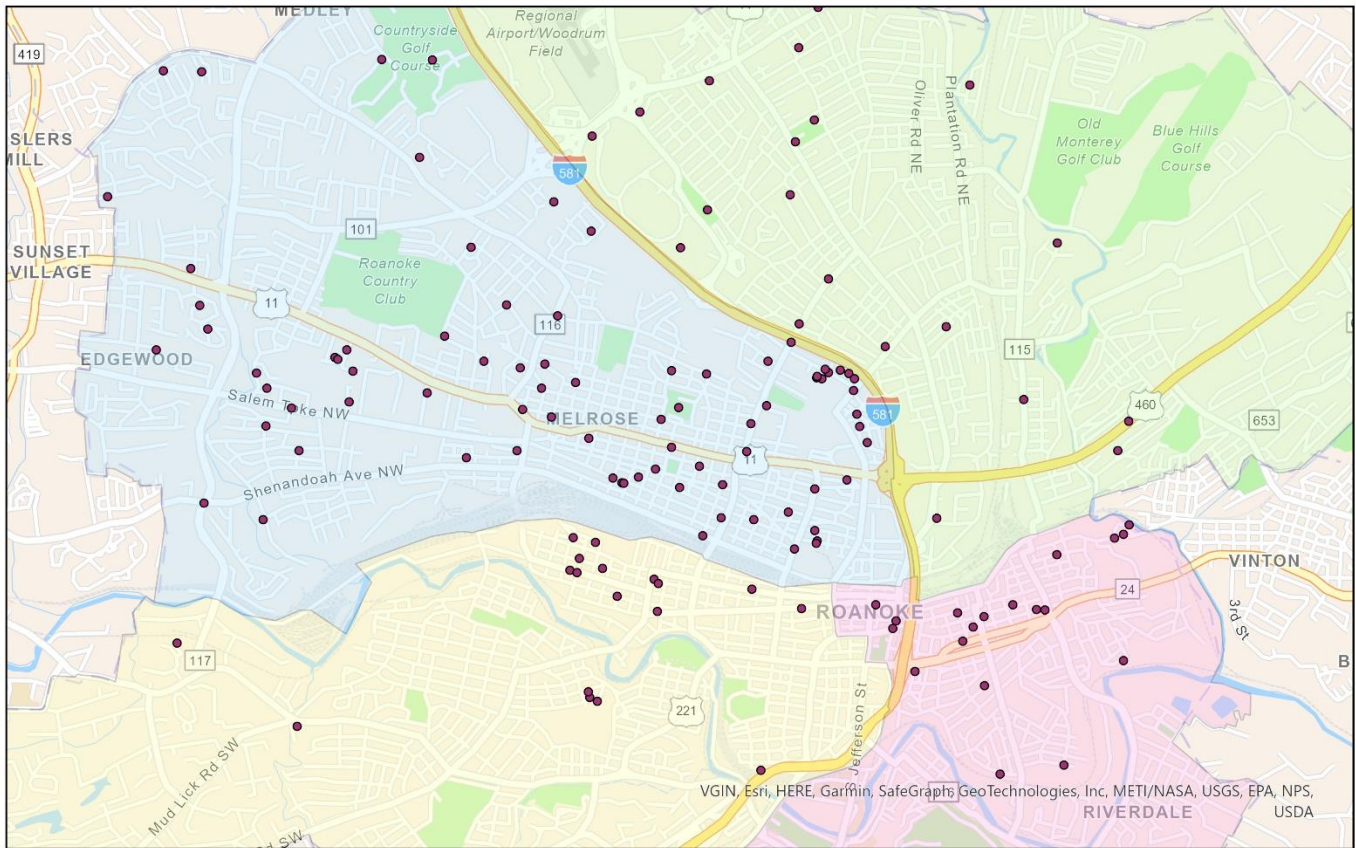
Information generated from the following Department records and reports: CAD-DSS; Police-Pak; HOST; offense reports primarily UCR Part 1 offenses; Daily Bulletin; Internet; Listserves LEANALYST and CRIMEMAP; Evidence Technician Reports and similar additional data obtained from outside resources such as other law enforcement agencies and private organizations. Crime Analysis— AR



Roanoke Police Department



Shots Fired Calls That Resulted in Police Report (1/1/2023 - 12/11/2023)



Information generated from the following Department records and reports: CAD-DSS; Police-Pak; HOST; offense reports primarily UCR Part 1 offenses; Daily Bulletin; Internet; Listserves LEANALYST and CRIMEMAP; Evidence Technician Reports and similar additional data obtained from outside resources such as other law enforcement agencies and private organizations. Crime Analysis— AR

*Aggravated Assaults (gunshot wounds) and Homicides not included in this map