

## 5-column grid

### Statistics on breast cancer

**\$85,772**

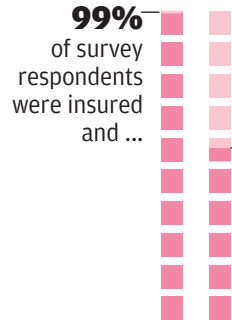
Average cost of breast cancer treatment for the first year of treatment



**51%**  
of cancer patients/  
survivors report having medical  
debt after treatment

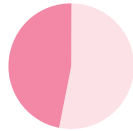


**60%**  
of cancer patients/survivors report  
having medical debt after treatment



**99%**  
of survey  
respondents  
were insured  
and ...

**56%**  
... had a higher  
income than  
the US median



**47%**  
of women under  
40 who have had  
breast cancer  
experienced  
“financial  
decline” after  
diagnosis

Sources: American Cancer Society, KFF Health News, American Association for Cancer Research

Lee Enterprises graphic

## 6-column grid

### Statistics on breast cancer

**\$85,772**

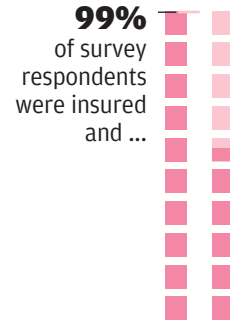
Average cost of breast cancer treatment for the first year of treatment



**51%**  
of cancer patients/  
survivors report having  
medical debt after  
treatment

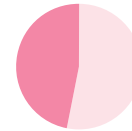


**60%**  
of cancer patients/survivors  
report having medical debt  
after treatment



**99%**  
of survey  
respondents  
were insured  
and ...

**56%**  
... had a higher  
income than  
the US median



**47%**  
of women  
under 40 who  
have had  
breast cancer  
experienced  
“financial  
decline” after  
diagnosis

Sources: American Cancer Society, KFF Health News, American Association for Cancer Research

Lee Enterprises graphic