

Print Form(s)

Get PDF File

Go Back

Equity in Athletics 2012

Institution: University of Georgia (139959)

User ID: E1399591

Screening Questions

Please answer these questions carefully as your responses will determine which subsequent data entry screens are appropriate for your institution.

1. How will you report Operating (Game-day) Expenses?

By Team

Per Participant

2. Select the type of varsity sports teams at your institution.

Men's Teams

Women's Teams

Coed Teams

3. Do any of your teams have assistant coaches?

Yes

Men's Teams

Women's Teams

Coed Teams

No

If you save the data on this screen, then return to the screen to make changes, note the following:

- 1) If you select an additional type of team remember to include associated data for that type of team on subsequent screens;
- 2) If you delete a type of team but have already entered associated data on other screens, all associated data for that type of team will be deleted from subsequent screens. However, because the survey system has to recalculate the totals, you must re-save every screen.

Institution: University of Georgia (139959)

User ID: E1399591

Sports Selection - Men's and Women's Teams

Select the varsity sports teams at your institution.

Sport	Men's	Women's	Sport	Men's	Women's
Archery	<input type="checkbox"/>	<input type="checkbox"/>	Badminton	<input type="checkbox"/>	<input type="checkbox"/>
Baseball	<input checked="" type="checkbox"/>	<input type="checkbox"/>	Basketball	<input checked="" type="checkbox"/>	<input checked="" type="checkbox"/>
Beach Volleyball	<input type="checkbox"/>	<input type="checkbox"/>	Bowling	<input type="checkbox"/>	<input type="checkbox"/>
Cross Country	<input type="checkbox"/>	<input type="checkbox"/>	Diving	<input type="checkbox"/>	<input type="checkbox"/>
Equestrian	<input type="checkbox"/>	<input checked="" type="checkbox"/>	Fencing	<input type="checkbox"/>	<input type="checkbox"/>
Field Hockey	<input type="checkbox"/>	<input type="checkbox"/>	Football	<input checked="" type="checkbox"/>	<input type="checkbox"/>
Golf	<input checked="" type="checkbox"/>	<input checked="" type="checkbox"/>	Gymnastics	<input type="checkbox"/>	<input checked="" type="checkbox"/>
Ice Hockey	<input type="checkbox"/>	<input type="checkbox"/>	Lacrosse	<input type="checkbox"/>	<input type="checkbox"/>
Rifle	<input type="checkbox"/>	<input type="checkbox"/>	Rodeo	<input type="checkbox"/>	<input type="checkbox"/>
Rowing	<input type="checkbox"/>	<input type="checkbox"/>	Sailing	<input type="checkbox"/>	<input type="checkbox"/>
Skiing	<input type="checkbox"/>	<input type="checkbox"/>	Soccer	<input type="checkbox"/>	<input checked="" type="checkbox"/>
Softball	<input type="checkbox"/>	<input checked="" type="checkbox"/>	Squash	<input type="checkbox"/>	<input type="checkbox"/>
Swimming	<input type="checkbox"/>	<input type="checkbox"/>	Swimming and Diving (combined)	<input checked="" type="checkbox"/>	<input checked="" type="checkbox"/>
Synchronized Swimming	<input type="checkbox"/>	<input type="checkbox"/>	Table Tennis	<input type="checkbox"/>	<input type="checkbox"/>
Team Handball	<input type="checkbox"/>	<input type="checkbox"/>	Tennis	<input checked="" type="checkbox"/>	<input checked="" type="checkbox"/>
Track and Field (Indoor)	<input type="checkbox"/>	<input type="checkbox"/>	Track and Field (Outdoor)	<input type="checkbox"/>	<input type="checkbox"/>
Track and Field and Cross Country (combined)	<input checked="" type="checkbox"/>	<input checked="" type="checkbox"/>	Volleyball	<input type="checkbox"/>	<input checked="" type="checkbox"/>
Water Polo	<input type="checkbox"/>	<input type="checkbox"/>	Weight Lifting	<input type="checkbox"/>	<input type="checkbox"/>
Wrestling	<input type="checkbox"/>	<input type="checkbox"/>	Other Sports (Specify sports in the caveat box.)*	<input type="checkbox"/>	<input type="checkbox"/>

CAVEAT

* If you indicated in the caveat box that your other sports are Dancing and/or Cheerleading, please also specify in the caveat box that your institution has a letter from the Office for Civil Rights confirming that the OCR has determined that Dancing and/or Cheerleading are varsity sports at your institution.

If you save the data on this screen, then return to the screen to make changes, note the following:

- 1) If you select an additional team remember to include associated data for that sport on subsequent screens;
- 2) If you delete a sport but have already entered associated data on other screens, all associated data for that sport will be deleted from subsequent screens. However, because the survey system has to recalculate the totals, you must re-save every screen.

Institution: University of Georgia (139959)


User ID: E1399591

Athletics Participation - Men's and Women's Teams

Enter the number of participants as of the day of the first scheduled contest.

Varsity Teams	Men's Teams	Women's Teams
Baseball	35	
Basketball	15	12
Equestrian		64
Football	118	
Golf	9	10
Gymnastics		17
Soccer		27
Softball		16
Swimming and Diving (combined)	25	28
Tennis	12	8
Track and Field and Cross Country (combined)	97	172
Volleyball		17
Total Participants Men's and Women's Teams	311	371
Unduplicated Count of Participants (This is a head count. If an individual participates on more than one team, count that individual only once on this line.)	266	268

CAVEAT



If you save the data on this screen, then return to the screen to make changes, please note you must re-save every screen because the survey system has to recalculate the totals.

Institution: University of Georgia (139959)

User ID: E1399591

Head Coaches - Men's Teams

For each men's team, indicate whether the head coach is male or female, was assigned to the team on a full-time or part-time basis, and whether the coach was employed by the institution on a full-time basis or on a part-time or volunteer basis, by entering a 1 in the appropriate field.

The Swimming and Diving (combined) fields allow up to 2 head coaches. The Track and Field and Cross Country (combined) fields allow up to 3.

Varsity Teams	Male Head Coaches				Female Head Coaches				Total Head Coaches
	Assigned to Team on a Full-Time Basis	Assigned to Team on a Part-Time Basis	Full-Time Institution Employee	Part-Time Institution Employee or Volunteer	Assigned to Team on a Full-Time Basis	Assigned to Team on a Part-Time Basis	Full-Time Institution Employee	Part-Time Institution Employee or Volunteer	
Baseball	1		1						1
Basketball	1		1						1
Football	1		1						1
Golf	1		1						1
Swimming and Diving (combined)		1	1						1
Tennis	1		1						1
Track and Field and Cross Country (combined)		1	1						1
Coaching Position Totals	5	2	7	0	0	0	0	0	7

CAVEAT

Institution: University of Georgia (139959)

User ID: E1399591

Head Coaches - Women's Teams

For each women's team, indicate whether the head coach is male or female, was assigned to the team on a full-time or part-time basis, and whether the coach was employed by the institution on a full-time basis or on a part-time or volunteer basis, by entering a 1 in the appropriate field.

The Swimming and Diving (combined) fields allow up to 2 head coaches. The Track and Field and Cross Country (combined) fields allow up to 3.

Varsity Teams	Male Head Coaches				Female Head Coaches				Total Head Coaches
	Assigned to Team on a Full-Time Basis	Assigned to Team on a Part-Time Basis	Full-Time Institution Employee	Part-Time Institution Employee or Volunteer	Assigned to Team on a Full-Time Basis	Assigned to Team on a Part-Time Basis	Full-Time Institution Employee	Part-Time Institution Employee or Volunteer	
Basketball	1		1						1
Equestrian					1		1		1
Golf					1		1		1
Gymnastics	1		1						1
Soccer	1		1						1
Softball					1		1		1
Swimming and Diving (combined)		1	1						1
Tennis	1		1						1
Track and Field and Cross Country (combined)		1	1						1
Volleyball					1		1		1
Coaching Position Totals	4	2	6	0	4	0	4	0	10

CAVEAT

Institution: University of Georgia (139959)

User ID: E1399591

Head Coaches' Salaries - Men's and Women's Teams

Enter only salaries and bonuses that your institution pays head coaches as compensation for coaching. Do not include benefits on this screen.

Do not include volunteer coaches in calculating the average salary and the Full-Time Equivalent (FTE) Total.

For help calculating the FTE total click on the "Need help? Click here for screen instructions" link on this screen.

	Men's Teams	Women's Teams
Average Annual Institutional Salary per Head Coach	856,360	245,679
Number of Head Coaches Used to Calculate the Average	7	10
Number of Volunteer Head Coaches (Do not include these coaches in your salary or FTE calculations.)	0	0
Average Annual Institutional Salary per Full-time equivalent (FTE)	999,087	272,977
Sum of Full-Time Equivalent (FTE) Positions Used to Calculate the Average	6.00	9.00

CAVEAT

Institution: University of Georgia (139959)

User ID: E1399591

Assistant Coaches - Men's Teams

For each men's team, indicate whether the assistant coach is male or female, was assigned to the team on a full-time or part-time basis, and whether the coach was employed by the institution on a full-time basis or on a part-time or volunteer basis, by entering a 1 in the appropriate field.

Varsity Teams	Male Assistant Coaches				Female Assistant Coaches				Total Assistant Coaches
	Assigned to Team on a Full-Time Basis	Assigned to Team on a Part-Time Basis	Full-Time Institution Employee	Part-Time Institution Employee or Volunteer	Assigned to Team on a Full-Time Basis	Assigned to Team on a Part-Time Basis	Full-Time Institution Employee	Part-Time Institution Employee or Volunteer	
Baseball	2		2						2
Basketball	3		3						3
Football	9		9						9
Golf	1		1						1
Swimming and Diving (combined)		4	4			1	1		5
Tennis	1		1						1
Track and Field and Cross Country (combined)		5	5						5
Coaching Position Totals	16	9	25	0	0	1	1	0	26

CAVEAT

Institution: University of Georgia (139959)


User ID: E1399591

Assistant Coaches - Women's Teams

For each women's team, indicate whether the assistant coach is male or female, was assigned to the team on a full-time or part-time basis, and whether the coach was employed by the institution on a full-time basis or on a part-time or volunteer basis, by entering a 1 in the appropriate field.

Varsity Teams	Male Assistant Coaches				Female Assistant Coaches				Total Assistant Coaches
	Assigned to Team on a Full-Time Basis	Assigned to Team on a Part-Time Basis	Full-Time Institution Employee	Part-Time Institution Employee or Volunteer	Assigned to Team on a Full-Time Basis	Assigned to Team on a Part-Time Basis	Full-Time Institution Employee	Part-Time Institution Employee or Volunteer	
Basketball	2		2		1		1		3
Equestrian					2		2		2
Golf	1		1						1
Gymnastics	1		1		1		1		2
Soccer	1		1		1		1		2
Softball	1		1		1		1		2
Swimming and Diving (combined)		4	4			1	1		5
Tennis	1		1						1
Track and Field and Cross Country (combined)		5	5						5
Volleyball	1		1		1		1		2
Coaching Position Totals	8	9	17	0	7	1	8	0	25

CAVEAT



Institution: University of Georgia (139959)

User ID: E1399591

Assistant Coaches' Salaries - Men's and Women's Teams


Enter only salaries and bonuses that your institution pays assistant coaches as compensation for coaching. Do not include benefits on this screen.

Do not include volunteer coaches in calculating the average salary and the Full-Time Equivalent (FTE) Total.

For help calculating the FTE total click on the "Need help? Click here for screen instructions" link on this screen.

	Men's Teams	Women's Teams
Average Annual Institutional Salary per Assistant Coach	175,406	74,010
Number of Assistant Coaches Used to Calculate the Average	26	25
Number of Volunteer Assistant Coaches. (Do not include these coaches in your salary or FTE calculations.)	0	0
Average Annual Institutional Salary per Full-time equivalent (FTE)	217,169	92,513
Sum of Full-Time Equivalent (FTE) Positions Used to Calculate the Average	21.00	20.00

CAVEAT



Institution: University of Georgia (139959)

User ID: E1399591

Athletically Related Student Aid - Men's and Women's Teams

Athletically related student aid is any scholarship, grant, or other form of financial assistance, offered by an institution, the terms of which require the recipient to participate in a program of intercollegiate athletics at the institution. Other student aid, of which a student-athlete simply happens to be the recipient, is not athletically related student aid. If you do not have any aid to report, enter a 0.

	Men's Teams	Women's Teams	Total
Amount of Aid	4,399,837	4,988,935	9,388,772
Ratio (percent)	47	53	100%
CAVEAT			

Institution: University of Georgia (139959)

User ID: E1399591

Recruiting Expenses - Men's and Women's Teams

Recruiting expenses are all expenses an institution incurs attributable to recruiting activities. This includes, but is not limited to, expenses for lodging, meals, telephone use, and transportation (including vehicles used for recruiting purposes) for both recruits and personnel engaged in recruiting, and other expenses for official and unofficial visits, and all other expenses related to recruiting. If you do not have any recruiting expenses to report, enter a 0.

	Men's Teams	Women's Teams	Total
Total	1,084,188	524,889	1,609,077
CAVEAT			

Institution: University of Georgia (139959)

User ID: E1399591


Operating (Game-Day) Expenses - Men's and Women's Teams by Team

Operating expenses are all expenses an Institution incurs attributable to home, away, and neutral-site intercollegiate athletic contests (commonly known as "game-day expenses"), for (A) Lodging, meals, transportation, uniforms, and equipment for coaches, team members, support staff (including, but not limited to team managers and trainers), and others; and (B) Officials.

For a sport with a men's team and a women's team that have a combined budget, click on the "Need help? Click here for screen instructions" link for special instructions.

Varsity Teams	Participants	Men's Teams		Women's Teams		Total Operating Expenses
		Operating Expenses per Participant	By Team	Participants	Operating Expenses per Participant	
Basketball	15	56,567	848,498	12	54,298	1,500,068
Football	118	50,788	5,992,981			5,992,981
Baseball	35	10,079	352,776			352,776
Equestrian				64	5,436	347,904
Golf	9	13,974	125,763	10	8,149	207,256
Gymnastics				17	12,487	212,278
Soccer				27	6,467	174,621
Softball				16	16,453	263,253
Swimming and Diving (combined)	25	5,342	133,552	28	4,763	266,905
Tennis	12	19,896	238,756	8	30,531	483,004
Track and Field and Cross Country (combined)	97	1,986	192,605	172	1,123	385,708
Volleyball				17	11,178	190,030
Total Operating Expenses Men's and Women's Teams	311		7,884,931	371		2,491,853

CAVEAT



Note: This screen is for game-day expenses only.

Institution: University of Georgia (139959)

User ID: E1399591

Total Expenses - Men's and Women's Teams

Enter all expenses attributable to intercollegiate athletic activities. This includes appearance guarantees and options, athletically related student aid, contract services, equipment, fundraising activities, operating expenses, promotional activities, recruiting expenses, salaries and benefits, supplies, travel, and any other expenses attributable to intercollegiate athletic activities.

Varsity Teams	Men's Teams	Women's Teams	Total
Basketball	5,599,447	3,507,655	9,107,102
Football	22,710,140		22,710,140
Baseball	2,217,509		2,217,509
Equestrian		1,632,540	1,632,540
Golf	850,216	864,709	1,714,925
Gymnastics		2,470,238	2,470,238
Soccer		1,623,041	1,623,041
Softball		1,630,493	1,630,493
Swimming and Diving (combined)	1,195,957	1,434,719	2,630,676
Tennis	1,114,863	1,150,558	2,265,421
Track and Field and Cross Country (combined)	1,211,272	1,561,465	2,772,737
Volleyball		1,283,063	1,283,063
Total Expenses of all Sports, Except Football and Basketball, Combined	6,589,817	13,650,826	20,240,643
Total Expenses Men's and Women's Teams	34,899,404	17,158,481	52,057,885
Not Allocated by Gender/Sport (Expenses not attributable to a particular sport or sports)			36,865,676
Grand Total Expenses			88,923,561

CAVEAT

Institution: University of Georgia (139959)

User ID: E1399591

Total Revenues - Men's and Women's Teams

Your total revenues must cover your total expenses.

Enter all revenues attributable to intercollegiate athletic activities. This includes revenues from appearance guarantees and options, an athletic conference, tournament or bowl games, concessions, contributions from alumni and others, institutional support, program advertising and sales, radio and television, royalties, signage and other sponsorships, sport camps, state or other government support, student activity fees, ticket and luxury box sales, and any other revenues attributable to intercollegiate athletic activities.

Varsity Teams	Men's Teams	Women's Teams	Total
Basketball	8,476,089	797,649	9,273,738
Football	74,989,418		74,989,418
Baseball	496,364		496,364
Equestrian		289,660	289,660
Golf	266,973	266,972	533,945
Gymnastics		1,037,405	1,037,405
Soccer		272,195	272,195
Softball		283,141	283,141
Swimming and Diving (combined)	268,539	268,540	537,079
Tennis	340,027	340,028	680,055
Track and Field and Cross Country (combined)	954,003	645,068	1,599,071
Volleyball		267,343	267,343
Total Revenues of all Sports, Except Football and Basketball, Combined	2,325,906	3,670,352	5,996,258
Total Revenues Men's and Women's Teams	85,791,413	4,468,001	90,259,414
Not Allocated by Gender/Sport (Revenues not attributable to a particular sport or sports)			1,411,199
Grand Total for all Teams (includes by team and not allocated by gender/sport)			91,670,613

CAVEAT

Institution: University of Georgia (139959)

User ID: E1399591

Summary - Men's and Women's Teams

Your Grand Total Revenues must be equal to or greater than your Grand Total Expenses or you will not be able to lock your survey.

	Men's Teams	Women's Teams	Total
1 Total of Head Coaches' Salaries	5,994,520	2,456,790	8,451,310
2 Total of Assistant Coaches' Salaries	4,560,556	1,850,250	6,410,806
3 Total Salaries (Lines 1+2)	10,555,076	4,307,040	14,862,116
4 Athletically Related Student Aid	4,399,837	4,988,935	9,388,772
5 Recruiting Expenses	1,084,188	524,889	1,609,077
6 Operating (Game-Day) Expenses	7,884,931	2,491,853	10,376,784
7 Summary of Subset Expenses (Lines 3+4+5+6)	23,924,032	12,312,717	36,236,749
8 Total Expenses for Teams	34,899,404	17,158,481	52,057,885
9 Total Expenses for Teams Minus Subset Expenses (Line 8 – Line 7)	10,975,372	4,845,764	15,821,136
10 Not Allocated Expenses			36,865,676
11 Grand Total Expenses (Lines 8+10)			88,923,561
12 Total Revenues for Teams	85,791,413	4,468,001	90,259,414
13 Not Allocated Revenues			1,411,199
14 Grand Total Revenues (Lines 12+13)			91,670,613
15 Total Revenues for Teams minus Total Expenses for Teams (Line 12- Line 8)	50,892,009	-12,690,480	38,201,529
16 Grand Total Revenues Minus Grand Total Expenses (Line 14- Line 11)			2,747,052

To return to a data entry screen, click on the link in the Navigation Menu.

To proceed to the Supplemental Information screen, click on the link in the Navigation Menu or click on the "Next" button on this screen.

Institution: University of Georgia (139959)

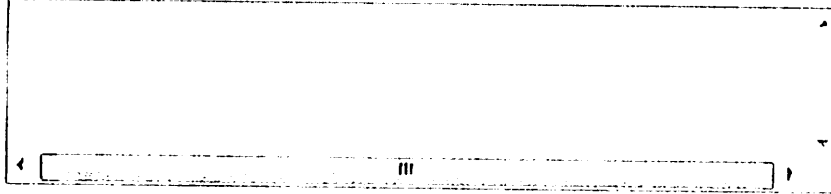
User ID: E1399591

Supplemental Information (optional)

This screen may be used to help the reader better understand the data you have provided, or to help a prospective student-athlete make an informed choice of an athletics program.

This information will be viewable on the EADA public website. Please do not include the names of individuals or write messages to the help desk.

To explain specific data entered on a previous screen, please use the caveat box on that screen.



[Print Form\(s\)](#)

[Get PDF File](#)

[Go Back](#)