



PRINCE WILLIAM

Police Department

ANNUAL REPORT 2021



A NATIONALLY ACCREDITED LAW ENFORCEMENT AGENCY



MISSION & VALUES

The Prince William County Police Department is responsible for effectively and impartially enforcing the law while serving and protecting the community.

We believe integrity, honesty, and equality in the delivery of all police services is essential to building cooperation and trust with the community.

We strive to always achieve these values through a shared responsibility of accountability, transparency, and respect.



ANNUAL REPORT: CONTENTS

<u>COUNTY AT-A-GLANCE</u>	4
<u>MESSAGE FROM THE CHIEF OF POLICE</u>	7
<u>DEPUTY CHIEF OF POLICE</u>	8
<u>POLICE DEPARTMENT QUICK FACTS</u>	10
<u>PERFORMANCE MEASURES</u>	11
<u>ANIMAL SERVICES CENTER</u>	12
<u>ORGANIZATIONAL CHART</u>	14
<u>PATROL SERVICE DISTRICTS</u>	15
<u>LEADERSHIP IN 2021</u>	16
<u>POLICE DEPARTMENT DIVISIONS</u>	17
<u>INAUGURAL COMMUNITY FAIR</u>	22
<u>RECRUITMENT EFFORTS</u>	24
<u>PEER SUPPORT EARNS ACCREDITATION</u>	26
<u>TECHNOLOGY ADVANCEMENTS: sUAS</u>	27
<u>AWARDS & RECOGNITIONS</u>	28
<u>COMMUNITY ENGAGEMENT & OUTREACH</u>	30
<u>MEMBER HIGHLIGHTS</u>	34
<u>SOCIAL MEDIA CORNER</u>	36
<u>IN MEMORIAM</u>	40
<u>CRIME STATISTICS</u>	42
<u>COMPLAINTS & USE OF FORCE</u>	66



COUNTY GOVERNMENT

AT-A-GLANCE

COUNTY EXECUTIVE	CHRISTOPHER MARTINO
COUNTY BUDGET	\$2.597 Billion*
COUNTY EMPLOYEES (FTE)	4,989.41*
SIZE OF COUNTY	347.33 SQUARE MILES
POPULATION ESTIMATE	490,250
MEDIAN HOUSEHOLD INCOME	\$107,707
MEDIAN HOME VALUE	\$390,500

**Figures based on FY-2021 adopted budget.*

2021 BOARD OF COUNTY SUPERVISORS

CHAIR-AT-LARGE	ANN WHEELER
BRENTSVILLE DISTRICT	JEANINE LAWSON
COLES DISTRICT	YESLI VEGA
GAINESVILLE DISTRICT	PETE CANDLAND
NEABSCO DISTRICT	VICTOR ANGRY
OCCOQUAN DISTRICT	KENNY BODDYE
POTOMAC DISTRICT	ANDREA BAILEY
WOODBIDGE DISTRICT	MARGARET ANGELA FRANKLIN

POPULATION	MEDIAN AGE	AVERAGE FAMILY SIZE
490,250	35.4	3.65
TOTAL HOUSING UNITS	MEDIAN TRAVEL TIME	
159,255	39.8	
VIRGINIA POPULATION	VIRGINIA LOCALITIES	POPULATION RANKING
8,642,274	133	#2


Data provided from the [2020 Census](#) and [Prince William County Department of Information Technology](#).

2021



**PRINCE
WILLIAM
COUNTY**
Government
Center

**PRINCE
WILLIAM**
Police






PRINCE WILLIAM

Police Department



ANNUAL REPORT



CHIEF'S MESSAGE

CHIEF PETER NEWSHAM

On behalf of the dedicated men and woman of the Prince William County Police Department, I am pleased to present our community with the **2021 Annual Report**. It has been my distinct honor to serve as your police chief this past year as I mark my one-year anniversary with the agency on February 1, 2022.

As our community continues to recover from the COVID-19 pandemic, the officers of this department have remained committed to providing the very best police service to our residents, visitors, and business owners. This level of professional service continues to receive high marks in community surveys.

Our commitment to our community is reflected in our mission which was revamped in 2021 to align more with our core principles in building strong community partnerships through accountability, transparency, and respect. In September 2021, the police department hosted an inaugural community fair that centered on this effort. We have also many significant strides in increasing transparency by releasing data on use of force and complaints.

As we look to the future, I see the Prince William County Police Department becoming more reflective of the community we serve. Our recent graduating class in December 2021 was not only one of the largest for the agency, but one reflecting a great deal of diversity. We value these goals as a law enforcement agency of continuing towards strengthening our inclusive, diverse culture.

By reflecting those we serve and continuing to provide the very best police service, we inspire others to join us in keeping Prince William County a safe community for all.

I look forward to our continued work together and the successes to come in 2022.





DEPUTY CHIEF

DEPUTY CHIEF JARAD PHELPS



The **Deputy Chief of Police** is the second highest commanding officer of the Department and assists the Chief of Police in providing efficient and effective police services to the residents and visitors of Prince William County.

The Deputy Chief aides in the planning and direction of Department activities and has the final authority in all matters of policy, operations, and discipline as designated by the Chief of Police. The Deputy Chief also oversees all bureaus under the Department's four divisions.

Lieutenant Colonel Jarad Phelps was named Deputy Chief in November 2019. Deputy Chief Phelps briefly served as Acting Chief of Police following the retirement of Chief Barry Barnard in July 2020 until the appointment of Chief Peter Newsham in February 2021.

Deputy Chief Phelps is a native of Prince William County with over 25 years of law enforcement experience. Phelps joined the Police Department in 1996, beginning his career in patrol assigned to the Operations Division. Over the course of his career, Phelps served in several positions and on multiple part-time teams across the agency through the rank of Lieutenant. In 2014, Phelps was promoted to the rank of Captain where he served as the commander in multiple assignments.


Just prior to his role as Deputy Chief, Phelps was promoted to the rank of Major in 2017 where he was assigned to oversee the Operations Division during a critical time as the Police Department was establishing a third patrol district.

Deputy Chief Phelps holds a master's degree from George Mason University and an undergraduate degree from James Madison University. Phelps has attended numerous leadership and senior management schools including the FBI National Academy.

2021



PRINCE WILLIAM
Police

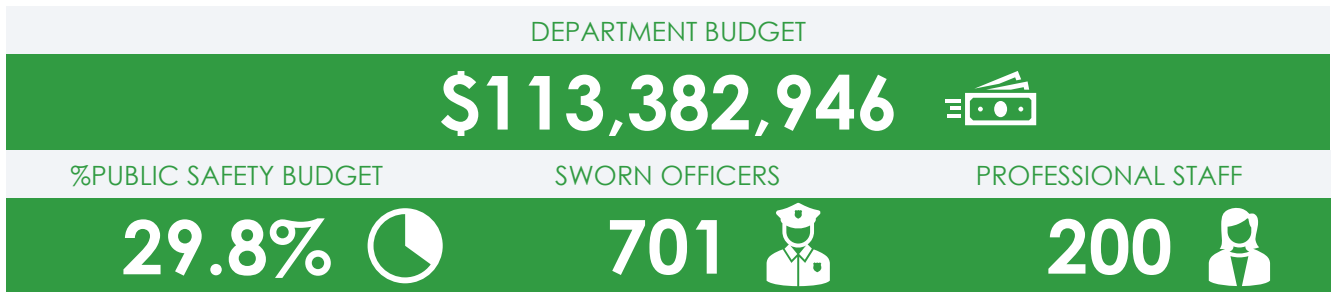


ANNUAL REPORT



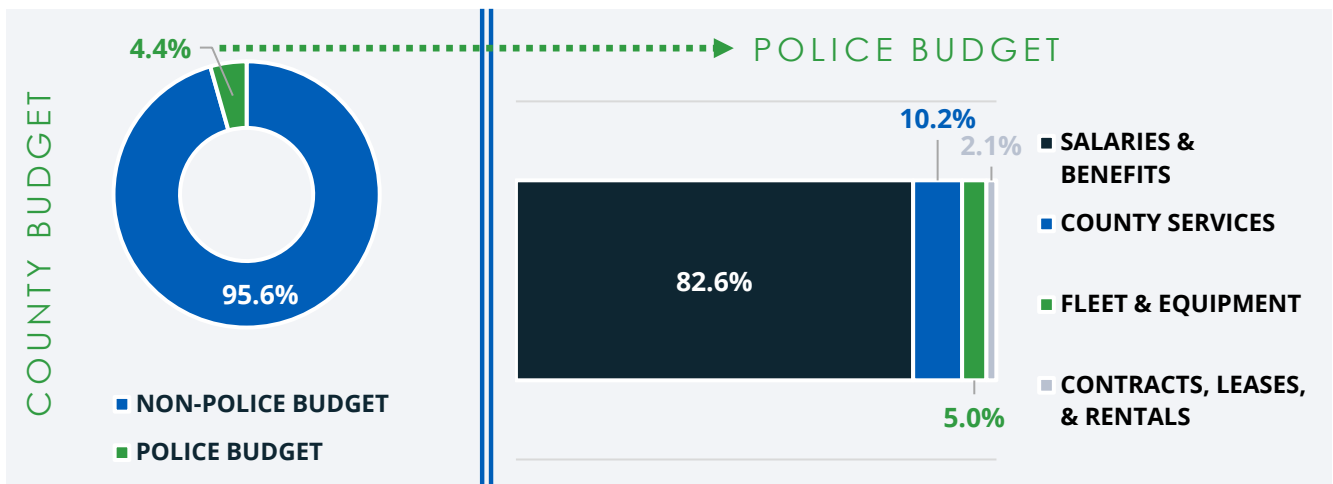
DEPARTMENT QUICK FACTS

POLICE BUDGET

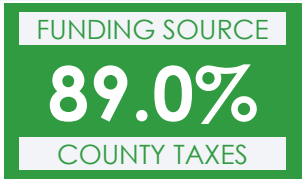


Data provided from the *Prince William County Office of Management & Budget*.

EXPENDITURES BREAKDOWN | FY21-ADOPTED BUDGET



The Police Department is committed to its culture and reputation of integrity and fair and impartial policing. This requires attracting and retaining excellent and diverse staff, building the leadership of the department, being proactive in addressing issues with all stakeholders, continuing with our community outreach programs, and maintaining the public trust in partnership with a growing and diverse county. With efforts, such as the Citizen’s Advisory Board and Body-Worn Camera Program, coupled with training, policies, and procedures reflective of community values, we can strengthen community trust, transparency, and accountability.



PERFORMANCE MEASURES

Figures based on actual data for FY-21.




COMMUNITY ENGAGEMENT

- COMMUNITY WATCH GROUPS | **628**
- COMM ENGAGEMENT PROGRAMS | **95**

PERSONNEL BUREAU

- APPLICATIONS RECEIVED | **861**



CALLS FOR SERVICE

- TOTAL | **160,217**
- AVG. RESPONSE TIME | **5.09 minutes**

TRAINING TOTALS

- IN-SERVICE HOURS | **29,281**
- BASIC TRAINING HOURS | **53,862**



POLICE FLEET

- MILES DRIVEN | **6.329M**
- POLICE VEHICLES | **641**



ANIMAL SERVICES CENTER

SHELTER PROGRESS REPORT

The new **Prince William County Animal Shelter** partially opened in November 2021, and animals are now housed in new quarters of the roughly 28,000-square-foot building.

Phase I of the \$16.7-million facility includes administration sections of the building and non-public areas. Phase II, scheduled for completion in March 2022,

will include dog and cat adoption housing, adoption dog play yards, adoption cat and dog visiting rooms, a small mammal room, a bird room, a reptile room, and three cat group housing areas.

In addition to its size and amenities, the new shelter will be safer for the animals. Wall and floor surfaces of the new shelter are made of impervious, easily cleaned materials. The heating, air conditioning, and ventilation system will also help keep the shelter clean.

The existing 6,600-square-foot shelter, which opened in 1975, will be demolished to make room for employee parking, equipment storage, and a barn to house larger animals.

The new shelter will be considerably more spacious and a much more inviting atmosphere than the existing space for not only visitors, but also the animals themselves. A skylight will provide natural lighting that contributes to the health of the animals.



Adoptions will continue as Phase II is completed.

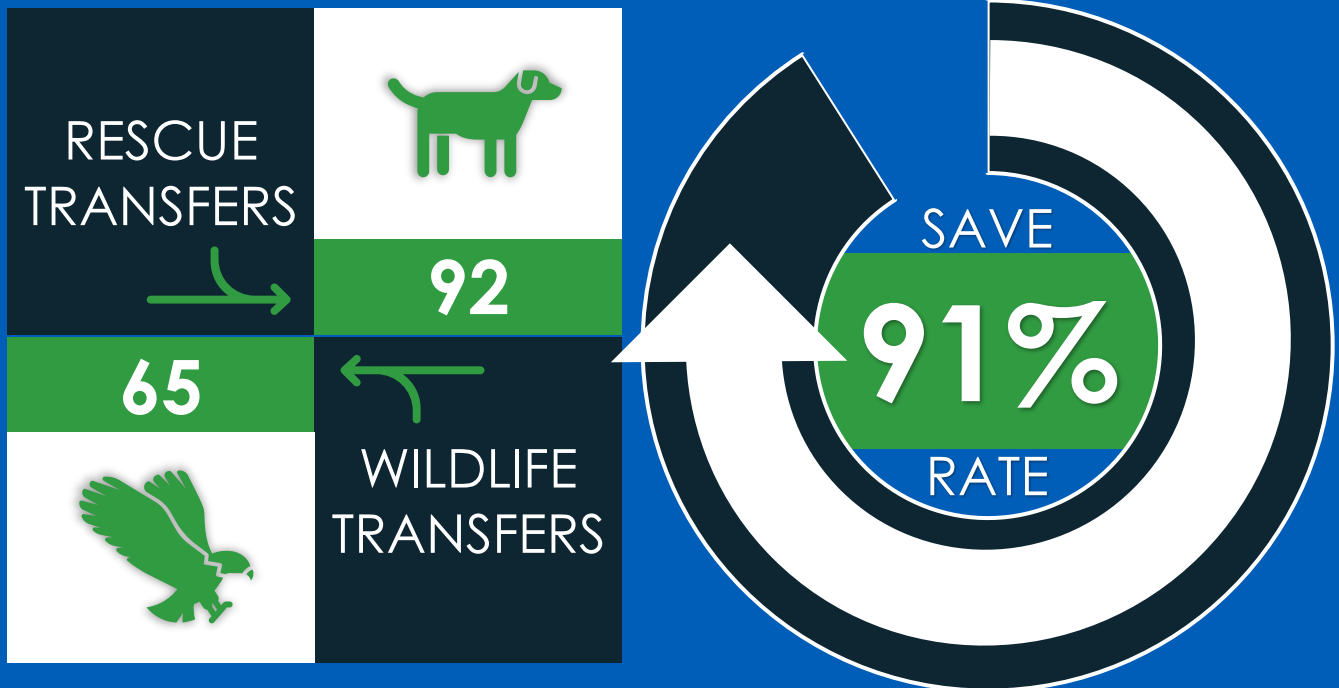
Please visit our [website](#) to learn more about the shelter and the animals available for adoption.

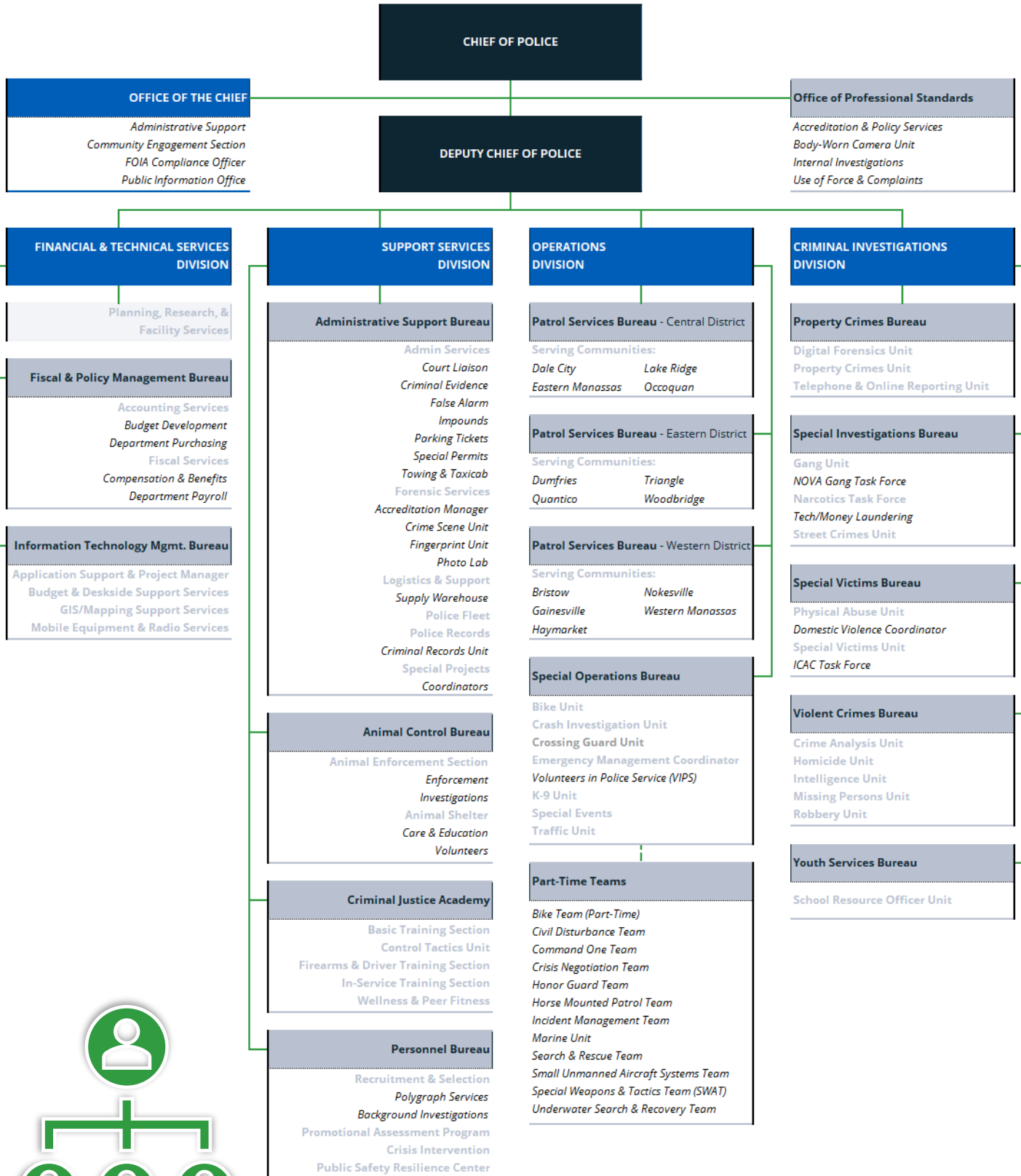
Project updates and photo courtesy of [PWC Office of Communication](#).



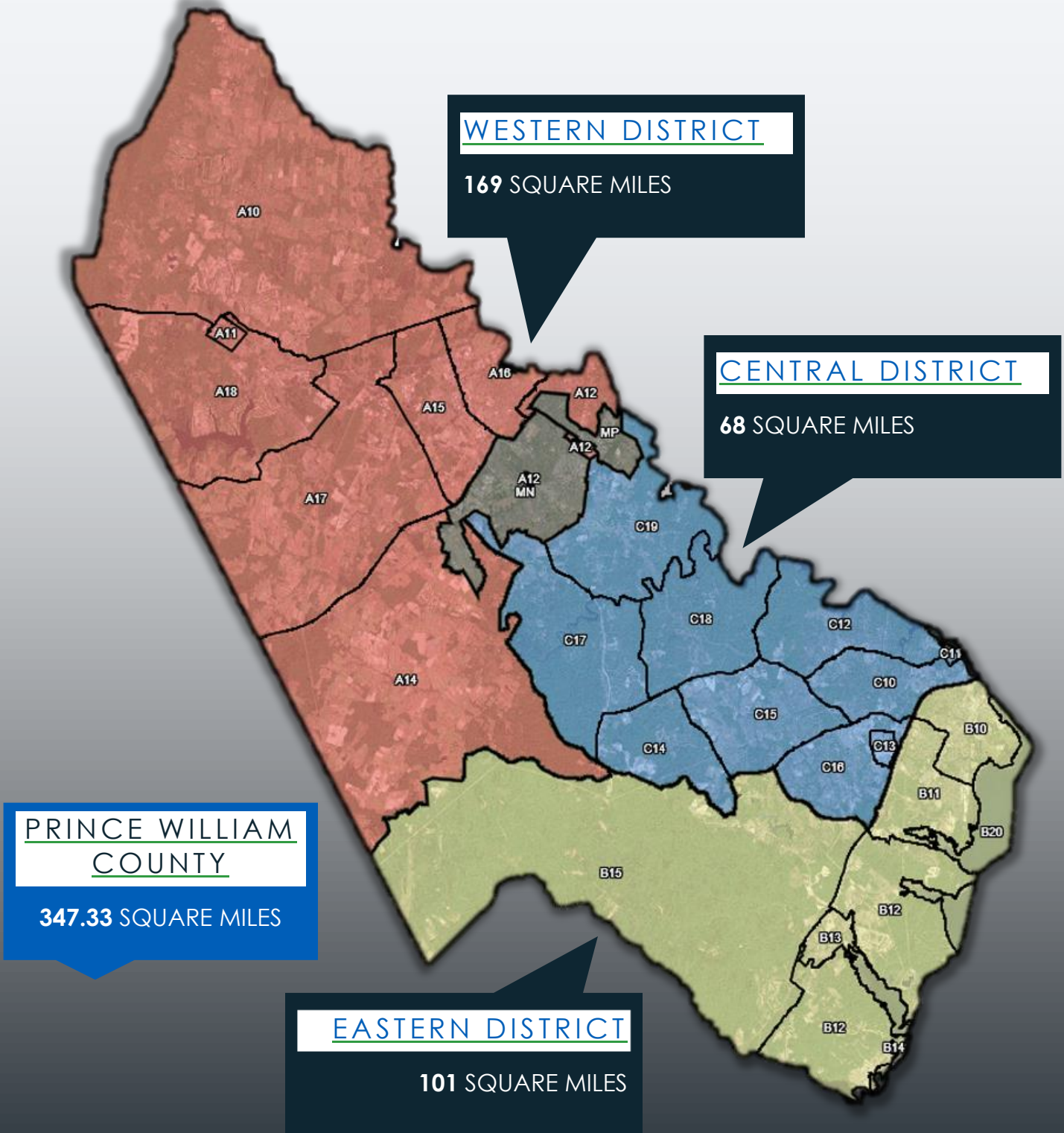
SHELTER SNAPSHOT

NEW ANIMAL SERVICES CENTER
PHASE I OPEN | NOVEMBER 2021





PATROL SERVICES AREAS





LEADERSHIP IN 2021

	AGENCY HEADS
CHIEF OF POLICE	PETER NEWSHAM
DEPUTY CHIEF OF POLICE	JARAD PHELPS

	OFFICE OF THE CHIEF
CHIEF OF STAFF	MATTHEW BROMELAND
PROFESSIONAL STANDARDS	DAVID BURGHART

	CRIMINAL INVESTIGATIONS DIVISION
ASSISTANT CHIEF	KEVIN HUGHART
DEPUTY DIVISION COMMANDER	THOMAS GARRITY
DEPUTY DIVISION COMMANDER	NEIL MILLER

	FINANCIAL & TECHNICAL SERVICES DIVISION
ADMINISTRATIVE CHIEF	THOMAS PULASKI

	OPERATIONS DIVISION
ASSISTANT CHIEF	SHANA HRUBES
PATROL SERVICES: CENTRAL DISTRICT	RUBEN CASTILLA
PATROL SERVICES: EASTERN DISTRICT	JOE ROBINSON
PATROL SERVICES: WESTERN DISTRICT	JACQUES POIRIER
SPECIAL OPERATIONS	EILEEN WELSH

	SUPPORT SERVICES DIVISION
ASSISTANT CHIEF	DAWN HARMAN*
ADMINISTRATIVE SERVICES	DAVID BASSETT
ANIMAL CONTROL	ANTHONY CLEVELAND
PERSONNEL	DAVID SMITH
TRAINING ACADEMY	PHILIP CECERE, JR.

*Retired December 1, 2021.

OFFICE OF THE CHIEF

CHIEF OF STAFF MATTHEW BROMELAND

The **Office of the Chief** oversees the daily operations of the Chief's Office, as well as leading, facilitating or monitoring assigned special projects and representing the Office of the Chief on committees. The Chief of Staff also coordinates with Administrative Support, oversees responses to Freedom of Information Act (FOIA) requests, and serves as the commander of the Peer Support Team. Additionally, the Chief of Staff oversees:



The **Community Engagement Section** which is responsible for the Department's community outreach efforts including crime prevention, watch programs, and community liaison needs. Community Engagement also oversees the Chaplain Program and coordinates the Community Police Academy.

The **Public Information Office** which is responsible for coordinating news releases to the media regarding Department activities and criminal investigations, maintaining the Department's website and social media presence, and producing internal and external publications such as the Annual Report.

COMMUNITY MEETINGS ATTENDED

MEDIA INTERVIEWS CONDUCTED

195 

76 

COMMUNITY ENGAGEMENT

PUBLIC INFORMATION

The **Office of Professional Standards** also falls under the Office of the Chief and reports directly to the Chief of Police. This office investigates allegations of misconduct by Department personnel and all use-of-force incidents. This office also oversees Accreditation and Policy Services and the Body-Worn Camera Unit.



OPERATIONS

ASSISTANT CHIEF SHANA HRUBES



The **Operations Division** is responsible for maintaining police officers in constant operational readiness for immediate response to any call for service requiring police presence. Nearly two-thirds of the Department’s personnel are assigned to the Operations Division, which includes the Patrol Services Bureau and the Special Operations Bureau.

The **Patrol Services Bureau** provides 24-hour patrol officer coverage throughout the County and parking enforcement needs at the district level. Patrol officers are the first response to any type of police call for service and are prepared to respond to any emergency. The Bureau is divided into three patrol districts, the **Central District**, the **Eastern District**, and the **Western District**.

The **Special Operations Bureau** manages the activities of the Department’s specialized operational units which include the Bike Team, Crash Investigation Unit, Crossing Guard Unit, K-9 Unit, Special Events, Traffic Enforcement Unit (Motors), and the Emergency Management Coordinator.

The Division also manages part-time teams and units including: the Civil Disturbance Team, Crisis Negotiation Team, Command One Team, Honor Guard Team, Horse Mounted Patrol Unit, Incident Management Team, Marine Unit, Search and Rescue Team, Small Unmanned Aircraft System Team, Special Weapons and Tactics (SWAT) Team, and Underwater Search and Recovery Team.



CRIMINAL INVESTIGATIONS

ASSISTANT CHIEF KEVIN HUGHART

The **Criminal Investigations Division** investigates major criminal offenses and manages the Department's juvenile education programs. Falling within the Criminal Investigations Division are the Property Crimes, Special Investigations, Special Victims, Violent Crimes, and the Youth Services Bureaus.

The **Property Crimes Bureau** investigates major offenses against property such as burglaries, larcenies, vehicle theft, and identity-fraud crimes. The Digital Forensics Unit and telephone/online reporting also falls under this bureau.

The **Special Investigations Bureau** investigates drugs, gambling, prostitution, street-level crimes, and gang-related crimes. The bureau is also a member of a regional narcotics task force working on major drug conspiracy cases that affect Prince William County and region.

The **Special Victims Bureau** investigates major offenses against persons such as rapes, sexual assaults, human trafficking, and domestic violence complaints. The bureau also works with the Internet Crimes Against Children task force to investigate crimes involving children, including child pornography.

The **Violent Crimes Bureau** investigates major offenses against persons such as robbery, homicide, aggravated assaults, missing persons, and intelligence gathering efforts. The Crime Analysis Unit also falls under this bureau.

The **Youth Services Bureau** oversees the School Resource Officer (SRO) Program for the department. This bureau is one of the largest in the division, assigning sworn resource officers to all County middle and high schools.



TELE-SERVE/ONLINE REPORTS*

2,198



SRO HOURS IN SCHOOL

11.3K



*Data provided based on fiscal year numbers.



SUPPORT SERVICES

ASSISTANT CHIEF DAWN HARMAN



The **Support Services Division** provides support services to the Office of the Chief and other divisions. Falling within the Support Services Division are the Administrative Services Bureau, Animal Control Bureau, Criminal Justice Academy, and the Personnel Bureau.

The **Administrative Services Bureau** handles all evidence and property coming into the possession of the Department, Criminal Records, Licensing Services, Forensic Services, Logistics, and Fleet Management, among other areas. The bureau also conducts background checks and facilitates fingerprinting services.

The **Animal Control Bureau** oversees the enforcement animal welfare laws, conducts animal education seminars, houses stray and unwanted animals in a clean and safe environment, and coordinates the adoption of housed animals.

The **Criminal Justice Academy** conducts all basic, control tactics, in-service, and leadership training for police officer candidates and certified police officers, including firearms and emergency vehicle operations. The academy also oversees the department's Wellness & Peer Fitness efforts.

The **Personnel Bureau** is responsible for the recruiting, processing, and selection of applicants to the Department, physical examinations, and supervision of the polygraph function. The bureau also oversees the department's Crisis Intervention services including the Co-Responder Unit and serves as a liaison to the Public Safety Resilience Center.



FINANCIAL & TECH. SERVICES

ADMINISTRATIVE CHIEF THOMAS PULASKI

The **Financial & Technical Services Division** provides additional internal services to the Police Department including financial and technical support. Falling within the Financial & Technical Services Division are the Fiscal and Policy Management Bureau and the Information Technology Management Bureau. Planning, Research, and Facility Services also falls under this division.

The **Fiscal and Policy Management Bureau** is responsible for fiscal services, budget development, compensation, benefits, police purchasing, and accounts payable.

The **Information Technology Management Bureau** is responsible for mobile data computer application and software support services, computer aided dispatch and records management systems application support services, mobile data wireless application and desk side support, and GIS applications services.



INITIATIVES FOR FY21 BUDGET INCLUDED:

- 1) The expansion of the police and community services Co-Responder Program by adding three positions, the necessary equipment, and the vehicles from the department to expand coverage.
- 2) Provide funding to ACTS to fund a Domestic Violence Specialist position to manage the overall operations of the Lethality Assessment Program.

POLICE EXPENDITURES*

TECHNOLOGY PROJECTS*

PROJECTS & STUDIES*

6.7M 

5 

6 

FISCAL & POLICY MGMT

IT MANAGEMENT

PLANNING/FACILITY SERVICES

**Data provided based on fiscal year numbers.*



COMMUNITY FAIR

On September 25, 2021, the Police Department hosted an inaugural **Community Fair** at the Sean Connaughton Plaza located on the grounds of the McCoart Complex. The Department invited a variety of organizations from across the County and within the community to set up tables and booths where residents could learn more about the different organizations and the services offered. The fair included displays from the Police Department and other County agencies, food trucks, live music, face painters, balloon animals, activities for children, and more.

During the opening ceremony, Chief Peter Newsham stated, *"This is our inaugural community fair. Last year [2020], the Prince William County Police Department began participating in the Virginia Department of Criminal Justice Services-Investment in Community and Law Enforcement Partnership initiative. The goal of this initiative was to improve community and police relations, and to expand police recruitment to our diverse communities here in Prince William County."*

"As a result of result of this group's hard work, the Prince William County focus group came up with a concept of [the] community fair," Newsham added. *"The concept was to create a fair that was specific to Prince William County that fosters lasting relationships with our diverse community by bringing together members of our law enforcement and citizens in a safe, trusting environment that includes diverse food, music, and children's entertainment."*

Displays from the Police Department included members of the Horse Mounted Unit, Underwater Search & Rescue Team, Small Unmanned Aircraft Systems Unit, Animal Control and Shelter, Community Engagement, Recruitment, Bike Team, and other.

The day coupled with numerous attendees and support from community partners, beautiful weather and comfortable temperatures marked the event's success in celebrating diversity and unity in Prince William County. We look forward to hosting additional events of this nature moving forward.

To view a video from this event, please visit the [County YouTube page](#).

2021



PRINCE WILLIAM





RECRUITMENT EFFORTS

When Chief Peter Newsham joined the Prince William County Police Department in February 2021, one of his top priorities was to diversify the agency to better mirror the demographics of our community. The Police Department was already in the process of working with the Police Executive Research Forum (PERF) to examine and study the agency's **recruitment efforts**. In June 2021, the study was completed with many of the recommendations being instituted.

The Department recognized the need to diversify our ranks to ensure we are reflective of the community we serve. The review conducted by PERF identified three major intercepts in our efforts to recruit and hire minority applicants: 1) eligibility requirements, 2) application process, 3) and physical testing.

Regarding eligibility requirements, the Department has always maintained strong hiring standards; however, considerations were given to enhance and improve our efforts by revamping the financial section of the process, which may have indirectly shown disparities within certain minority groups. Additionally, the Department has sought to clarify eligibility for guidelines online which were initially found to be ambiguous and open to interpretation.

The application process was also examined and was found to be overly extensive, potentially discouraging candidates to complete the process. In response, the Department streamlined or removed requirements which were irrelevant to modern day needs. The previous 31-page Personal History Statement was condensed to nine pages and a software system was purchased to utilize online forms and allow for better data analysis.

Lastly, the Department reviewed physical testing and decided to use this part of the process as a benchmark of overall fitness from an injury prevention standpoint, rather than a pass/fail portion of the overall process. This change has had an immediate impact on the success of hiring otherwise qualified applicants.

A full listing of all recommendations and actions followed is available on our [website](#).

2021





PEER SUPPORT

In October 2021, the Police Department's **Peer Support Team** earned official accreditation from the Virginia Department of Health. The process through which a team may seek accreditation is extremely rigorous, and the team must meet several training and operations standards. Holding this accreditation status also means that the team is one of a select few that may provide their services to other jurisdictions through the Emergency Management Assistance Compact (EMAC) or through other emergency requests as needed.

The Police Department's Peer Support Team was established to assist our members who, in the course of their duty, may become involved with a critical incident that may provoke an emotional reaction. After such incidents, the emotions experienced by members may have the potential to interfere



with their ability to function, either at the scene or after the incident. The Peer Support Team is comprised of members who volunteer their time and service and choose to serve in this challenging, yet rewarding and necessary role.

On behalf of the entire Police Department, we wish to congratulate the team, and its dedicated members for their hard work and commitment to serving the agency and one another. This achievement is a testament to the quality of the team's members and the Department's continued efforts of improving wellness and resiliency amongst our members.



To learn more about the Police Department, visit our [website](#).

TECHNOLOGY: sUAS


In 2021, the Police Department launched a new part-time unit utilizing **Small Unmanned Aircraft Systems (sUAS)**. The use of sUAS has increased amongst law enforcement agencies as an effective tool in many vital areas of public safety, due to their ability to protect the community, as well as officers. The Department has followed the development of sUAS technology over the years and recognized the benefits of implementing such a program in the county.



This cutting-edge technology is a useful and life-saving tool that can be deployed in certain situations. The sUAS can provide an aerial view to assist in traffic crash reconstruction, and helps officers locate lost individuals or people in crisis who may need immediate attention. These devices help keep

officers at a safe distance from potential threats, while allowing officer to obtain critical intelligence on a situation. Because of their size, the sUAS can be carried in a patrol car and quickly deployed at an incident by the Department's trained and licensed pilots.

The Department recognizes the privacy concerns in using this equipment, and only deploys sUAS in situations authorized by law. All sUAS deployments abide by legal requirements and guidelines, including FAA regulations, the Code of Virginia, and Department policy. Although the sUAS program is still new, benefits have already been achieved, particularly for documenting the scene of traffic crashes involving fatalities. The Department anticipates that sUAS will be invaluable in other areas as well, such as search and rescue missions, locating missing and endangered persons, hostage or barricade situations, and crime scene documentation.





AWARDS & RECOGNITIONS

COLOR/HONOR GUARD RECOGNITION

The Prince William County Joint Honor Guard Team, consisting of the Police Department and Sheriff's Office, were recognized by receiving first place in the Daly City Fourth of July Parade.

FAITHFUL SERVANTS AWARD

Members of the Divine Word International Ministries honored many in the community to include the Prince William County Police Department for their service during the COVID-19 pandemic.

MUTUAL AID RECOGNITION

D.C. Metropolitan Police Chief Robert Contee recognized members of the Civil Disturbance Unit for their response and assistance during the Jan. 6 incident at the U.S. Capitol building.

NACo ACHIEVEMENT AWARD

Members of the Co-Responder Unit, a joint venture between the Police Department and Community Services, received the 2021 Achievement Award from the National Association of Counties for their dedication and commitment to serving and helping mental health consumers and those experiencing a crisis.

SPECIAL OLYMPICS VIRGINIA "UNsung HERO" AWARD

Officer L. Dean received the Sergeant Kenny Fields Memorial "Unsung Hero" Award from Special Olympics Virginia for his outstanding contributions to the Virginia Law Enforcement Torch Run.

U.S. POLICE CANINE ASSOC. (USPCA) REGION 3 PD1 TRIALS

A total of 27 K-9 teams participated from within the region, including some teams from Illinois and the Carolinas. The K-9 Teams were tested and judged on agility, obedience, combined search, and criminal apprehension. Prince William County scored very well, earning two spots in the National Trials, and earned the top three highest scores from a participating agency with additional placements in criminal apprehension, combined searches, obedience, and overall.

MADD LAW ENFORCEMENT AWARD

Seven Department members were honored by the Virginia chapter of Mothers Against Drunk Driving (MADD). Additionally, Officer C. Mason was recognized for having the most DUI/DUID arrests in Virginia in 2020.

VALOR AWARDS, PRINCE WILLIAM CHAMBER OF COMMERCE

Seventy-four Department employees earned Valor Awards during the Prince William Chamber of Commerce Valor Awards for bravery and valor in the conduct of their duties.

VALOR AWARDS, VIRGINIA ASSOC. OF CHIEFS OF POLICE

Several members of the Police Department received 2021 and 2020 Awards for Valor from the Virginia Association of Chiefs of Police (VACP). Due to the COVID-19 restrictions on gatherings that were in place last year, the 2020 awards were recognized in 2021.



VIRGINIA ATHLETIC TRAINERS' ASSOCIATION AWARD

Ms. K. Grover received the 2021 Clinical & Emerging Practice Athletic Trainer of the Year award from the Virginia Athletic Trainers' Association for her work helping Department members preventing and overcome injuries to return to duty.

WRAP DUI ENFORCEMENT AWARD

Officer W. Ward received this award from the Washington Regional Alcohol Program (WRAP) for his dedication to DUI and DUID enforcement.





COMMUNITY ENGAGEMENT

Community Engagement is essential in any law enforcement organization. Through direct engagement between police staff and our residents and business owners, we can build lasting relationships amongst our community, while at the same time, enhancing public trust with police. Listed here are a few opportunities where our residents can engage with their Police Department.

CADET PROGRAM

This program was established for the purpose of providing training and experience in the field of law enforcement to young adults, 18 to 21 years of age, who have an interest in pursuing a law enforcement career with the Police Department.

CITIZEN'S ADVISORY BOARD (CAB)

The CAB offers a chance for our community to have direct input and contact with Police Department leadership to help maintain an open dialogue with our stakeholders and improve the relationship between the Department and our community.

COMMUNITY POLICE ACADEMY (CPA)

The CPA gives residents an overview of the Police Department. Attendees gain a better understanding of the operation of the Department, and a greater awareness and appreciation of the challenges and decisions faced by police officers each day.

LAW ENFORCEMENT OFFICERS EXPLORER PROGRAM

This program provides youth with the knowledge of the law enforcement function in their community and gives participants an idea of day-to-day police operations. Involvement in the program establishes an awareness of the complexities of police service.

RIDE-ALONG PROGRAM

This program allows for residents to ride along with an on-duty police officer during their patrol shift. The Ride-Along program fosters a better understanding of the challenges, hazards, and rewards of a police officer's role in the community.

STUDENT INTERNSHIP PROGRAM

This program assists undergraduates in meeting their college academic requirements while enhancing classroom learning through real work experiences in their chosen field by helping to gain insight into whether law enforcement is the right career choice.

VOLUNTEERS IN POLICE SERVICE (VIPS)

VIPS help to increase police responsiveness, service delivery, information input, and they provide new program opportunities. In addition, volunteers can bring new skills and expertise to the job and prompt new enthusiasm.



Police Explorers



Community Police Academy



Citizen's Advisory Board



Cadet Program



COMMUNITY OUTREACH

Just as important as community engagement, is our **Community Outreach** efforts. Unfortunately, the ongoing COVID-19 pandemic had an impact on some of these events in 2021. The Department has transitioned most of our community outreach events back to in-person. Here are some of those events our community can expect in the future.

[COFFEE/CONE WITH A COP](#)

These events invite community members to have coffee or ice cream at different locations in the County to discuss community safety and neighborhood concerns.

[FACEBOOK LIVE](#)

These community forums allow for Department members to speak directly to the community. Residents can address issues and bring up concerns with police staff.

[NATIONAL NIGHT OUT](#)

This yearly event is a chance for community members and business owners to promote partnerships and neighborhood camaraderie to build safer communities.

[NEIGHBORHOOD/WORSHIP WATCH](#)

Whether it is your neighborhood or place of Worship, the Department offers opportunities, training, and guidance to make our community safer.

[SANTA COPS](#)

This program, with the FOP – Battlefield Lodge, pairs children and officers for a day of shopping during the holidays. This is a great opportunity to show a positive side of police.

[SANTA RIDE](#)

Members of the Motor Unit, and Santa, visit several elementary schools to see children during the holidays encouraging positive interactions with our community's youth.

SPECIAL OLYMPICS OF VIRGINIA

The Department partners with the Special Olympics for the Torch Run, Plane Pull, and Polar Plunge. These events help to raise funds and awareness for an important cause.

TRUNK OR TREAT

“Trunk or Treat” is held in October at Manassas Mall featuring law enforcement agencies from the area to hand out candy to children in a safe environment.





MEMBER HIGHLIGHTS

Throughout the year, the Police Department recognizes the actions of our officers that go above and beyond the call of duty. A committee of peers in each of the three patrol districts are select these officer(s) to receive recognition as the **“Officer(s) of the Month”**.

Here are just a few examples of situations our officers faced in 2021. Their actions and quick thinking undoubtedly saved lives and are worthy of recognition.

These officers represent the 125 members who were named as “Officer(s) of the Month” for their respective district in 2021.

[CENTRAL DISTRICT](#) | Several Department members were recognized for their response and handling of a shooting that occurred at a home in the Manassas area on January 6, 2021. The incident stemmed from a domestic altercation where the suspect reportedly shot multiple family members inside the residence before fleeing the home. When officers arrived at the residence, the scene was understandably chaotic. Members utilized their trauma kits to render aid to the wounded and evacuated the victims to safety while the whereabouts and threat posed by the suspect were unknown. One victim died from their injuries, while the two others survived. The suspect was ultimately located in Fauquier County where he committed suicide after killing a passing motorist who had stopped to help the suspect after he crashed his vehicle.



[EASTERN DISTRICT](#) | Three officers received recognition for their response to a stabbing that occurred at an auto dealership in the Woodbridge area on June 23, 2021.

The incident was the result of an altercation between known parties. During the argument, the suspect stabbed the victim before both parties ran inside the business. Officers treated the victim for his injuries before he was transported to an area hospital. The victim survived and the suspect was apprehended.



[WESTERN DISTRICT](#) | Two supervisors were recognized for their handling of a case involving a woman who appeared to have been abducted by an acquaintance on April 30, 2021. During a video call with a third party, the suspect was seen stabbing the victim. The



victim and the incident were determined to have taken place in another jurisdiction. Prince William authorities were able to determine the location of the victim and contact was made with law enforcement authorities in that area who located the victim badly injured. The victim survived and the suspect was arrested.



SOCIAL MEDIA

The Police Department recognizes the need to keep the lines of communication open with our residents, business owners, and visitors to the County. The Police Department utilizes a variety of different **social media** platforms to inform and educate our community on topics such as serious incidents and traffic issues, safety resources and tips, and department recruiting and engagement events. These platforms also allow Department members to directly message with our community to address concerns and answer questions. Our robust social media presence includes Facebook, Twitter, Instagram, LinkedIn, NextDoor, and YouTube. The Police Department remains committed to our mission of building cooperation and trust with our community using social media.



109.4K



69.3K



9.7K



2021

PRINCE WILLIAM Police

Prince William County Police Department
May 14 ·

THIS WILL KNOCK YOUR SOCKS OFF! The Boys and Girls Club reached out to #PWCPD and passed on 100 pairs of brand new shoes that were donated by Under Armour. We gave the shoes to Occoquan Elementary School, our previous partners in the PALS program. The shoes will be gifted to those students who would benefit most. Thank you Boys and Girls Club, Under Armour, SROs Fontenot & Reimard, Cadet Kelly and Assistant Principal Knight for making this happen!



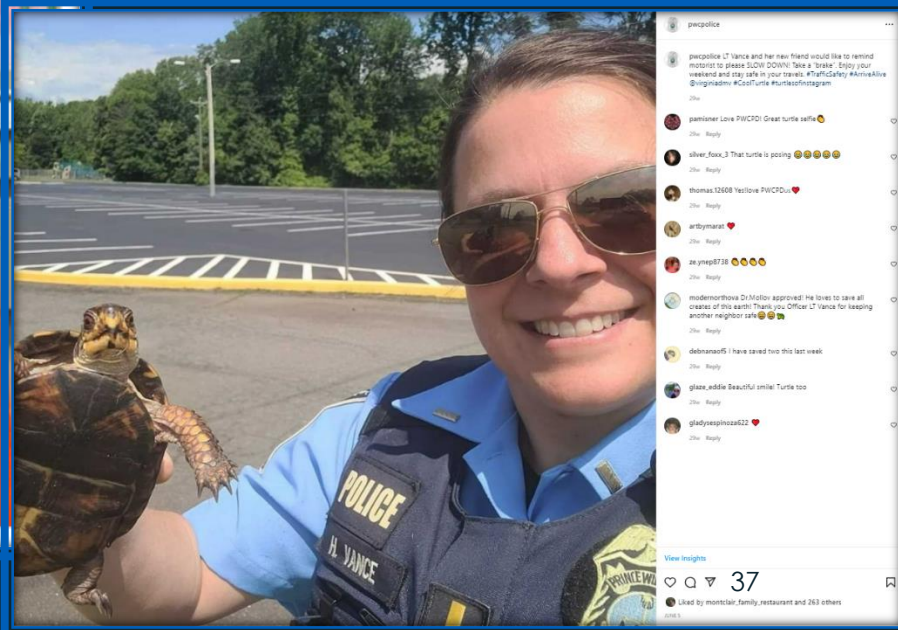
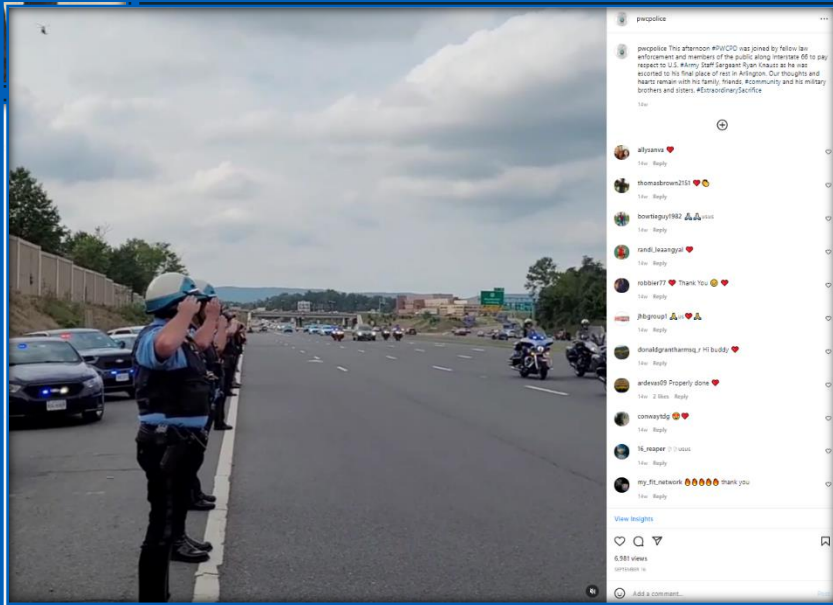
Prince William County Police Department
@PWCPolice

Congrats to #PWCPD OFC Dean, who received the SGT Kenny Fields Unsung Hero Award in honor of his outstanding contributions to #Virginia Law Enforcement Torch Run. Thank you Prince William County! With your help, Virginia Law Enforcement raised over \$800,000 for #SpecialOlympics.



Prince William County Police Department
@PWCPolice


Shout out to Ryan of #Nokesville School for leaving this gift for SRO Ellis. What a great way to start the day and finish up the week. PWC has the best students! Have a great Friday Prince William friends. #GetToKnowYourSRO #ActsOfKindness @PWCSNews





PRINCE WILLIAM Police Department

ANNUAL REPORT



2021

THANK YOU OFFICERS



PRINCE WILLIAM Police





IN MEMORIAM

ASHLEY GUINDON | February 27, 2016



Officer Guindon and two additional officers responded to a home on Lashmere Court in Woodbridge for a reported domestic altercation.

Unbeknownst to the officers, the suspect had already killed his wife inside the residence. Upon making contact with the suspect at the front door, he suddenly and without warning, pulled out a firearm and opened fire, striking all three officers. Additional responding officers took the suspect into custody without further incident and immediately rendered aid to the wounded officers. All three officers were taken to an area hospital where Officer Guindon died of her injuries. The two other officers were critically wounded.

Officer Guindon was sworn-in the day prior to this incident on February 26, 2016. This incident was the first call Officer Guindon responded to that evening.

CHRIS YUNG | December 31, 2012



Officer Yung was killed at the intersection of Nokesville Road and Piper Lane in Bristow while responding to a separate traffic crash in Nokesville. Another vehicle made a left-hand turn from northbound Nokesville Road into a shopping center, crossing in front of the officer's motorcycle, causing a collision. Officer Yung was transported to a local hospital where he died from his injuries.

Officer Yung was a U.S. Marine Corps veteran and served in Iraq during Operation Iraqi Freedom. He had served with the Prince William County Police Department for seven years and was assigned to the Traffic Unit.

Officer Yung was a member of Law Enforcement United and served as a motor escort officer during the annual ride. He was survived by his wife


and three children.

PHILIP "MIKE" PENNINGTON | November 22, 1990

Officer Pennington and other members of the Special Weapons and Tactics (SWAT) Team were attempting to serve a search warrant related to the shooting of a law-enforcement officer. As the SWAT team surrounded the home, Officer Pennington and other officers knocked on the door and identified themselves.

Upon entering the home, the suspect was seen inside armed with a handgun. Officer Pennington, the assistant team leader, attempted to negotiate with the suspect to get him to surrender his weapon. Without warning, the suspect revealed a high-powered assault rifle and fatally shot Officer Pennington. The assailant was killed moments later by another SWAT team member.

Officer Pennington was a member of the Department for 11 years and was part of the SWAT Team.


**PAUL "PETE" WHITE, JR.** | October 27, 1973

Officer White succumbed to injuries received six days earlier when he was involved in an automobile accident at the intersection of Route 234 and Route 15, in the Haymarket area.

He was responding to the scene of another accident when his vehicle struck a ditch, overturned, and caught fire.

Officer White had served with the Prince William County Police Department for two years and had previously served with the Metropolitan Police Department, in Washington, DC, for one year.

He was survived by his wife, parents, and two brothers.





CRIME STATS: CONTENTS

<u>CRIME STATS SNAPSHOT</u>	43
<u>NATIONAL INCIDENT-BASED REPORTING SYSTEM</u>	44
<u>CRIME RATE OVERVIEW</u>	45
<u>TOTAL CRIME OVERVIEW & BREAKDOWN</u>	46
<u>VIOLENT CRIME & HATE BIAS MOTIVATION</u>	48
<u>MURDER OVERVIEW</u>	50
<u>CRIMES AGAINST PERSONS</u>	51
<u>CRIMES AGAINST PROPERTY</u>	54
<u>CRIMES AGAINST SOCIETY</u>	57
<u>ARRESTS OVERVIEW & COMPARISON</u>	60
<u>REPORTABLE & FATALITY CRASH OVERVIEW</u>	62
<u>TRAFFIC ENFORCEMENT</u>	63
<u>MENTAL HEALTH OVERVIEW</u>	64
<u>ENDNOTES</u>	65

- - THE DATA CAPTURED IN THIS SECTION OF THE REPORT IS VALID AS OF FEB. 28, 2022 - -
DATA SUBJECT TO CHANGE

DISCLAIMER: Crime statistics and figures are known to change depending on the outcome of criminal investigations. The data detailed in this report represent a snapshot in time and was gathered in compliance with **National Incident-Based Reporting System** definitions and guidelines. As such, the number and categorization of offenses may differ when comparing the data over time. Crime data is collected by the Virginia State Police on a continual basis and updated accordingly. This data is made publicly available through the last published year on **Virginia State Police website**.

CRIME STATS SNAPSHOT

	2020	2021
COUNTY POPULATION	482,204	490,250
TOTAL CRIME	14,643	15,507
CRIME RATE*	30.4	31.6
TOTAL CRIMINAL ARRESTS	8,425	7,573
ADULT ARRESTS	7,564	7,100
JUVENILE ARRESTS	861	473
TOTAL TRAFFIC CITATIONS	23,490	18,741
TOTAL REPORTABLE CRASHES^	3,431	4,386
TOTAL CRASH FATALITIES	17	28
TOTAL CALLS FOR SERVICE (CFS)	163,354	160,217
CFS RESULTING IN A REPORT	15,725	18,810

*Based on total reported Group A Offenses per 1,000 residents based on County population.

^Reportable crashes as outlined under the Virginia Department of Motor Vehicles reporting guidelines.

COMMUNITY POLICING ACT

The **Community Policing Act**, which began July 1, 2020, requires law enforcement agencies to collect certain demographic data and other information related to vehicle stops and encounters by police. This data initially included the gender, race, ethnicity, and age of the driver only; the initial reason for the stop; whether the officer issued a summons or a warning, made an arrest, or took no enforcement action; if a person or vehicle were searched; and if an additional arrest was made.

Beginning July 2021, data collection was expanded to include not only drivers, but also passengers and pedestrians who encountered law enforcement. Additional information required to be collected expanded as well, which now includes whether the individual speaks English and if force is used by either the officer or individual stopped.

For a detailed breakdown of the Community Policing Act data for Prince William County, visit the [Virginia State Police website](#).



NIBRS OVERVIEW

Implemented to improve the overall quality of crime data collected by law enforcement, the **National Incident-Based Reporting System (NIBRS)** captures details on each single crime incident¹—as well as on separate offenses within the same incident—including information on victims, known offenders, relationships between victims and offenders, arrestees, and property involved in crimes.

Unlike data reported through the Uniform Crime Reporting (UCR) Program’s traditional Summary Reporting System (SRS)—an aggregate monthly tally of crimes—NIBRS goes much deeper because of its ability to provide circumstances and context for crimes like location, time of day, and whether the incident was cleared.

As recommended by professional law enforcement organizations, the FBI has made nationwide implementation of NIBRS a top priority because NIBRS can provide more useful statistics to promote constructive discussion, measured planning, and informed policing. To increase participation, the UCR Program is partnering with the Bureau of Justice Statistics on the National Crime Statistics Exchange, working with advocacy groups to emphasize the importance of NIBRS data, and transitioned the UCR Program to a NIBRS-only data collection, as of Jan. 1, 2021. In addition, the UCR Program has made resources available to help agencies address the cost of transitioning, as well as the potential perception that an agency has higher crime levels when NIBRS establishes a new baseline that more precisely captures reported crime in a community.

For more information on NIBRS, visit the [Federal Bureau of Investigation \(FBI\) website](#).



PROVIDES GREATER SPECIFICITY IN REPORTING OFFENSES



COLLECTS MORE DETAILED INFORMATION



HELPS GIVE CONTEXT TO SPECIFIC CRIME PROBLEMS



PROVIDES GREATER ANALYTIC FLEXIBILITY

CRIME RATE OVERVIEW

Historically, the **crime rate** in Prince William County was based on the offenses of murder, forcible rape, aggravated assault, robbery, burglary/breaking & entering, all larceny offenses, and motor vehicle theft. In Prince William County, those offenses usually account for less than half of total reported crime. To better gauge crime in our community, the crime rate was adjusted by comparing total crime in the county to the population.

In 2021, the crime rate in **Prince William County measured 31.6 incidents per 1,000 residents**. The five-year illustration below reflects the new measurement of the crime rate. Based on the adjustments, the crime rate in 2021 increased from 30.4 the previous year. Total crime, as measured by Group A Offenses, also rose 5.9% compared to the previous year. Although the crime rate increased, the rate remains lower than rates seen in pre-pandemic years and under the five-year average of 34.0.

CRIME RATE

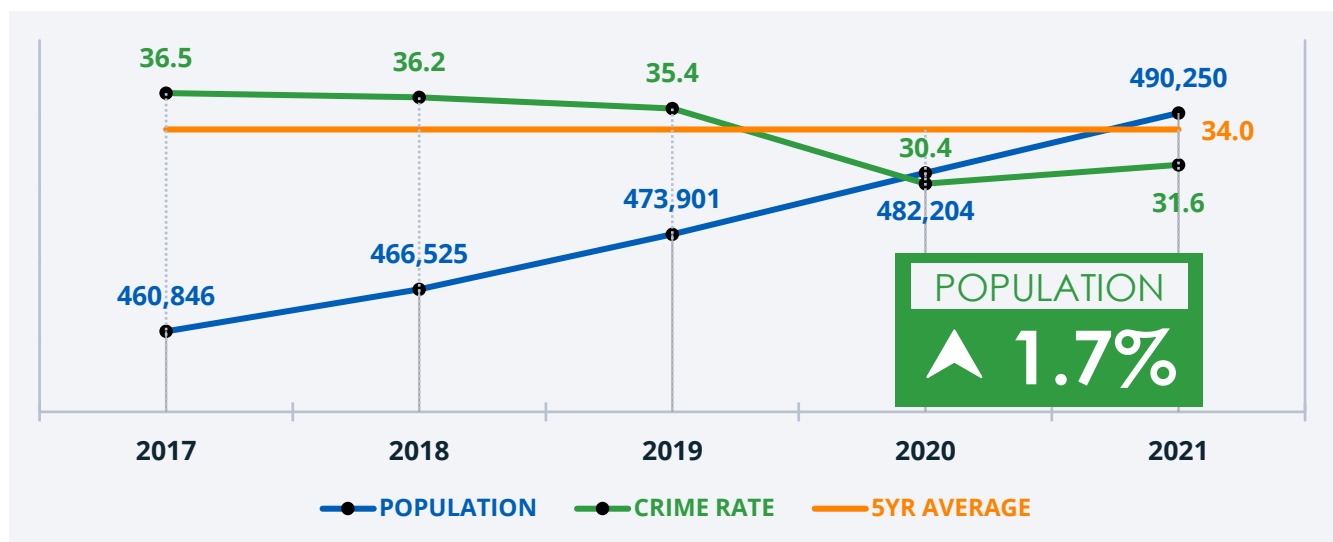
31.6

INCIDENTS
per 1,000 residents

COMMONWEALTH OF VIRGINIA STANDINGS

CRIME RATE per 1,000 residents	43.3	%CRIME in Prince William County	4.1%	%POPULATION in Prince William County	5.7%
-----------------------------------	------	------------------------------------	------	---	------

CRIME RATE COMPARED TO COUNTY POPULATION*



*County population estimates based on 2020 Census data provided on the [Prince William County website](#).



TOTAL CRIME OVERVIEW

Total Crime, as measured by Group A Offenses under NIBRS², is divided into three categories: crimes against persons, crimes against property, and crimes against society. Within these categories, data is collected from a total of 52 offenses.

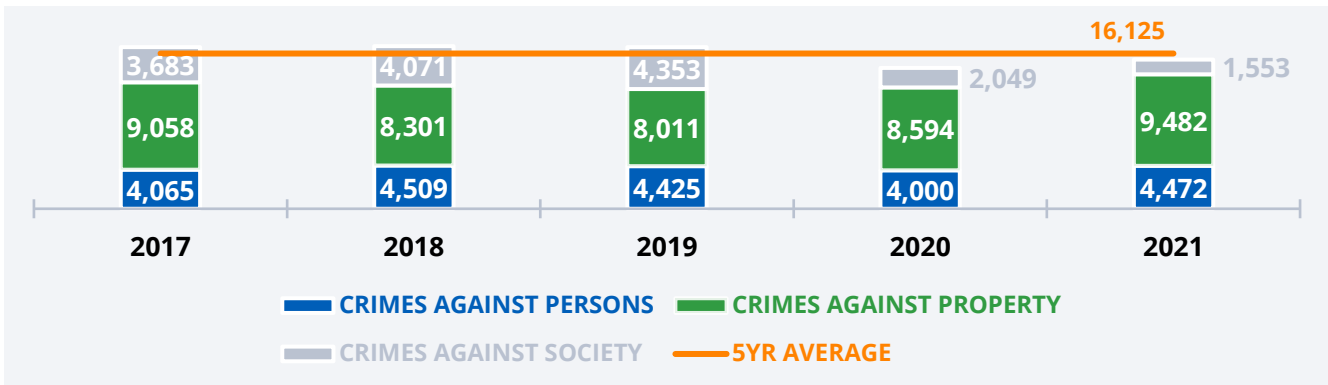
TOTAL CRIME

▲ 5.9%

COMPARED TO
the previous year

	2020	5YR AVG.	2021	(+/-)%
CRIMES AGAINST PERSONS	4,000	4,294	4,472	▲ 4.1%
CRIMES AGAINST PROPERTY	8,594	8,689	9,482	▲ 9.1%
CRIMES AGAINST SOCIETY	2,049	3,142	1,553	▼ 50.6%
TOTAL	14,643	16,125	15,507	▼ 3.8%

%Change based on current year comparison to 5YR average.



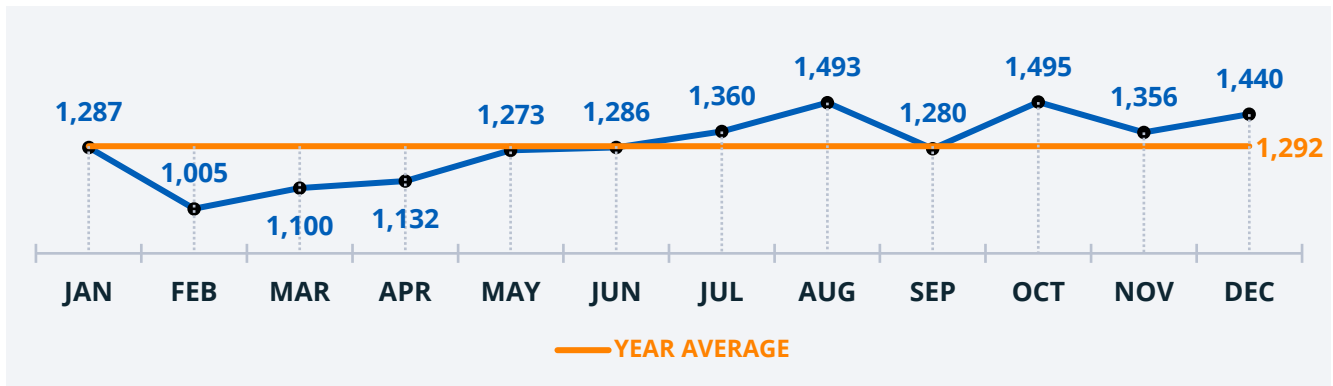
OFFENSES: SELECT GROUP A OFFENSES

	2017	2018	2019	2020	2021	
MURDER/NONNEG. MANSLAUGHTER	4	9	14	8	10	2021 SELECT GROUP A OFFENSES
FORCIBLE RAPE ⁵	95	59	72	65	69	
AGGRAVATED ASSAULT	564	502	476	722	734	40.2%
ROBBERY	244	184	154	145	183	
BURGLARY/BREAKING & ENTERING	512	470	431	400	429	of total crime
ALL LARCENY OFFENSES ⁸	4,587	4,285	4,041	3,947	4,312	
MOTOR VEHICLE THEFT	407	459	347	427	504	12.7 INCIDENTS per 1,000 residents
TOTAL	6,413	5,968	5,535	5,714	6,241	

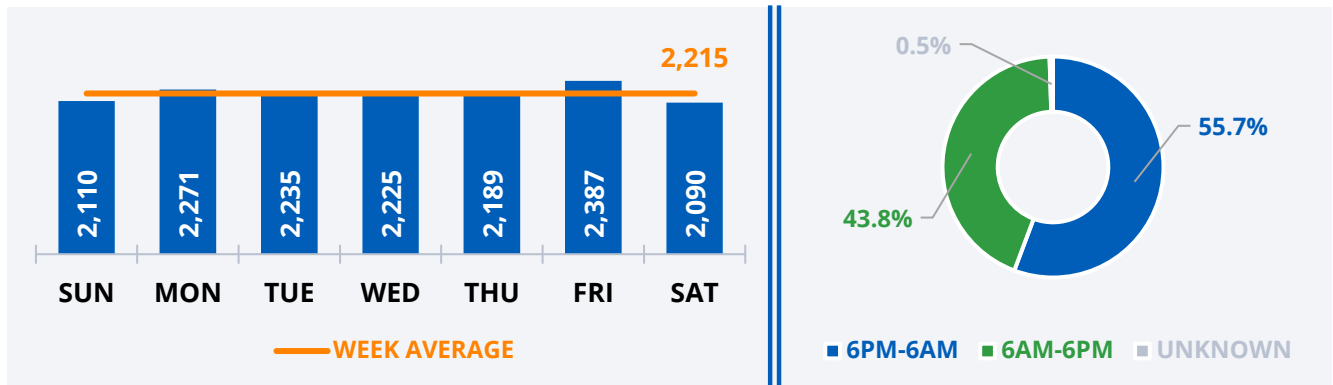
Select Group A Offenses increased in 2021 from 11.8 incidents per 1,000 residents the previous year.

TOTAL CRIME

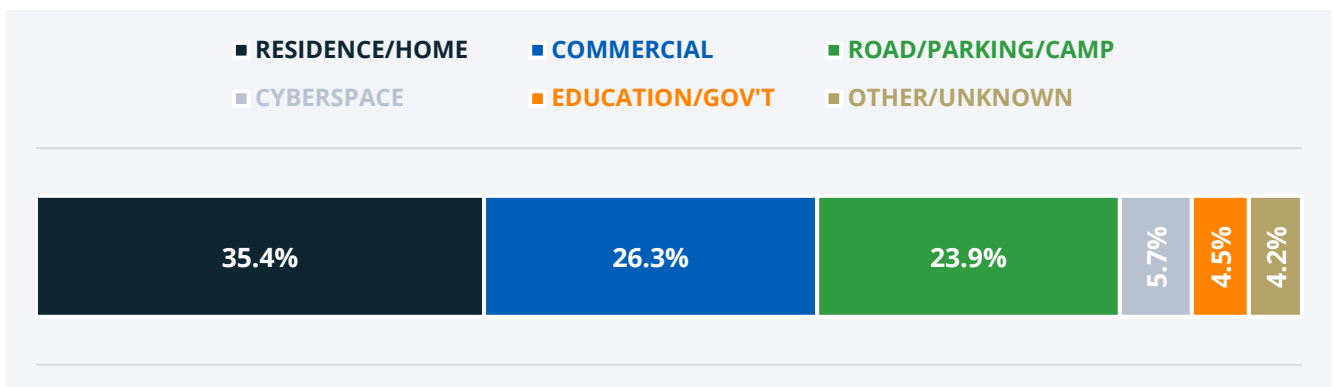
TOTAL CRIME BY MONTH



TOTAL CRIME BY DAY OF WEEK/TIME OF DAY



TOTAL CRIME BY LOCATION

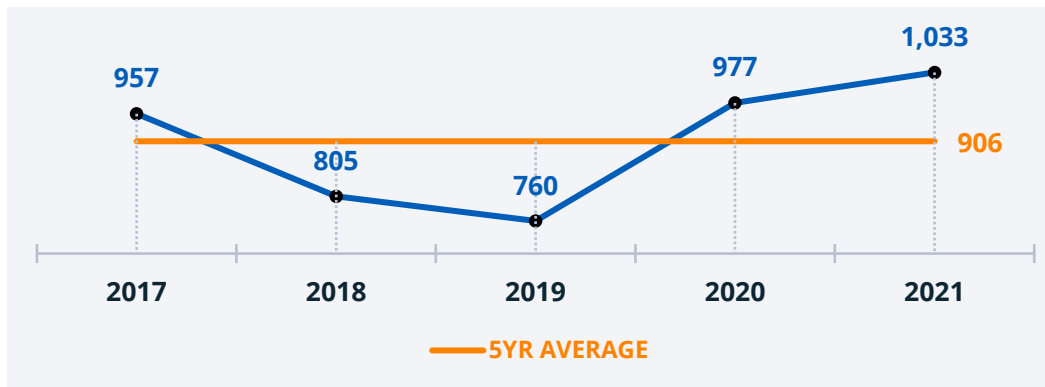




VIOLENT CRIME

Violent Crime are specific offenses that have significant impacts across our community. These crimes include the offenses of murder/non-negligent manslaughter, forcible rape, forcible sodomy, sexual assault with an object, aggravated assault, and robbery.

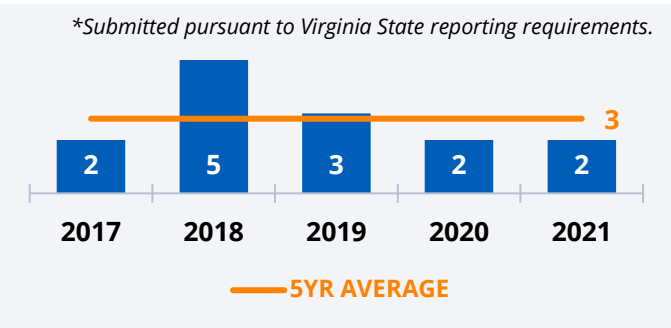
2.1
INCIDENTS
per 1,000 residents



Violent crime rose by approximately 56 offenses in 2021 compared to the previous year, leading to an increase of about 5.7%.

HATE BIAS MOTIVATION

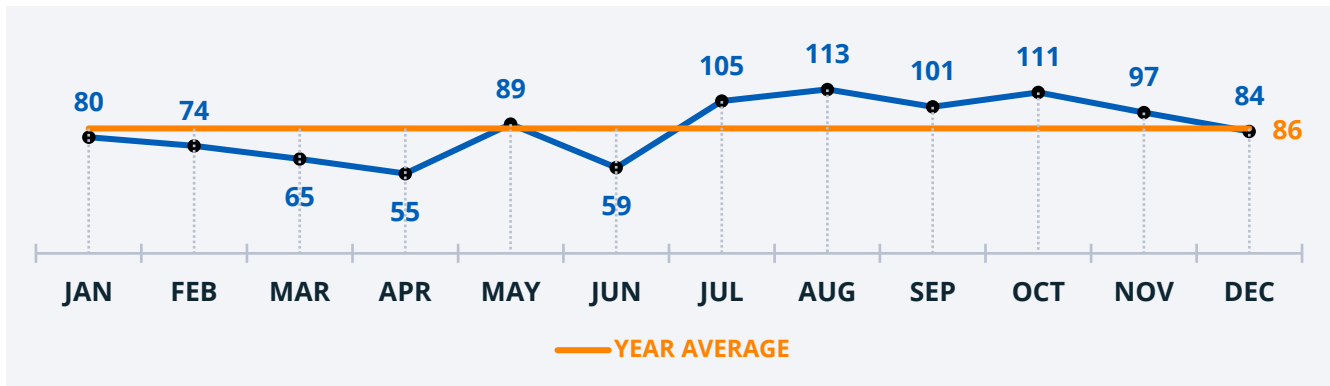
Hate Crimes are not separate, distinct offenses, but rather reported crimes motivated by the offender’s bias. Because of the difficulty of ascertaining the offender’s subjective motivation, bias is reported only if the investigation reveals sufficient information to lead a reasonable and prudent person to conclude that the offender’s actions were motivated, in whole or in part, by bias against race, religion, disability, ethnicity or sexual orientation.



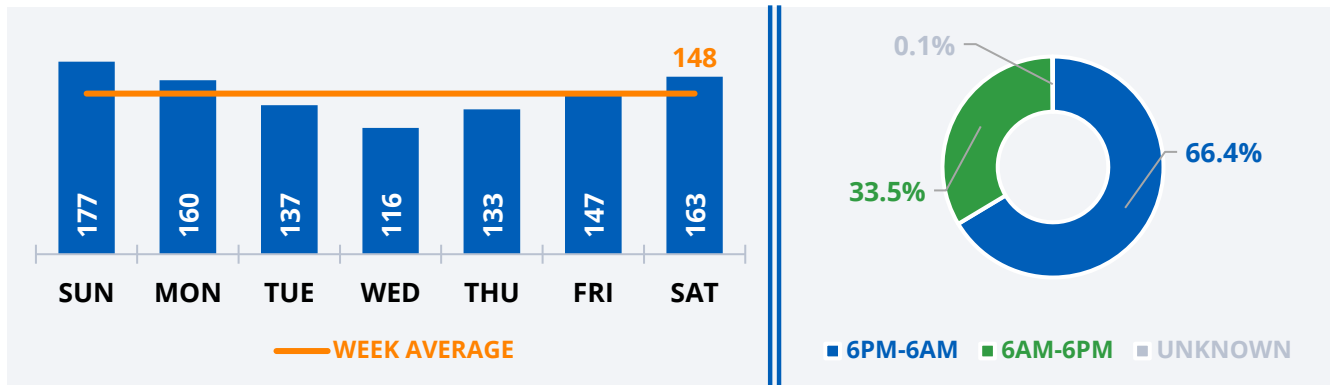
In 2021, there were two reported incidents of hate bias. Both incidents occurred in June. The first incident occurred in Manassas involving a vandalism to a vehicle where the offender wrote a discriminative word possibly targeting the victim’s ethnicity. The second incident involved a threatening voicemail left at a house of worship in Woodbridge. Both cases remain under investigation.

VIOLENT CRIME

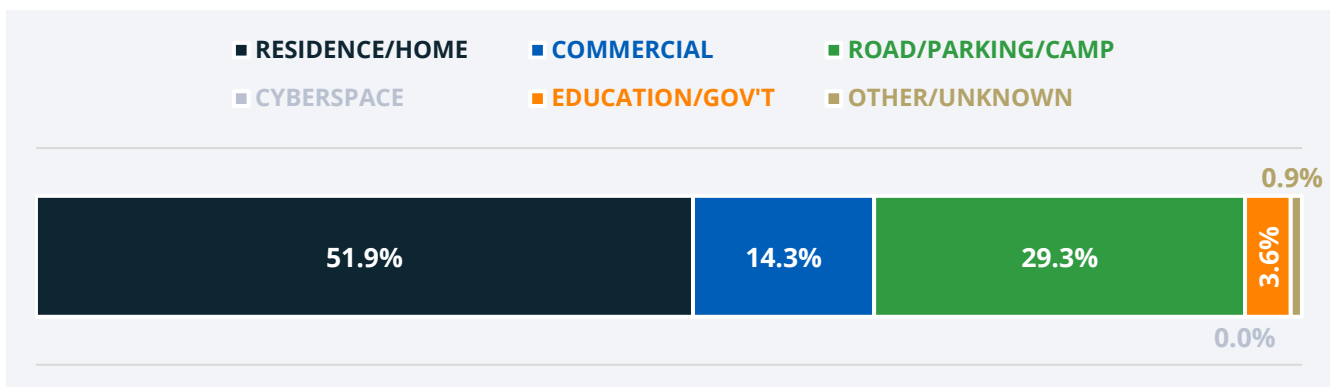
VIOLENT CRIME BY MONTH



VIOLENT CRIME BY DAY OF WEEK/TIME OF DAY



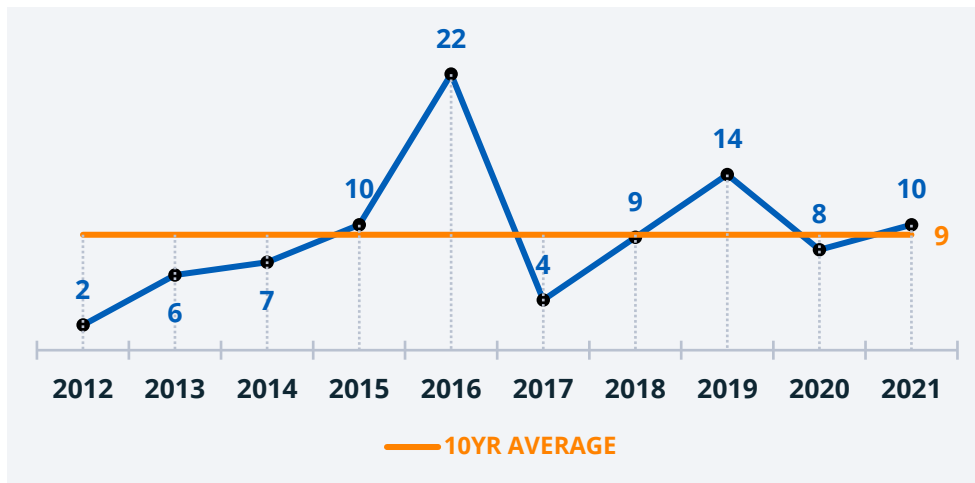
VIOLENT CRIME BY LOCATION





MURDER OVERVIEW

Murder, defined as the willful killing of one human being by another, is often considered the highest profile offense committed against a person. The classification of this offense is based solely on the police investigation as opposed to the determination of a court, medical examiner, or jury. This classification does not include deaths caused by negligence, suicide, crashes, or justifiable homicides. It also does not include attempted murder or assault to murder, which are counted as aggravated assaults.



As illustrated in the chart, the number of murders has varied from year to year and has not followed a predictable pattern. The analysis of individual cases also does not reveal any indicators that can be directly correlated to the number of murders or their causes.

The 10YR murder average of 9 is based on the number of victims from 2012-2021.

In 2021, there were 10 victims of murder, nine killed by gunfire and one killed in a stabbing. Based on the investigations, four of the victims were killed in domestic-related encounters. Three of the offenders committed suicide, while the fourth was arrested. Two victims were killed in narcotics-related incidents with offenders in both cases being arrested. Two victims were killed following an altercation at separate commercial establishments with individuals they did not know. In both incidents, the offenders involved were apprehended. One victim was killed following an altercation with a party who was known to them. That individual was arrested. One murder in 2021 remains under investigation.

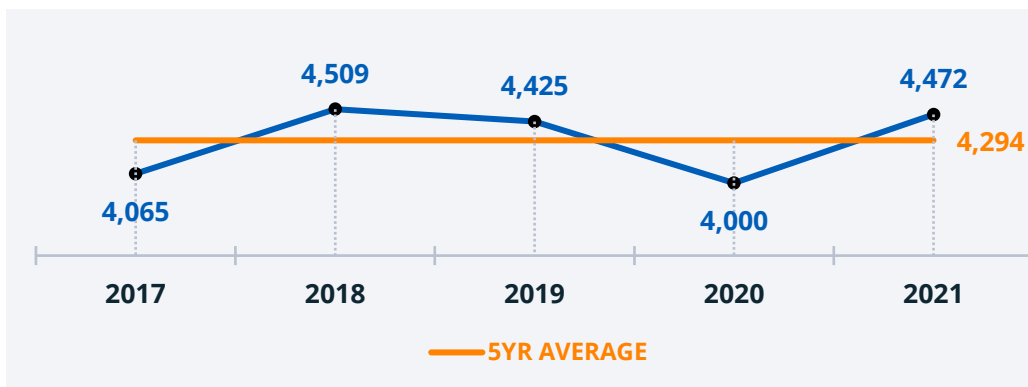
In addition to the murders above, there were two justified homicide incidents, two negligent manslaughter arrests, and one felony homicide arrest. To learn more about these cases and the murders from 2021, visit our [website](#).

CRIMES AGAINST PERSONS

Crimes Against Persons increased by 11.8% in 2021 when compared to the previous year. These crimes are counted by the number of involved victims, rather than reported incidents. As indicated, these offenses involve crimes in which an individual, not a business, is the victim.

9.1

INCIDENTS
per 1,000 residents



Crimes against persons rose by approximately 472 offenses in 2021 compared to the previous year, leading to an increase of about 11.8%.

	2020	5YR AVG	2021	(+/-)%
MURDER/NONNEGLIGENT MANSLAUGHTER	8	9	10	▲ 11.1%
NEGLIGENT MANSLAUGHTER	0	2	3	▲ 50.0%
KIDNAPPING/ABDUCTION	76	95	90	▼ 5.3%
FORCIBLE RAPE ⁵	65	72	69	▼ 4.2%
OTHER SEX OFFENSES ⁶	163	227	193	▼ 15.0%
AGGRAVATED ASSAULT	722	600	734	▲ 22.3%
SIMPLE ASSAULT/INTIMIDATION	2,965	3,287	3,373	▲ 2.6%
HUMAN TRAFFICKING	1	2	0	▼ 100.0%
TOTAL	4,000	4,294	4,472	▲ 4.1%

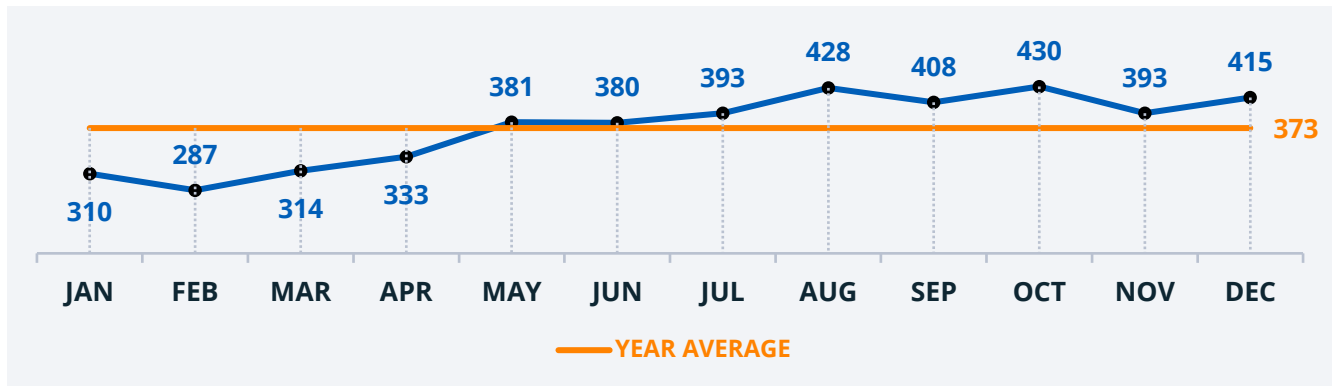
%Change based on current year comparison to 5YR average.

In 2021, **assaults** (simple and aggravated) accounted for approximately 91.8% of offenses in this category. The breakdown of assaults consisted of 82.1% simple and 17.9% aggravated. When examining assaults, incidents involving a firearm, blunt object, or sharp instrument made up 12.1% of all assaults, while 4.6% of injuries were reported as serious in nature. Incidents involving known parties accounted for 75.4% of all assaults.

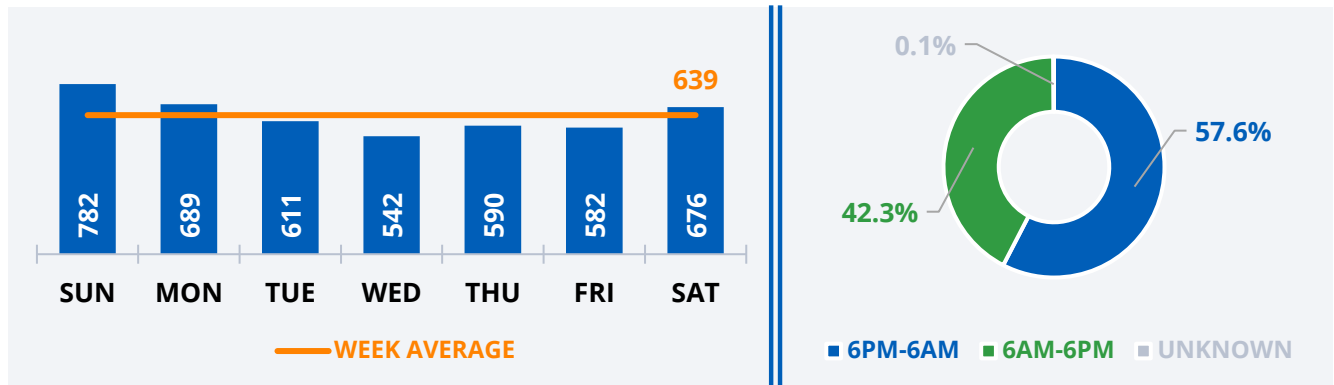


CRIMES AGAINST PERSONS

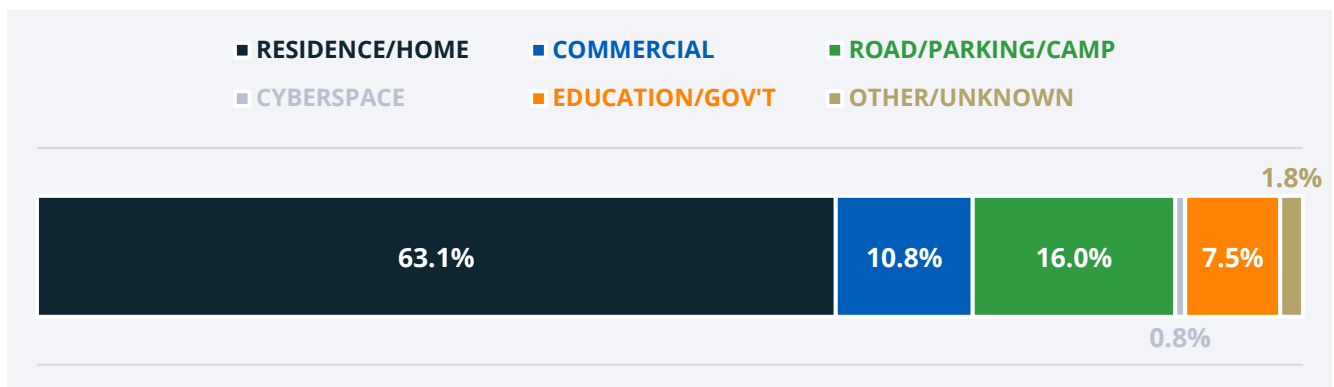
CRIMES AGAINST PERSONS BY MONTH



CRIMES AGAINST PERSONS BY DAY OF WEEK/TIME OF DAY



CRIMES AGAINST PERSONS BY LOCATION



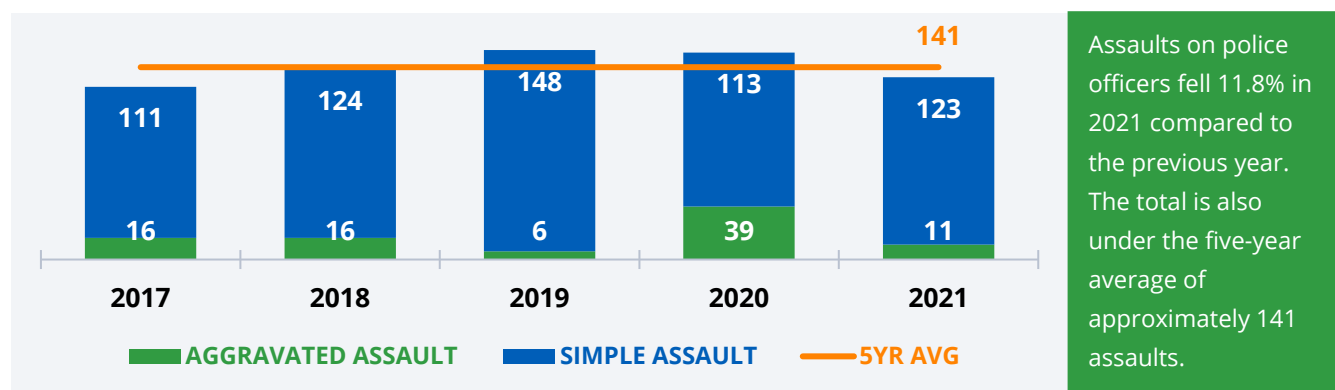
CRIMES AGAINST PERSONS

As previously stated, crimes against persons are counted by the number of involved victims, not reported incidents. This is notable due to incidents which may involve multiple victims. For example, in 2021, **aggravated assault** victims totaled 734 in 548 reported incidents. As outlined below, additional context of offenses involving weapons, victim sustaining injuries, and how the parties are known to one another is also important so residents can properly gauge their own personal safety and the possibility of being the victim of a random crime.

FORCIBLE RAPE			AGGRAVATED ASSAULT		
OFFENDER	KNOWN	98.6%	OFFENDER	KNOWN	43.8%
	UNKNOWN	1.4%		UNKNOWN	56.3%
OFFENSE	ATTEMPTED	5.8%	INJURY	INJURED	47.7%
	COMPLETED	94.2%		NOT INJURED	52.2%
FORCE	WEAPON	2.9%	FORCE	WEAPON	62.2%
	OTHER/NONE	97.1%		OTHER/NONE	37.8%

ASSAULTS ON PWC POLICE OFFICERS

Below is a snapshot of simple and aggravated assaults committed against **Prince William County police officers**. In 2021, there were 134 total assaults on officers, down from 152 assaults the previous year. Assaults on officers does not include intimidation.



Assaults on police officers fell 11.8% in 2021 compared to the previous year. The total is also under the five-year average of approximately 141 assaults.

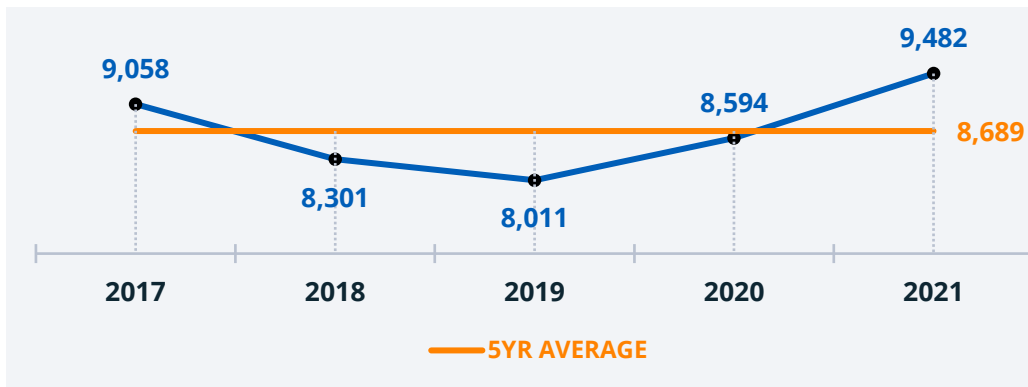
Intimidation accounted for 37 additional offenses against PWC Police Officers in 2021.



CRIMES AGAINST PROPERTY

Crimes Against Property increased by 10.3% in 2021 when compared to the previous year. These crimes are counted by the number of reported offenses, not involved victims. As indicated, these offenses involve crimes in which property is the primary object.

19.3
INCIDENTS
per 1,000 residents



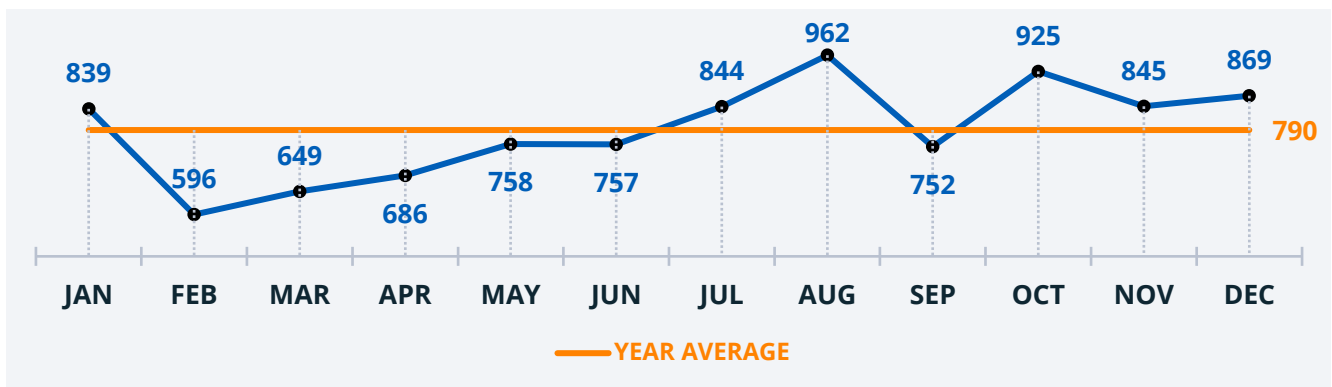
Crimes against property rose by approximately 888 offenses in 2021 compared to the previous year, leading to an increase of about 10.3%.

	2020	5YR AVG.	2021	(+/-)%
ARSON ⁴	34	32	31	▼ 3.1%
BRIBERY	1	1	4	▲ 300.0%
BURGLARY/BREAKING & ENTERING	400	448	429	▼ 4.2%
COUNTERFEITING/FORGERY*	182	175	121	▼ 30.9%
DESTRUCTION OF PROPERTY/VANDALISM	1,249	1,413	1,326	▼ 6.2%
EMBEZZLEMENT*	86	86	62	▼ 27.9%
EXTORTION/BLACKMAIL*	71	34	50	▲ 47.1%
ALL FRAUD OFFENSES ^{7*}	1,650	1,386	1,908	▲ 37.7%
IDENTITY THEFT*	310	175	413	▲ 136.0%
HACKING/COMPUTER INVASION*	56	28	74	▲ 164.3%
ROBBERY	145	182	183	▲ 0.5%
ALL LARCENY OFFENSES ⁸	3,947	4,234	4,312	▲ 1.8%
MOTOR VEHICLE THEFT	427	429	504	▲ 17.5%
STOLEN PROPERTY OFFENSES	36	65	65	▲ 0.0%
TOTAL	8,594	8,689	9,482	▲ 9.1%

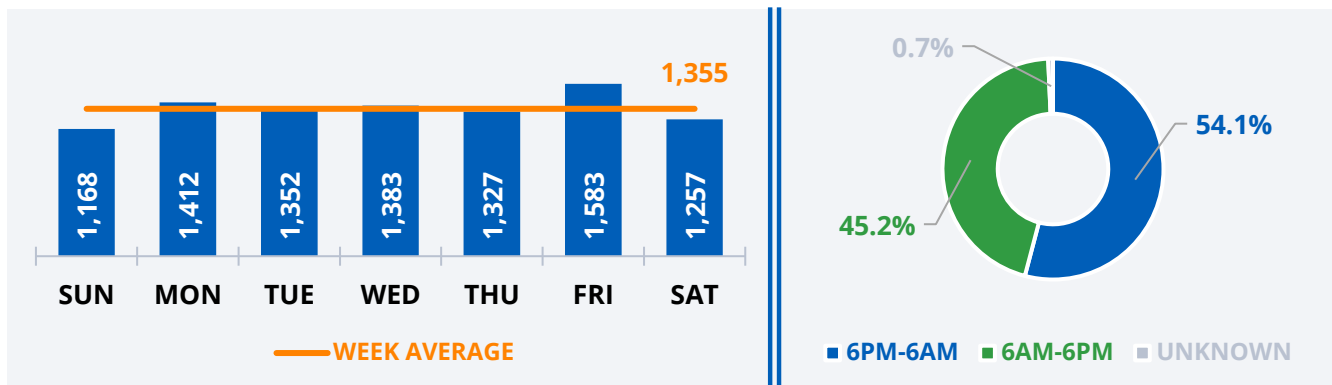
⁴The reference to the select offenses noted above accounted for 31.5% of reported crimes for these specific offenses and 94.3% of total crime where cyberspace³ was reported as the location type. %Change based on current year comparison to 5YR average.

CRIMES AGAINST PROPERTY

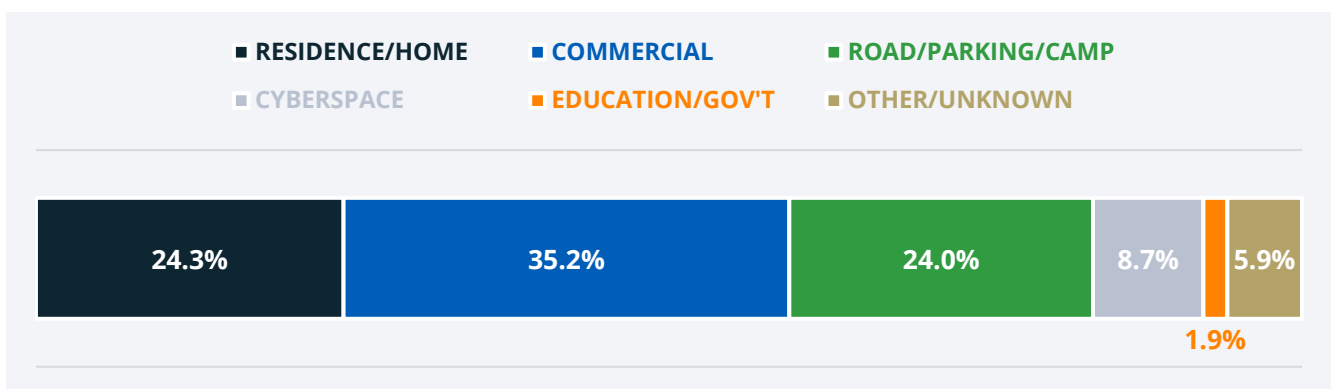
CRIMES AGAINST PROPERTY BY MONTH



CRIMES AGAINST PROPERTY BY DAY OF WEEK/TIME OF DAY



CRIMES AGAINST PROPERTY BY LOCATION





CRIMES AGAINST PROPERTY

Unlike crime against persons, crimes against property are counted by reported offense, not by victim. Certain crimes against property, such as robbery, could involve multiple victims or reports of injury, or varying force used by the offender. As with all crime, contextual details are important to gauge overall safety.

BURGLARY/BREAKING & ENTERING*			ROBBERY		
OFFENSE	ATTEMPTED	20.5%	OFFENSE	ATTEMPTED	10.9%
	COMPLETED	79.5%		COMPLETED	89.1%
TIME OF DAY	NIGHT	62.9%	TIME OF DAY	NIGHT	62.3%
	DAY	36.4%		DAY	37.7%
ENTRY	FORCE	65.7%	INJURY	INJURED	44.6%
	NO FORCE	34.3%		NOT INJURED	55.4%
LOCATION	RESIDENCE	56.2%	FORCE	WEAPON	58.6%
	OTHER	43.8%		OTHER/NONE	41.4%
NUMBER OF FIREARMS STOLEN IN BURGLARIES		22	VICTIM TYPE	INDIVIDUAL	81.1%
				NON-PERSON	18.9%

*Burglary is unlawful entry to any structure with intent to commit a larceny or felony. A structure, according to the FBI, is defined as having four walls, a roof, and a door or any house trailer or other mobile unit permanently fixed.

STOLEN FIREARMS **204** ▲ **22.9%**

ALL LARCENIES*			MOTOR VEHICLE THEFT		
OFFENSE	ATTEMPT	6.4%	OFFENSE	ATTEMPT	3.0%
	COMPLETE	93.6%		COMPLETE	97.0%
VICTIM TYPE	INDIVIDUAL	67.5%	LOCATION	RESIDENTIAL	34.1%
	BUSINESS	31.8%		PARKING LOT	36.3%
THEFT FROM VEHICLES	FROM VEHICLE	33.8%	TIME OF DAY	NIGHT	70.4%
	NON-VEHICLE	66.2%		DAY	29.4%
NUMBER OF FIREARMS STOLEN FROM MOTOR VEHICLES		101	NUMBER OF MOTOR VEHICLES STOLEN		489

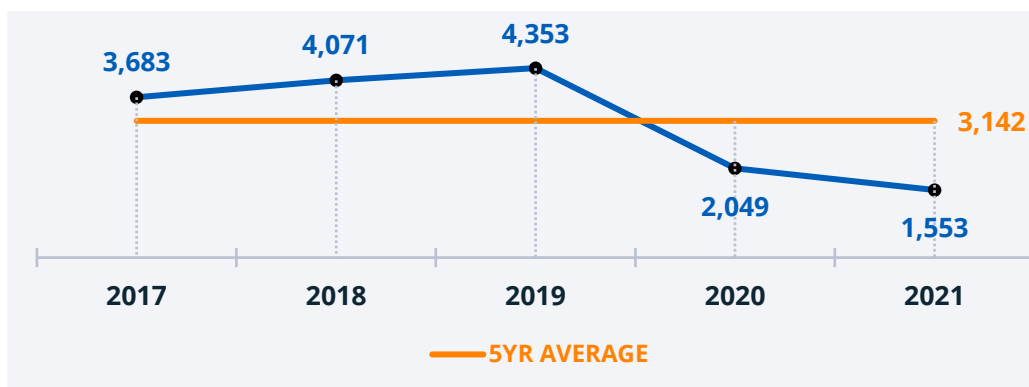
*All larcenies include any offense of unlawful taking, carrying, leading, or riding away of property belonging to another person.

CRIMES AGAINST SOCIETY

Crimes Against Society decreased by 24.2% in 2021 when compared to the previous year. These offenses represent society’s prohibition against engaging in deviant activity, such as gambling, drug use, and prostitution, or certain types of activity in which property is not the object.

3.2

INCIDENTS
per 1,000 residents



Crimes against society fell by approximately 496 offenses in 2021 compared to the previous year, leading to a decrease of about 24.2%.

	2020	5YR AVG.	2021	(+/-)%
DRUG/NARCOTIC VIOLATIONS	1,391	2,025	941	▼ 53.5%
DRUG EQUIPMENT VIOLATIONS	277	688	180	▼ 73.8%
ALL GAMBLING OFFENSES ⁹	1	1	0	▼ 100.0%
PORNOGRAPHY/OBSCENE MATERIAL	59	80	56	▼ 30.0%
ALL PROSTITUTION OFFENSES ¹⁰	2	12	4	▼ 66.7%
WEAPON LAW VIOLATIONS	249	288	292	▲ 1.4%
ANIMAL CRUELTY	70	48	80	▲ 66.7%
TOTAL	2,049	3,142	1,553	▼ 50.6%

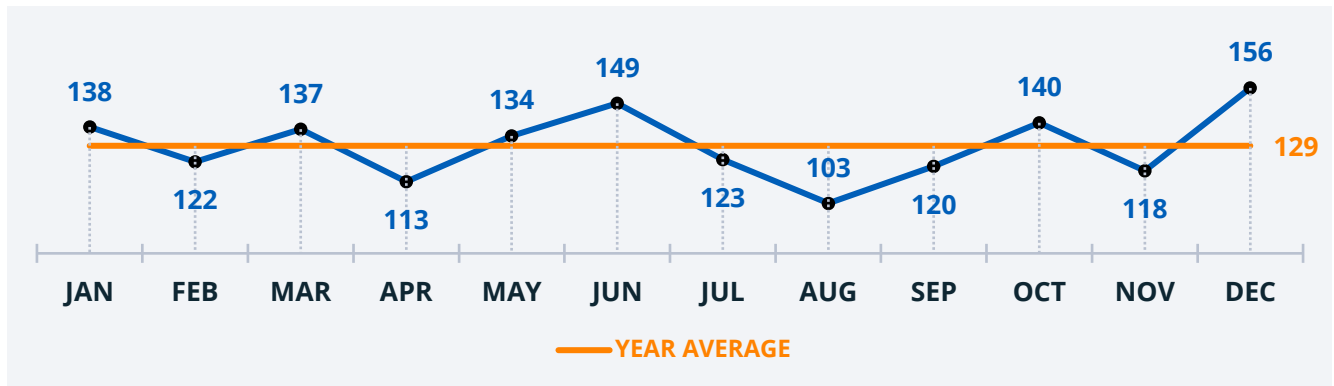
%Change based on current year comparison to 5YR average.

Over the past few years, lawmakers began the process of legalizing the adult-use of cannabis in the Commonwealth of Virginia. In July 2021, Virginia authorized a new state authority to regulate the industry and legalized simple possession and limited home cultivation for adults 21 years of age and older. While laws regarding the distribution, public use, and driving while impaired have remained in place, a drop in drug/narcotics violations can be expected over the coming years as additional legislation is implemented.

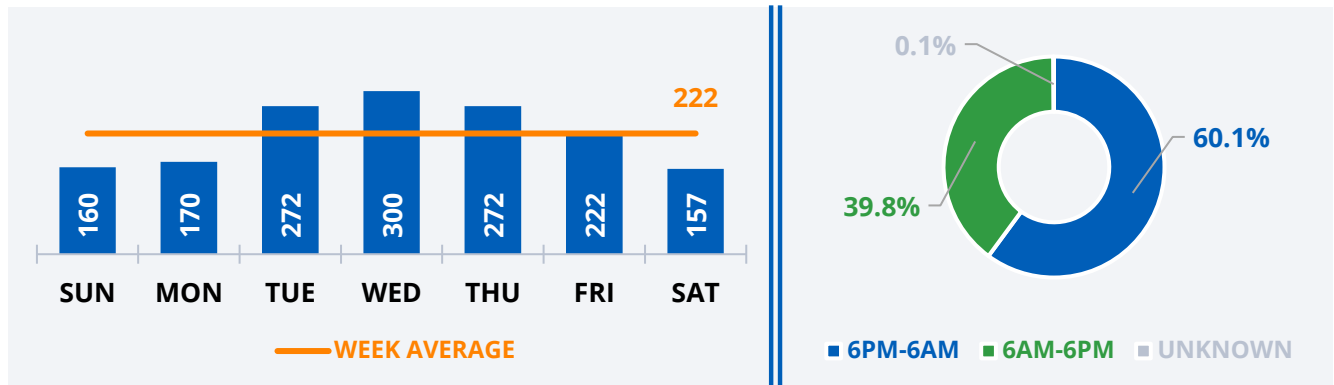


CRIME AGAINST SOCIETY

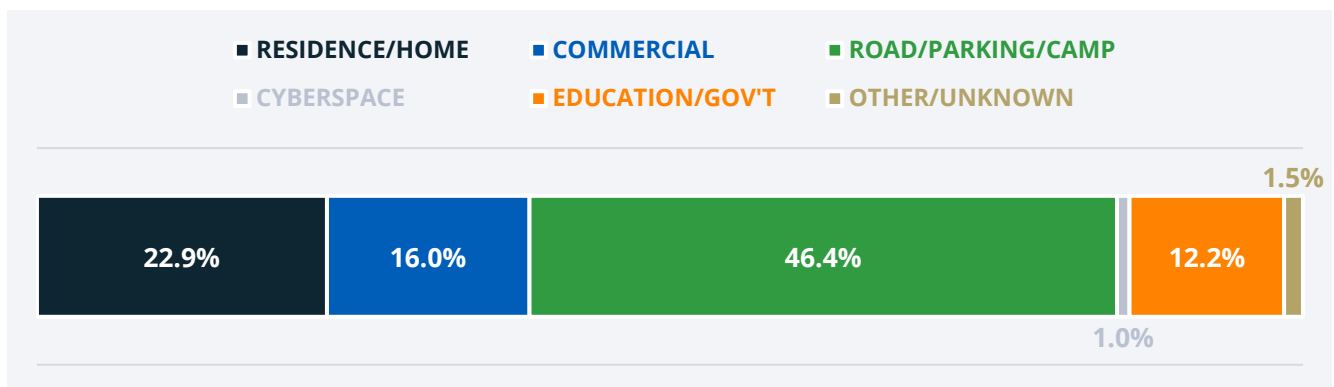
CRIMES AGAINST SOCIETY BY MONTH



CRIMES AGAINST SOCIETY BY DAY OF WEEK/TIME OF DAY



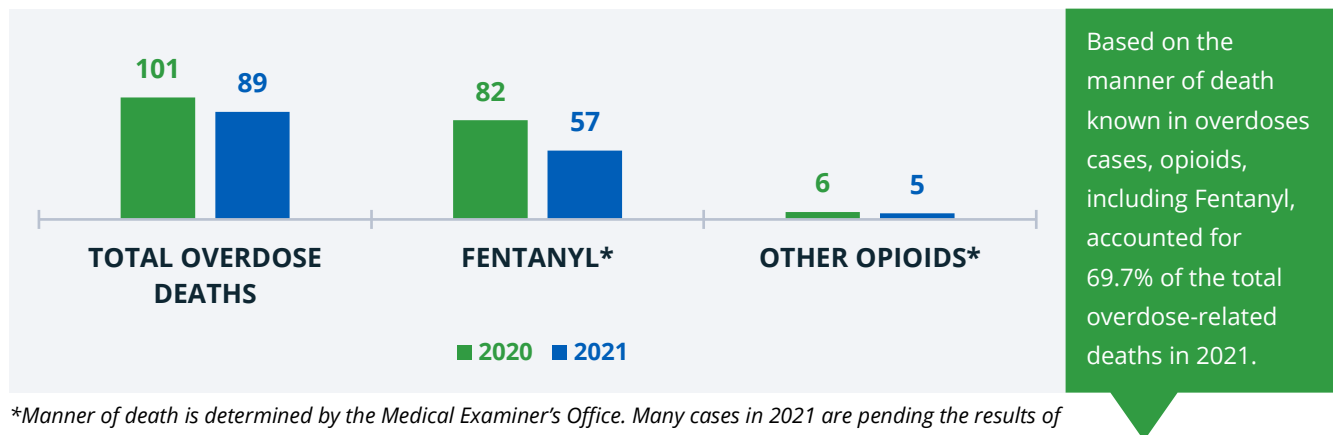
CRIMES AGAINST SOCIETY BY LOCATION



CRIME AGAINST SOCIETY

OVERDOSE DEATHS

The Police Department is committed to working with local and state authorities to decrease **drug abuse and overdoses**. The department partners with Community Services and the Virginia Department of Health to conduct enforcement efforts which reduce unlawful narcotics distribution in Prince William County. Regarding overdoses specifically, the Police Department investigates those encounters which result in a death or implications of unlawful distribution. In all other cases, the individual is encouraged to seek help through resources offered in the public or private sector.



**Manner of death is determined by the Medical Examiner's Office. Many cases in 2021 are pending the results of toxicology reports to confirm cause of death.*

In 2021, the Prince William Community Services Behavioral Health & Wellness Program, through a SAMHSA State Opioid Response grant, placed **medication drop boxes** at each of the three district police stations in Prince William County. These boxes, which are available 24 hours a day, seven days a week, allow residents to safely dispose of unused and unwanted medications with no questions asked.

Unused and unwanted medications kept in the home are highly susceptible to diversion, misuse, and abuse. Opioid medications specifically, pose a significant risk since they can be highly addictive and may lead to the use and abuse of other illegal drugs.

To find a district police station closest to you for medication disposal, visit our [website](#).



ARRESTS OVERVIEW

Law enforcement agencies report **Arrest Data** for all persons apprehended for the commission of Group A or B Offenses as defined by NIBRS. The arrest data includes information about the person arrested and the circumstances of the arrest. Furthermore, individual arrest data as recorded by NIBRS may not directly correlate with the clearance of specific offenses.

The following table reflects the number of persons, separated by adults and juveniles, who were arrested for offenses committed this year compared to the previous year. In 2021, arrests for crimes against persons accounted for approximately 50% of all arrests for Group A Offenses. Additional arrests are often made during the year for offenses that were reported to have occurred in previous years as investigations progress or when offenses are reported in later years beyond when they occurred. Officers made an additional 218 arrests in 2021 for offenses that occurred in previous years.



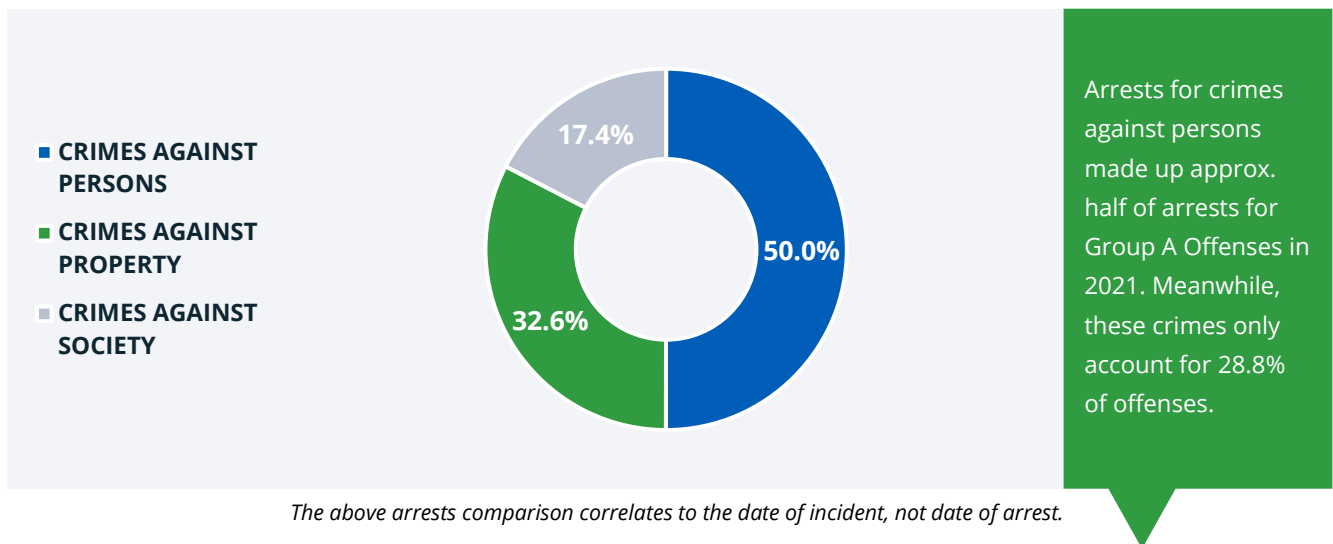
	2020		2021	
ADULT ARRESTS	7,564	89.8%	7,100	93.8%
JUVENILE ARRESTS	861	10.2%	473	6.2%
TOTAL	8,425		7,573	

ARRESTS:SELECT GROUP A OFFENSES

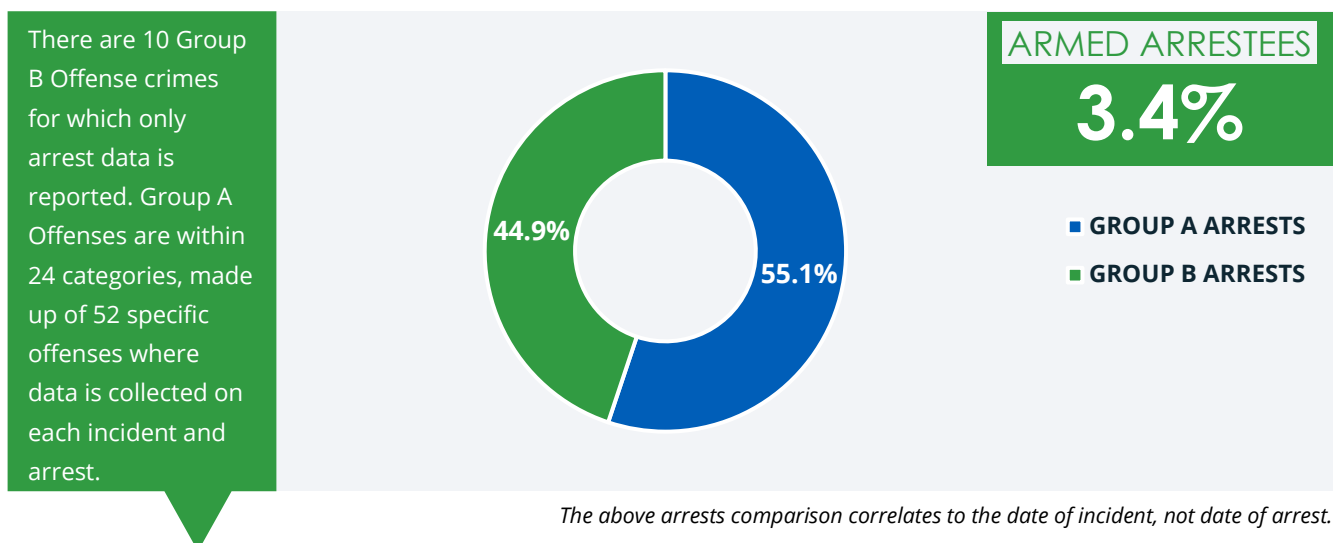
	2020	2021
MURDER/NONNEGLIGENT MANSLAUGHTER	9	12
FORCIBLE RAPE	15	9
AGGRAVATED ASSAULT	329	292
ROBBERY	85	64
BURGLARY/BREAKING & ENTERING	49	73
ALL LARCENIES	659	664
MOTOR VEHICLE THEFT	41	32
TOTAL	1,187	1,146

ARRESTS COMPARISON

ARRESTS:GROUP A OFFENSES COMPARISON



ARRESTS:GROUP A VS GROUP B¹¹ COMPARISON



For a more detailed breakdown of arrests for individual offenses in each group, visit the [Virginia State Police website](#).



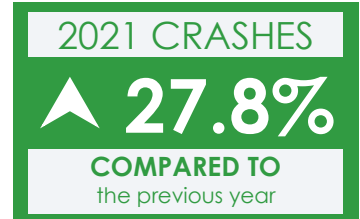
CRASH BREAKDOWN

	2020 (PWC)	2021 (PWC)	2021 (VA)	2021 PWC CRASH RATE
TOTAL REPORTABLE CRASHES	3,431	4,386	118,501	8.9
TOTAL REPORTED INJURIES	1,254	1,727	58,788	
TOTAL FATALITY CRASHES	17	28	967	

Crash Rate increased in 2021 from 7.1 the previous year. Rate is based on total reportable crashes per 1,000 residents.

FATALITY CRASHES (PWC)

In 2021, **fatality crashes** increased by 64.7% from 17 to 28 when compared to the previous year. Of note, fatality crashes involving a juvenile being killed totaled five of the 28 crashes that occurred in the County in 2021, a 10-year high. Driver impairment, excessive speed, and not wearing a seatbelt were contributing factors noted in several fatalities from the year.



To improve roadway safety, the Police Department continues to aggressively enforce traffic violations. The Department also strives to educate the public through public service announcements and social media awareness campaigns.

For a more detailed breakdown of reportable crashes, visit the [Virginia Department of Motor Vehicles \(DMV\) website](#).


COMMERCIAL VEHICLE SAFETY INSPECTIONS



TRAFFIC ENFORCEMENT

	2020	2021
TOTAL TRAFFIC CITATIONS	23,490	18,741
TOTAL PARKING CITATIONS	10,537	11,769

Traffic citations decreased 20.2% in 2021 compared to the previous year, while parking citations increased 11.7%

	TOP 5 TRAFFIC VIOLATIONS	2021 IMPAIRED DRIVING ARRESTS
1. SPEEDING	4,864	1,102 
2. RECKLESS DRIVING	1,853	
3. NO OPERATORS (DRIVERS) LICENSE	1,500	
4. FOLLOWING TOO CLOSELY	1,295	
5. DISREGARD TRAFFIC LIGHT	1,177	

Impaired driving arrests decreased in 2021 from 1,153 the previous year.

ROADWAY INCIDENT MANAGEMENT PROGRAM

The **Roadway Incident Management Program (RIMP)** identifies intersections across the County at high-risk of vehicle crashes. To determine the Police Department's impact at these locations, the number of citations issued, and hours of enforcement are tracked, in addition to, any decreases observed in vehicle crashes over the year.

CENTRAL DISTRICT	EASTERN DISTRICT	WESTERN DISTRICT
Dumfries Rd & PW Parkway	Jeff Davis Hwy & Rippon Blvd	Balls Ford Rd & PW Parkway
Gordon Blvd & Old Bridge Rd	Jeff Davis Hwy & Dawson Beach Rd	Balls Ford Rd & Sudley Rd
PW Parkway & Old Bridge Rd	Jeff Davis Hwy & Dumfries Rd	James Madison Hwy & Lee Hwy
PW Parkway & Telegraph Rd	Jeff Davis Hwy & Mary's Way	Sudley Rd & Lee Hwy
PW Parkway & Yates Ford Rd	Summerland Dr & PW Parkway	Sudley Rd & Sudley Manor Rd

1,308 	7,179 	35% 
CITATIONS ISSUED	HOURS OF ENFORCEMENT	IMPACT ON CRASHES*

*Impact on crashes based on total number of crashes at all listed RIMP locations from January compared to December 2021.



MENTAL HEALTH OVERVIEW

CO-RESPONDER UNIT

The Prince William County **Co-Responder Unit** is a collaborative effort between the Police Department and Community Services. The teams within the unit are comprised of police officers and mental health clinicians who respond together to calls for service (CFS) involving individuals experiencing a mental health crisis. Utilizing this joint approach allows the team to meet the person in crisis in the community where they are most comfortable, feel more secure, and can maintain their dignity. The unit utilizes crisis intervention techniques and other problem-solving skills to de-escalate situations and develop resolutions that are in the best interest of individuals in crisis, as well as the community. The unit seeks to divert the individual to mental health resources, as opposed to placing criminal charges.

	2021
CO-RESPONDER CFS & HOURS	772 CFS / 999 HOURS
CO-RESPONDER OUTREACH & HOURS	131 OUTREACHES / 97 HOURS
CO-RESPONDER INITIATED ECO	110
CO-RESPONDER-ASSISTED DIVERSIONS	41

The Co-Responder Unit officially began in late 2020, therefore complete data for CY-2020 is unavailable for comparison.

CRISIS INTERVENTION TRAINING

In addition to the Co-Responder Unit, officers from across the Police Department are **Crisis Intervention Trained (CIT)**. This 40-hour block of specialized instruction provides critical training for members to assist on mental health related calls in the event a Co-Responder Unit is unavailable. The Department seeks to increase this training over time.

	2020	2021
MENTAL HEALTH RELATED CFS	3,015	3,351
OFFICER HOURS ON MENTAL HEALTH CFS*	17,944	27,950
CRISIS INTERVENTION TRAINED OFFICERS	237	288

**Officer hours on Mental Health related CFS calculated based on one officer.*

CRIME STATS: ENDNOTES

GENERAL REPORT NOTES

1. [Crime in Virginia](#), The Department of State Police.
2. Criteria for distinguishing between Group A and B Offenses as provided by the FBI, [National Incident Based Reporting System guide](#).
3. "Cyberspace" is a distinction noted for offenses that occurred on the internet. Reporting guidelines require offenses that occurred on the internet be reported with the location of cyberspace in the respective jurisdiction the victim resides.
4. The offense of "Arson" is investigated by the Prince William County Department of Fire and Rescue, Fire Marshal's Office. For more information about these crimes, [please contact their agency](#).
5. Data pertaining to offenses in the Crime Report reflect the date of the offense, as opposed to reported date. This distinction gives a more accurate depiction of crimes that occurred in the County for the respective year represented. Rapes, for example, are known to be reported beyond the offense date.

NIBRS REFERENCE GROUP DEFINITIONS

Additional NIBRS definitions can be found on the [Federal Bureau of Investigation \(FBI\) website](#).

6. The reference to "*Other Sex Offenses*" includes forcible sodomy, sexual assault with an object, forcible fondling, incest, and statutory rape.
7. The reference to "*All Fraud Offenses*" includes false presentences/swindle/confidence game, credit card/automatic teller fraud, impersonation, welfare fraud, and wire fraud.
8. The reference to "*All Larceny Offenses*" includes pocket-picking, purse-snatching, shoplifting, theft from building, theft from coin operated machine or device, theft from motor vehicle, theft of motor vehicle parts/accessories, and all other larceny.
9. The reference to "*All Gambling Offenses*" includes betting/wagering, operating/promoting/assisting gambling, gambling equipment violations, and sports tampering.
10. The reference to "*All Prostitution Offenses*" includes prostitution, assisting or promoting prostitution, and purchasing prostitution.
11. The reference to "*Group B Offenses*" includes curfew/loitering/vagrancy violations, disorderly conduct, driving under the influence, nonviolent family offenses, liquor law violations, trespassing, bad checks, drunkenness, peeping tom, and all other offenses.



PROFESSIONAL STANDARDS

<u>PERFORMANCE SNAPSHOT</u>	67
<u>COMPLAINT ANALYSIS</u>	68
<u>DEFINITIONS OF FINDINGS</u>	68
<u>COMPLAINT DISCIPLINE</u>	69
<u>TOP ALLEGATIONS</u>	69
<u>BIASED & EXCESSIVE FORCE COMPLAINTS</u>	69
<u>USE OF FORCE ANALYSIS</u>	70
<u>USE OF FORCE OVERVIEW</u>	70
<u>ARREST/IN-CUSTODY INJURIES</u>	71
<u>INTERVENTION ANALYSIS</u>	72
<u>VEHICLE PURSUIT ANALYSIS</u>	73
<u>GRIEVANCES ANALYSIS</u>	73
<u>LAWSUITS ANALYSIS</u>	73
<u>CALEA ACCREDITATION</u>	74

**- - THE DATA CAPTURED IN THIS SECTION OF THE REPORT IS VALID FOR CALENDAR YEAR 2021 - -
DATA SUBJECT TO CHANGE**

DISCLAIMER: It is the policy of the **Prince William County Police Department** to accept and investigate any complaint or allegation of misconduct against a department member. The Police Department also reports and investigates any use of force made by a department member, and records any injuries while an individual is in police custody. These injuries include those sustained during a police action or use of force, and any pre-existing injuries prior to police contact, self-inflicted injuries, and accidental injuries. Additional data is made publicly available on our [website](#).

PERFORMANCE SNAPSHOT

COMMUNITY CONTACTS

	2021
TOTAL CALLS FOR SERVICE	160,217
CRIMINAL ARRESTS*	7,769
TRAFFIC SUMMONSES ISSUED	18,741
PARKING CITATIONS ISSUED	11,769
REPORTABLE MOTOR VEHICLE CRASHES	4,386

*Criminal arrests total based on calendar year.

COMPLAINTS OVERVIEW

	2021
TOTAL COMPLAINTS	58
COMMUNITY COMPLAINTS	37.9%
INTERNAL COMPLAINTS	62.1%
SUSTAINED COMPLAINTS	34
BIAS/RACIAL PROFILING COMPLAINTS	0
EXCESSIVE FORCE COMPLAINTS	0
COMPLAINT RATIO[^]	.13

[^]Complaint ratio determined by number of community complaints compared per 1,000 calls for service.

USE OF FORCE OVERVIEW

	2021
NO FORCED USED (of arrests)	95.7%
USE OF FORCE INVESTIGATIONS (all encounters)	471
CONFIRMED USES OF FORCE (all encounters)	463
COMPLAINTS OF INJURY	180
TRANSPORTS TO MEDICAL FACILITY	18
SERIOUS INJURIES	0
CANINE USE DURING APPREHENSION	11
CANINE USES RESULTING IN A BITE	0



COMPLAINT ANALYSIS

The Police Department accepts and investigates all complaints and allegations of misconduct, including anonymous complaints. In doing so, the Department strives to be fair to both the complainants and the members involved. The Department also seeks to impose disciplinary actions as necessary in a fair and impartial manner.

COMPLAINTS

▼ 25.6%

COMPARED TO
the previous year

TOTAL COMPLAINTS	INTERNAL	COMMUNITY
58	36	22

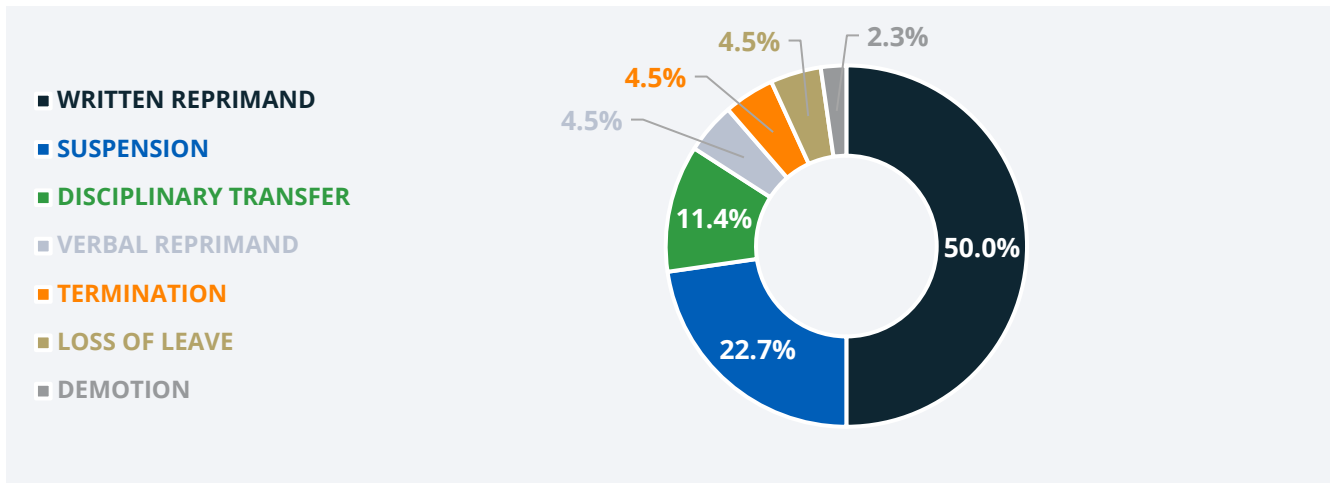
DEFINITIONS OF FINDINGS

- **SUSTAINED** - There is sufficient evidence to justify a formal finding of wrongdoing under a General Order, departmental directive, County rule or ordinance, or other law. Formal disciplinary action will often accompany complaints with a sustained finding.
- **UNFOUNDED** - The allegation is false or otherwise not factually supported; or the complaint did not involve police personnel from this Department.
- **INFORMAL FINDING** - The alleged act did occur but did not rise to the level of a formal policy violation such that discipline is needed to correct the behavior. Informal findings are usually accompanied by squad level guidance, counseling, or remedial training, and by definition cannot result in formal disciplinary actions.
- **EXONERATED** - The alleged act did occur but was lawful and in accordance with Department policy. Exoneration is a finding that the act was justified and lawful.
- **NOT SUSTAINED** - There is insufficient evidence to prove or disprove the allegation.

	EXONERATED	INFORMAL FINDING	NOT SUSTAINED	SUSTAINED	UNFOUNDED
COMMUNITY	1	2	2	5	11
INTERNAL	1	3	0	29	2
TOTAL	2	5	2	34	13

**One community complaint received no finding while one internal complaint is awaiting disposition.*

COMPLAINT DISCIPLINE



TOP ALLEGATIONS

INTERNAL COMPLAINTS	COMMUNITY COMPLAINTS
FAILURE TO CONDUCT THOROUGH INVESTIGATION	UNPROFESSIONALISM
FAILURE TO CONDUCT THOROUGH PRISONER SEARCH	MISHANDLING INVESTIGATION
NOT FOLLOWING PROCEDURES	ARREST/SEARCH COMPLAINT

Complaints may have numerous allegations and involve more than one officer. Unprofessionalism encompasses specific complaints of discourtesy, rudeness, demeanor, and general conduct. Arrest/Search Complaints encompasses complaints of out of policy arrests and search and seizure incidents.

BIASED/PROFILING & EXCESSIVE FORCE COMPLAINTS

In 2021, the Police Department received no complaints of bias/racial profiling or excessive force. Allegations of this nature are taken very seriously. Historically, the Department has maintained few sustained complaints of this nature. Over the past five years, there has been only one sustained complaint of bias/racial profiling and a separate sustained complaint of excessive force.

BIAS/RACIAL PROFILING COMPLAINTS	EXCESSIVE FORCE COMPLAINTS
0	0



USE OF FORCE ANALYSIS

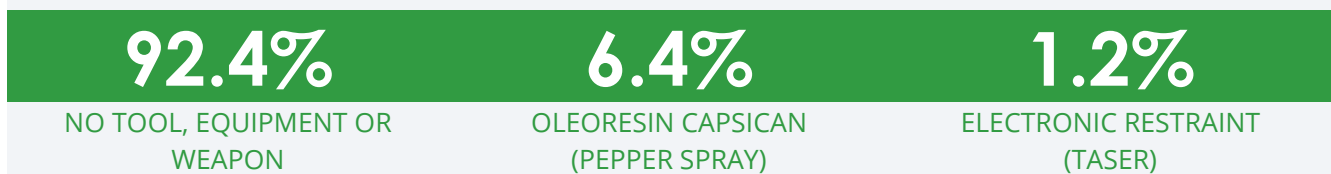
The Police Department reports and investigates all instances in which members use force to effect or maintain a lawful arrest or detention. Accidental, self-inflicted, and pre-existing injuries to prisoners are also investigated and documented. The Department’s Use of Force Policy can be accessed on our [website](#).

USE OF FORCE OVERVIEW

In 2021, 95.7% of arrests resulted in no force used. The Police Department conducted a force investigation in 471 separate encounters. As a result, force was determined to have been used to effect a lawful arrest or detention in 463 of those investigations, while eight were deemed no force was used by definition.

The Police Department defines **Use of Force** as when an officer uses any physical action, up to and including tools and equipment, to overcome the resistance from an individual who is being lawfully detained or arrested. In addition, any action by an officer that results in an injury or mere complaint of an injury by an individual while the officer is in the process of making or assisting with a lawful arrest or detention, is also investigated.

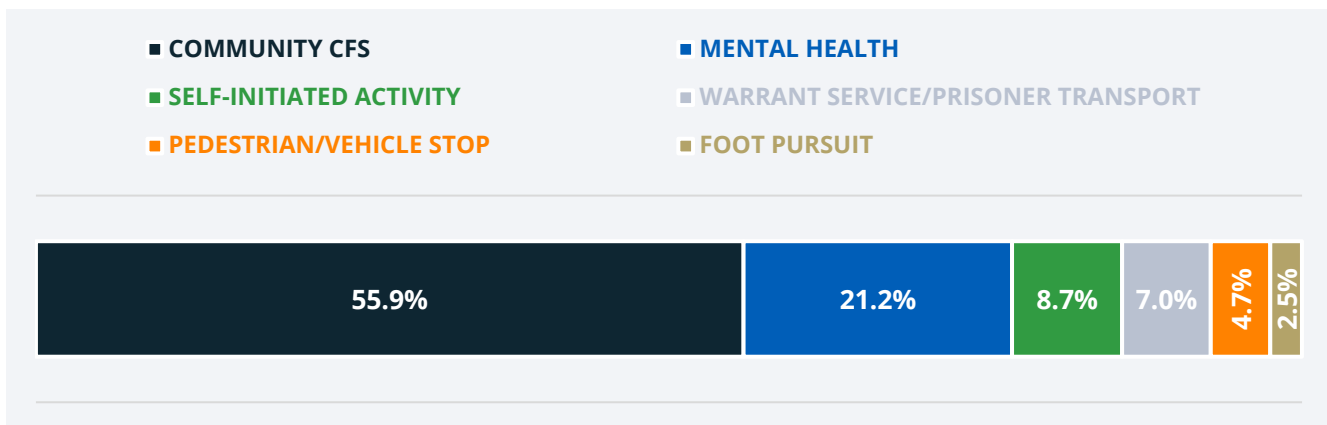
TYPE OF FORCE DURING ENCOUNTERS



	BLACK	HISPANIC (ANY RACE)	WHITE	OTHER*
NO TOOL, EQUIPMENT OR WEAPON	186	93	105	8
OLEORESIN CAPSICAN	31	23	14	2
ELECTRONIC RESTRAINT	4	5	3	0
USE OF FORCE	46.9%	25.7%	25.3%	2.1%
TOTAL ARRESTS	38.5%	28.4%	31.2%	2.0%

*The "OTHER" race group includes persons of Asian, American Indian or Alaska Native, and Native Hawaiian or Pacific Islander decent. Races noted as unknown or refused are also included as "OTHER".

Force investigations are broken down below by call type. **‘Community Call for Service (CFS)’** includes any incident received from a community member that is not included in one of the other designated call types; such as shoplifting, trespass, disorderly, etc. **‘Self-Initiated Activity’** includes incidents that occur during an officer’s proactive duties; such as foot patrols, traffic direction, follow-up activities or other instances where an officer encounters or witnesses an incident.



ARREST/IN-CUSTODY INJURIES

In 2021, the Police Department documented and investigated 731 individuals who reported an injury while in police custody. Most of the reported instances, 551 individuals or about 75.4%, were determined to have pre-existing injuries sustained prior to police contact, self-inflicted injuries, or injuries as the result of an accident while in police custody, such as an individual who trips or slips while being escorted by an officer.

Of the total reported injuries, 180 individuals, or about 24.6%, reported some type of injury sustained from a police action or use of force incident. In those specific encounters, 18 individuals sought treatment at a medical facility. Seven individuals were treated for a complaint of pain or had no visible injury, while 11 were treated for an abrasion or laceration. No individuals who were injured as a result of a police action or during a use of force encounter sustained serious injuries.



INTERVENTION ANALYSIS

The Office of Professional Standards is responsible for administering the **Early Identification System (EIS)**, a database that flags members when specified criteria occur. The goal of this system is to reduce potential negative consequences for the member, fellow members, the agency, and our community. EIS is used to identify and assess member performance and intervene where appropriate.

Beginning late in 2019, the Police Department began categorizing all uses of force as either Level 1 (physical or chemical force where there was no or minor injury) or Level 2 (force involving Electronic Restraint, Impact Device, canine, or firearms and/or serious injury such as major bleeding, broken bones, or any treatment at a medical facility). In late September 2021, the Department began categorizing the lowest levels of physical force as Level 0 to better capture force encounters to improve analysis.

When any member has been involved in two or more sustained or not sustained complaints, or when any sworn member has been involved in three or more Level 2 use of force incidents, five Level 1 use of force incidents, or any combination of five use of force incidents in any six-month period, an EIS investigation will be initiated.

In 2021, there were 15 EIS activations involving 14 separate members. Of the total activations, 12 were the result of uses of force. The remaining three were due to an internal or community complaint.

In each EIS Alert involving uses of force in 2021, all underlying use of force incidents were re-examined, and no further action was warranted. No patterns of excessive use of force were found in any of these EIS cases. In reviewing EIS Alert related to complaints, personal and off-duty difficulties were explored. Appropriate actions were taken to assist those members in need. All members who receive an EIS alert investigation are reminded of the Department's Wellness and Resilience services.

For more information on Prince William County Police Department policies, visit our [website](#).

ADDITIONAL ANALYSIS

VEHICLE PURSUITS ANALYSIS

In 2021, the Police Department engaged in three pursuits. All pursuits were thoroughly investigated, and all were found to be within the parameters of our current pursuit policy. All three pursuits were related to a violent felony. The pursuits ended when one driver surrendered, one was apprehended after a crash, and one pursuit left Prince William County. All three pursuits occurred between 6 p.m. and 6 a.m. and two involved speeds in excess of 65 MPH. The Department's Pursuit Policy can be found on our [website](#).

GRIEVANCES ANALYSIS

In 2021, there were no grievances filed. This makes the fifth consecutive year where no grievances were filed by Police Department members receiving discipline. Historically, in the last 20 years, there have been no more than two grievances filed in any single year. We attribute this to the quality of investigations and consistent discipline levied to members. There is also a culture within the Department of realizing mistakes are made, and corrective action is deemed necessary.

All members receiving discipline are provided options on steps to take should they wish to appeal or grieve discipline. Both hard copy pamphlets and online access to information is accessible to all employees.

LAWSUITS ANALYSIS

In 2021, four lawsuits were filed against members of the Police Department. Three lawsuits filed against the agency were related to vehicle crashes. Two of those suits are still active; one is pending a settlement agreement while the second remains in pre-trial preparation.



CALEA ACCREDITATION

Since 1987, the Prince William County Police Department has been nationally accredited by the [Commission on Accreditation for Law Enforcement Agencies, Inc.](#) (CALEA). This independent entity was founded in 1979 through the joint efforts of the International Associations of Chiefs of Police, the National Organization of Black Law Enforcement Executives, the National Sheriff's association, and the Police Executive Research Forum.



The Commission is charged with administering an accreditation process unique to law enforcement agencies in the United States and several foreign nations. The goal of the process is to increase the professionalism of law enforcement agencies.

The accreditation process benefits both the agency and the community it serves by ensuring that the Department remains committed to providing the highest quality of professional service while promoting community cooperation and understanding, which are essential to 21st century policing.

At the time of our initial accreditation in 1987, the Prince William County Police Department was the 55th agency nationwide to achieve this status. Since then, the Department has undergone the process of being re-accredited, most recently in 2019.

This process involves an exhaustive review by a team of outside assessors to ensure our compliance. The Department is proud to hold this nationally accredited status. In 2009, the Department became the fifth law enforcement agency in the United States to earn the TRI-ARC Award of Excellence from CALEA. The TRI-ARC Award is bestowed upon agencies that concurrently hold all three CALEA accreditation awards: Law Enforcement Accreditation, Public Safety Communications Accreditation, and Public Safety Training Academy Accreditation.



**PICTURED: Police K-9 Abrams at the 2021 USPCA
National Patrol K-9 Trials in North Carolina**



OATH OF HONOR

On my honor, I will never betray my integrity, my character, or the public trust.

I will treat all individuals with dignity and respect and ensure that my actions are dedicated to ensuring the safety of my community and the preservation of human life.

I will always have the courage to hold myself and others accountable for our actions.

I will always maintain the highest ethical standards and uphold the values of my community, and the agency I serve.



UNDERSTANDING THE OATH OF HONOR

A public affirmation of adhering to an **Oath of Honor** is a powerful vehicle demonstrating ethical standards. Before officers take the Law Enforcement Oath of Honor, it is important that they understand what it means. An oath is a solemn pledge individuals make when they sincerely intend to do what is said.

2021




**PRINCE
WILLIAM**
Police

Join Us



www.joinpwcpd.org





PRINCE WILLIAM

Police

CONTACT US



PHONE

DIAL 9-1-1 FOR EMERGENCIES
Non-Emergency: 703-792-6500
Public Inquiries: 703-792-5123



EMAIL

General Inquiries: plicedept@pwcgov.org
Police FOIA Requests: policefoia@pwcgov.org



POLICE STATIONS

CENTRAL DISTRICT
5036 Davis Ford Road
Woodbridge, VA 22191

EASTERN DISTRICT
15948 Donald Curtis Drive
Woodbridge, VA 22191

WESTERN DISTRICT
8900 Freedom Center Boulevard
Manassas, VA 22110



SOCIAL PLATFORMS

@PWCpolice
[Facebook](#) | [Twitter](#) | [Instagram](#) | [YouTube](#)

OFFICE OF THE CHIEF OF POLICE

5036 DAVIS FORD ROAD | WOODBRIDGE | VIRGINIA

MORE INFORMATION

pwcva.gov/police

