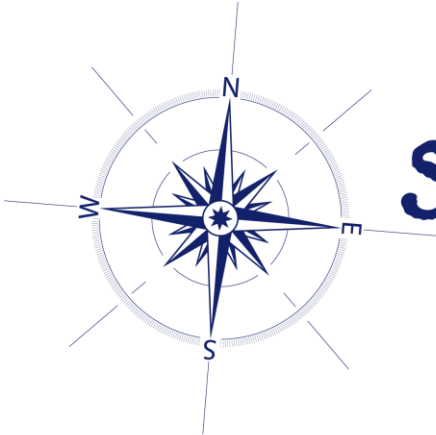


SURVEY OF STATEWIDE GENERAL ELECTION VOTERS



December 28-30, 2021



PRESENTED BY  
**STARBOARD**  
COMMUNICATIONS AGENCY

# Methodology

- Data presented here are the summary of surveying 300 registered voters in South Carolina.
- Field dates were January 28-30, 2021.
- Respondents were contacted by telephone using a combination of valid residential and cellular telephone listings. 154 respondents were reached via landline; 146 respondents were reached via cell phone.
- Each respondent was registered to vote in South Carolina, had a history of voting and was part of a representative sample based on current voter registration statistics. Data was stratified to represent accurate proportions in vital characteristics including race, age, gender, geography and political persuasion.
- The margin of error for a survey of this type is  $\pm 4.8\%$  in 19 out of 20 cases.

# Job Approval – Joe Biden

*Do you approve or disapprove of the job Joe Biden is doing as President?*



**35%**

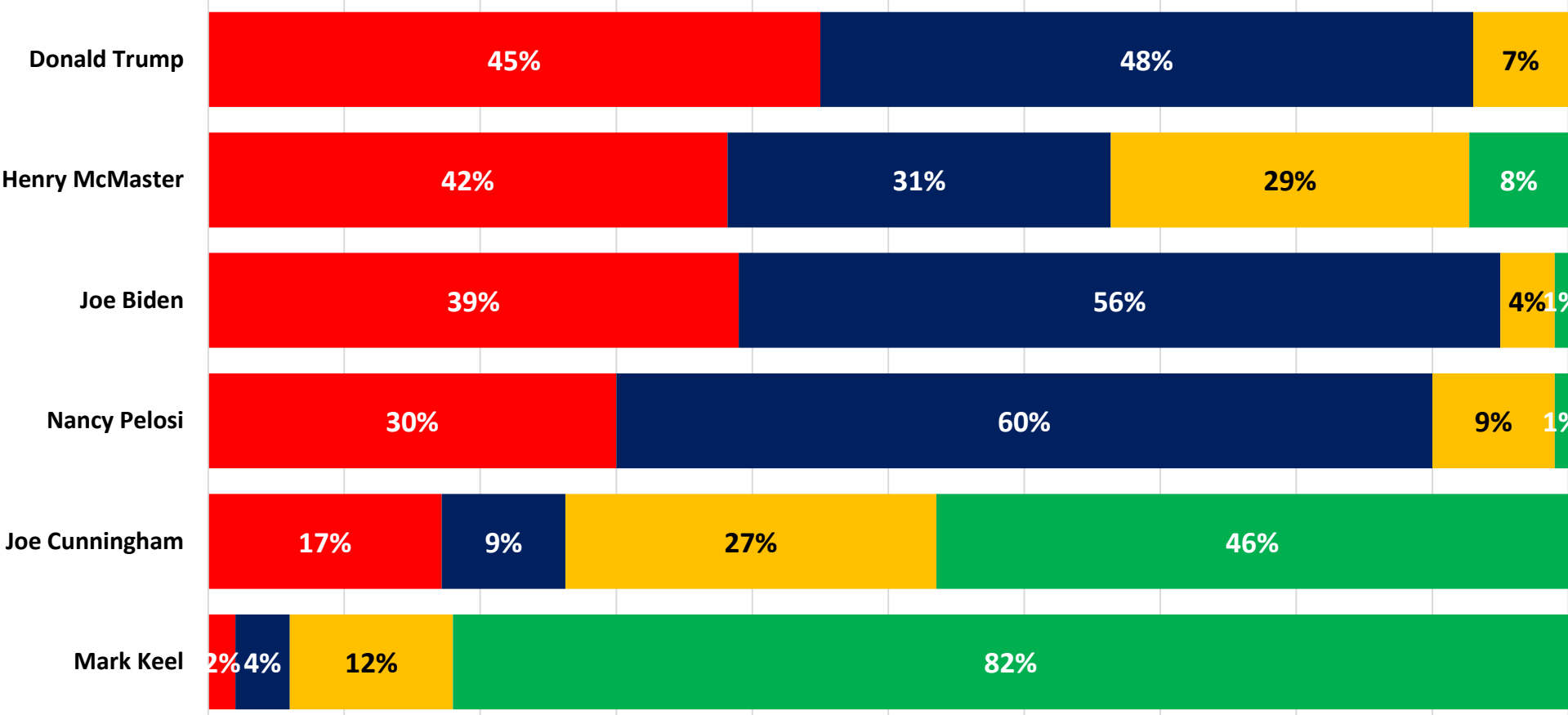


**57%**

	Approve	Disapprove	Unsure
<b>Overall</b>	<b>35%</b>	<b>57%</b>	<b>8%</b>
<b>Republican</b>	<b>3%</b>	<b>95%</b>	<b>2%</b>
<b>Democrat</b>	<b>88%</b>	<b>9%</b>	<b>3%</b>
<b>Independent</b>	<b>30%</b>	<b>59%</b>	<b>11%</b>
<b>18-34</b>	<b>22%</b>	<b>64%</b>	<b>14%</b>
<b>35-49</b>	<b>30%</b>	<b>61%</b>	<b>9%</b>
<b>50-64</b>	<b>33%</b>	<b>57%</b>	<b>10%</b>
<b>65+</b>	<b>41%</b>	<b>53%</b>	<b>5%</b>
<b>Upstate</b>	<b>36%</b>	<b>57%</b>	<b>7%</b>
<b>Low Country</b>	<b>32%</b>	<b>59%</b>	<b>9%</b>
<b>Midlands</b>	<b>33%</b>	<b>57%</b>	<b>10%</b>
<b>Pee Dee</b>	<b>38%</b>	<b>55%</b>	<b>8%</b>

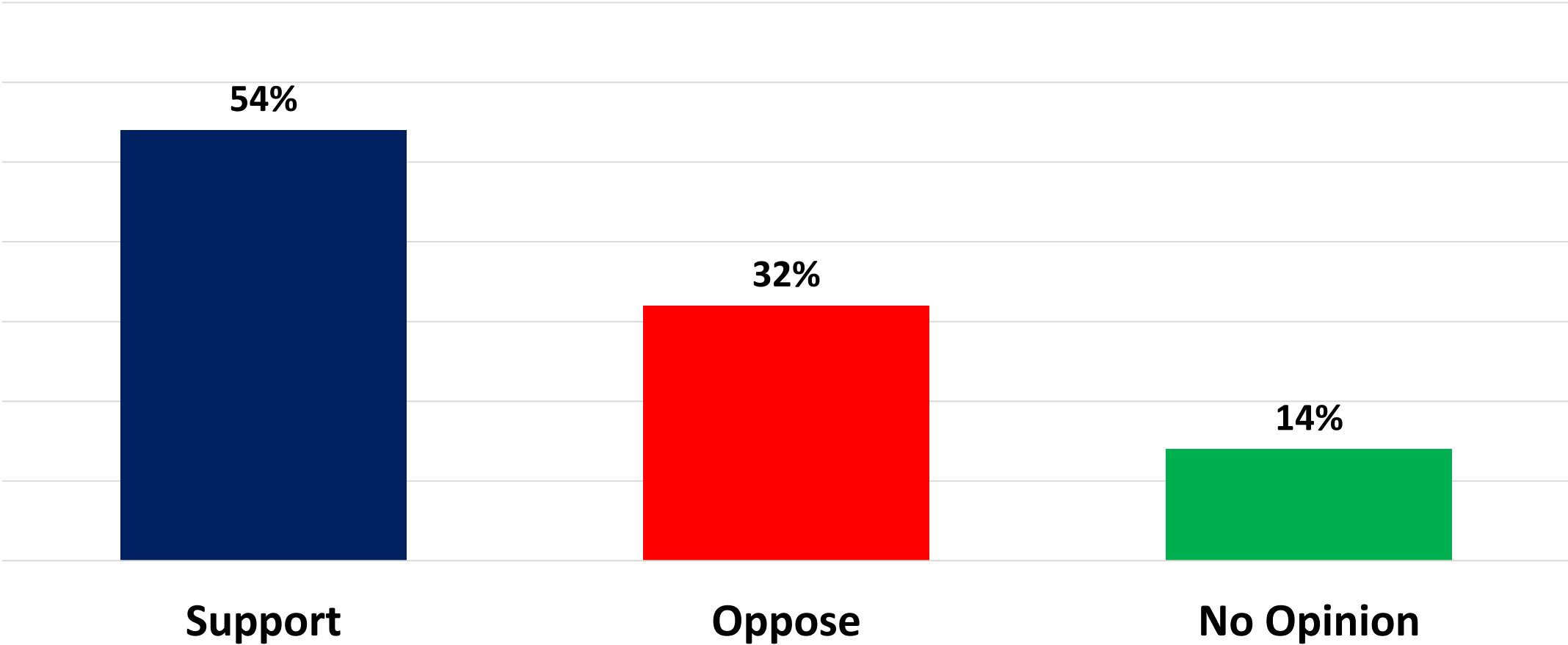
# Name Awareness Ratios

Favorable Unfavorable Heard - No Opinion Never Heard Of



# Initial Ballot

*Do you support or oppose legalizing medical marijuana in South Carolina?*



# Support or Oppose Medical Marijuana

*Do you support or oppose legalizing medical marijuana in South Carolina?*



**54%**

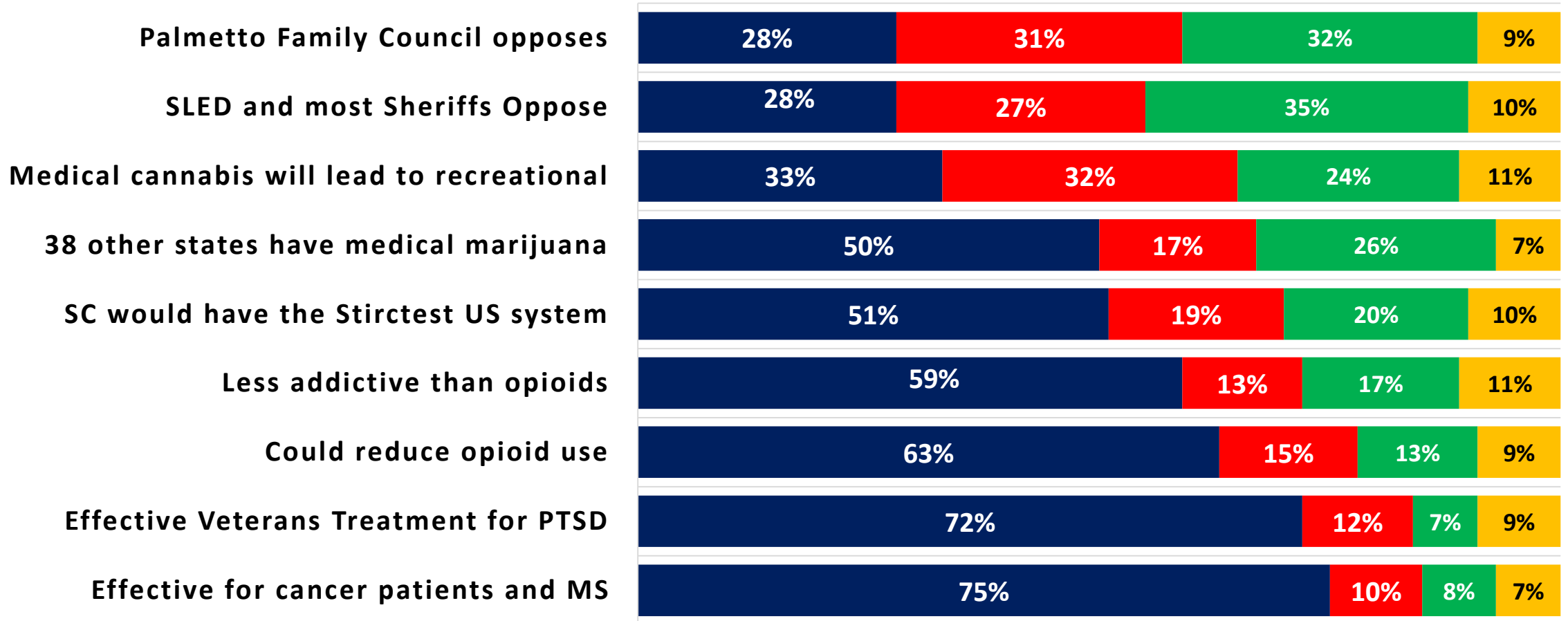


**32%**

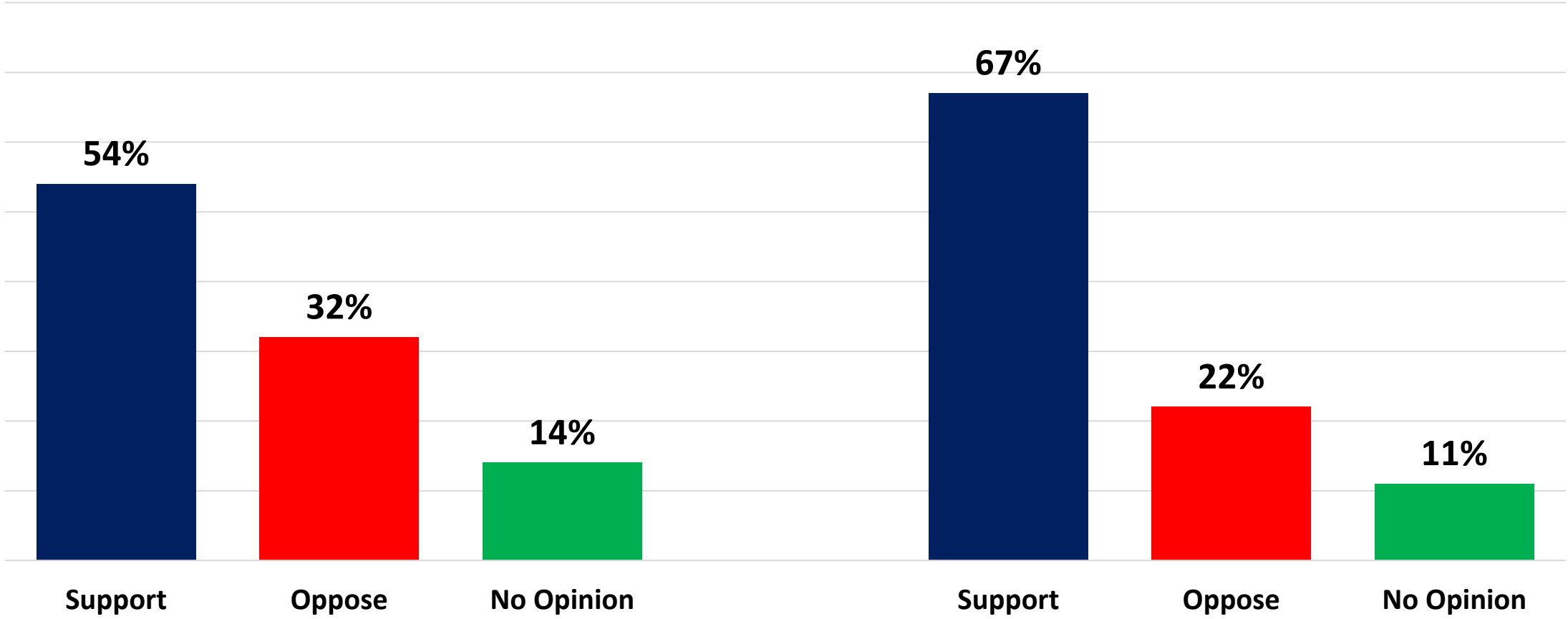
	Support	Oppose	Unsure
<b>Overall</b>	<b>54%</b>	<b>32%</b>	<b>14%</b>
<b>Republican</b>	<b>41%</b>	<b>38%</b>	<b>20%</b>
<b>Democrat</b>	<b>55%</b>	<b>27%</b>	<b>18%</b>
<b>Independent</b>	<b>68%</b>	<b>28%</b>	<b>4%</b>
<b>18-34</b>	<b>79%</b>	<b>6%</b>	<b>15%</b>
<b>35-49</b>	<b>66%</b>	<b>21%</b>	<b>13%</b>
<b>50-64</b>	<b>59%</b>	<b>26%</b>	<b>15%</b>
<b>65+</b>	<b>39%</b>	<b>48%</b>	<b>13%</b>
<b>Upstate</b>	<b>57%</b>	<b>25%</b>	<b>18%</b>
<b>Low Country</b>	<b>54%</b>	<b>31%</b>	<b>15%</b>
<b>Midlands</b>	<b>50%</b>	<b>39%</b>	<b>11%</b>
<b>Pee Dee</b>	<b>57%</b>	<b>32%</b>	<b>11%</b>

# Informative Statements

■ More Likely  
 ■ Less Likely  
 ■ No Difference  
 ■ Unsure



# Initial → Informed Ballot







For more information, please contact:

**Walter Whetsell**

803-730-9580 or [walter@starboardsc.com](mailto:walter@starboardsc.com)