

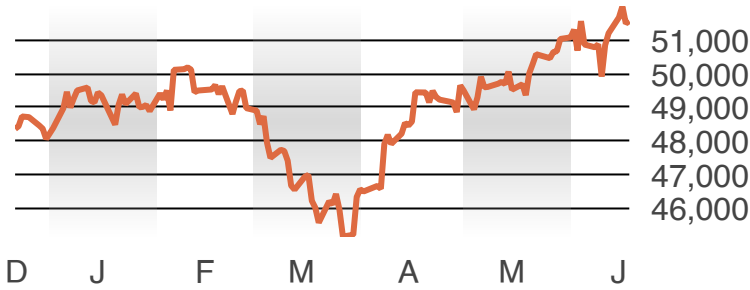
A DAY ON WALL STREET

Jun. 18, 2026

**Dow Jones
industrials**

72.15

51,564.70



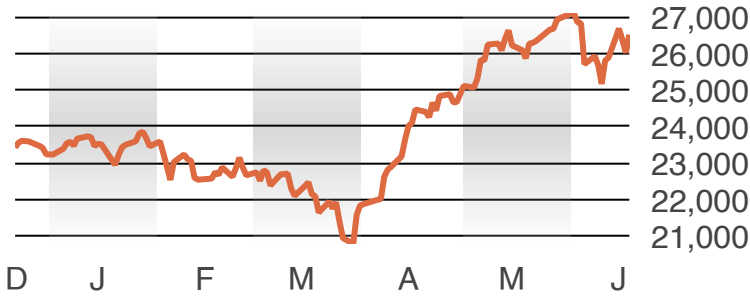
Pct. change from previous: 0.14% High 51,949.26 Low 51,554.53

Jun. 18, 2026

**Nasdaq
composite**

496.28

26,517.93



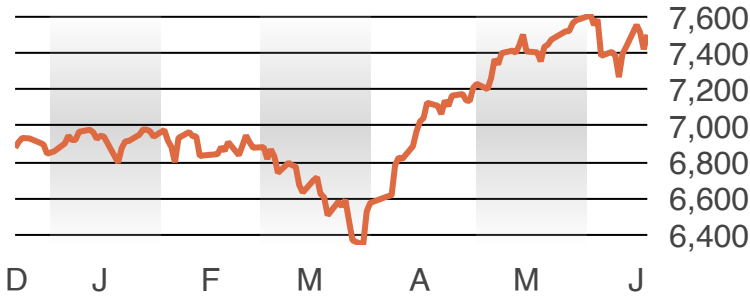
Pct. change from previous: 1.91% High 26,559.74 Low 26,188.69

Jun. 18, 2026

**Standard &
Poor's 500**

80.48

7,500.58



Pct. change from previous: 1.08% High 7,511.07 Low 7,468.32