











# A troubling rate for New Orleans

Orleans Parish has the highest per-capita death rate from COVID-19 of any county in the U.S. with at least 200 known cases, though several other counties have higher rates of known coronavirus infection.

County/Parish	Population	Cases	Deaths	Deaths per 100,000
<b>1. Orleans</b>	<b>391,006</b>	<b>997</b>	<b>46</b>	 <b>11.76</b>
2. Richmond, N.Y.	476,179	1,276	28	 <b>5.88</b>
3. King, Wa.	2,233,163	1,359	100	 <b>4.48</b>
4. Bronx, N.Y.	1,432,132	3,924	61	 <b>4.26</b>
5. Queens, N.Y.	2,278,906	7,026	92	 <b>4.04</b>
<b>6. Jefferson</b>	<b>434,051</b>	<b>458</b>	<b>12</b>	 <b>2.76</b>
7. New York, N.Y.	1,628,701	3,907	43	 <b>2.64</b>
8. Kings, N.Y.	2,582,830	5,705	64	 <b>2.48</b>
9. Snohomish, Wa.	814,901	634	16	 <b>1.96</b>
10. Bergen, N.J.	936,692	819	15	 <b>1.60</b>