Codington County

Monthly Report
December 2024

helpline center NETWORK OF CARE

Unique Individuals Served by Month

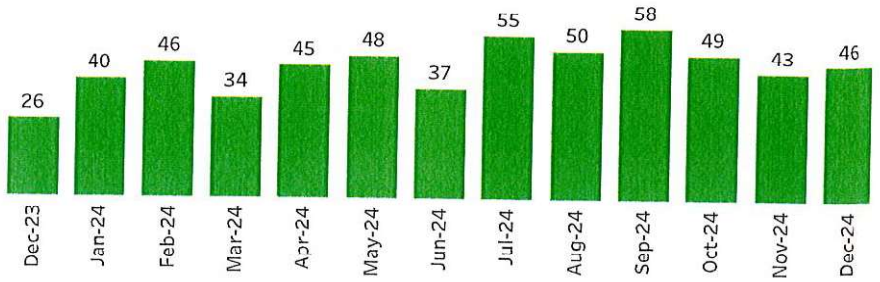

Unique Individuals Served by Year



Services Recorded by Month

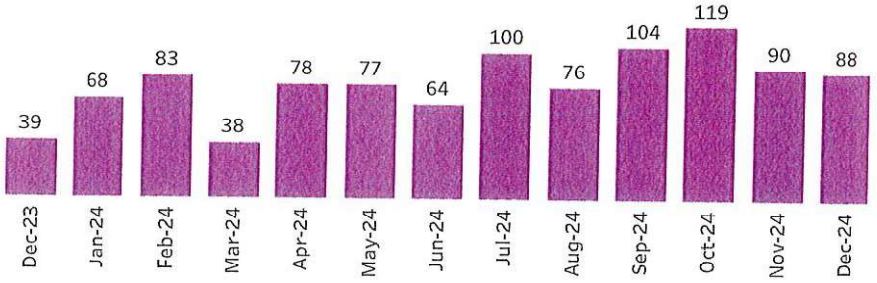

Services Recorded by Year



Total Client Contacts by Month

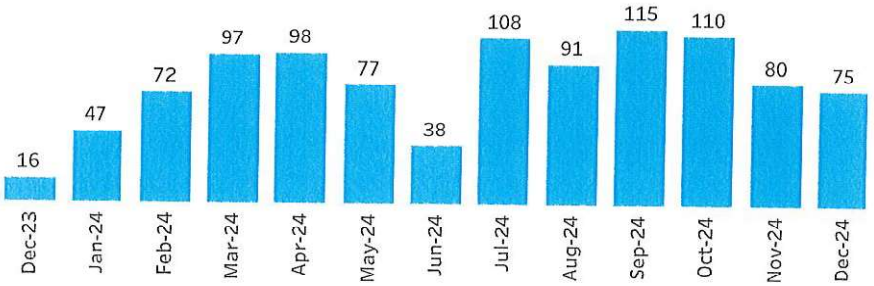

Total Client Contacts by Year

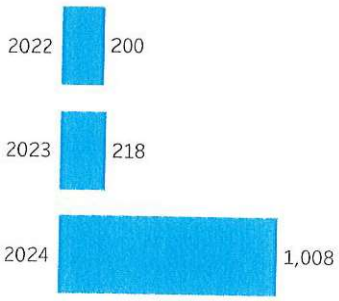

YTD Costs

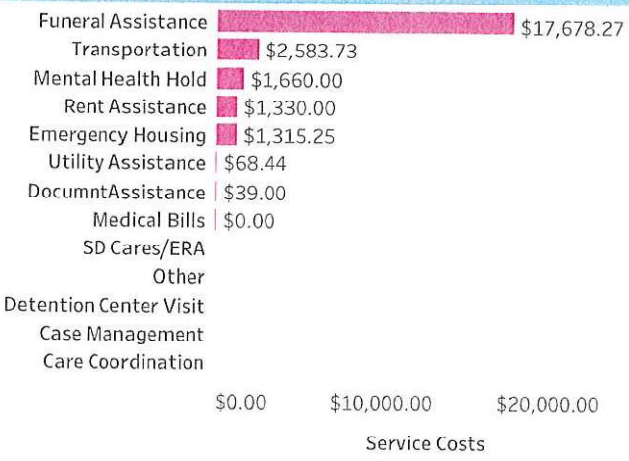

YTD Time Spent on Services (hours)

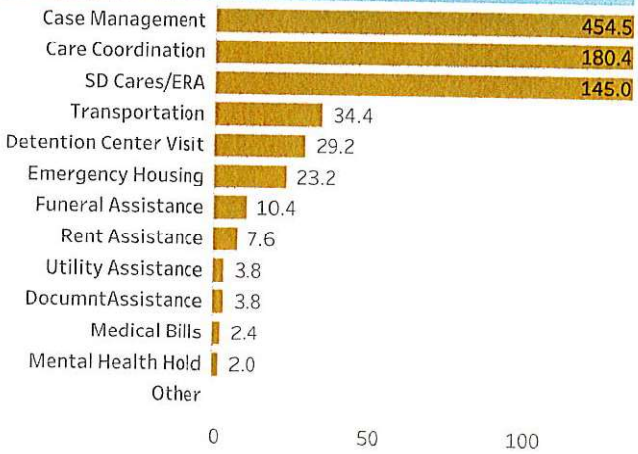

Completed Services

	Dec-23	Jan-24	Feb-24	Mar-24	Apr-24	May-24	Jun-24	Jul-24	Aug-24	Sep-24	Oct-24	Nov-24	Dec-24
Case Management	31	39	45	15	32	41	32	52	40	61	86	71	67
Care Coordination	4	12	20	10	32	11	12	32	19	20	19	10	12
Detention Center Visit		2	5	3	4	8	5	5	3	4	3	3	6
Transportation	2	3	2	4	5	2		4	7	10	3	3	1
SD Cares/ERA	1	1											1
Utility Assistance				1			1	1			1		
Rent Assistance	1	1	2			4	1	1		2			
Other					1								
Mental Health Hold				1					1				
Medical Bills			1							1			
Funeral Assistance		2	1					1	1		4		
Emergency Housing		6	3	2	1	3	2	1	2	1			
DocumntAssistance		1					1		1	2		1	

Completed Referrals

	Dec-23	Jan-24	Feb-24	Mar-24	Apr-24	May-24	Jun-24	Jul-24	Aug-24	Sep-24	Oct-24	Nov-24	Dec-24
Energy Assistance		1	3	2		1	1	2		2	4		1
Watertown Housing Authority	6	11	9	7	5	7	5	9	2	2	2		1
DOL		1	4		1	4			3		1		1
Vocational Rehab													1
Medical Provider			1										1
Transit									1				1
DSS	2	2	4	1	2	4		3	3	1			1
Social Security				1				1		1			1
CARES	3	8	6	3	3	7	6	9	2	3	1	1	1
Coordinated Entry System (CES)	2	4	2		1	4	1	2					
ICAP			1	3		2	2						
Brothers & Sisters Behind Bars		1			1	2		2					
Beacon Center		1				2			1				
Access Ministries						1			1				
WIC		1				1							
Veteran ESG													
Salvation Army	2					3	2	4		1			
Other			1			1				3			
HSA	1		1	1		2						2	

Contacts YTD

2024

	Jan	Feb	Mar	Apr	May	Jun	Jul	Aug	Sep	Oct	Nov	Dec	Total
Appointment	4	1	20	38	34	19	51	44	59	80	67	63	480
Phone	28	56	32	30	21	6	21	24	26	10	7	4	265
Walk In	1	5	32	21	14	9	30	15	22	17	5	8	179
Email	6	2	5	8	5	3	1	6	2	3			41
Text	8	8	6	1	3	1	4	2	6		1		40
Mail			1				1						2