

Top Ten Offenses by Sex and Fiscal Year(s)

The graphs below list the top 10 offenses for both male and female offenders, measured by total number of sentence "counts" for the selected fiscal year(s).

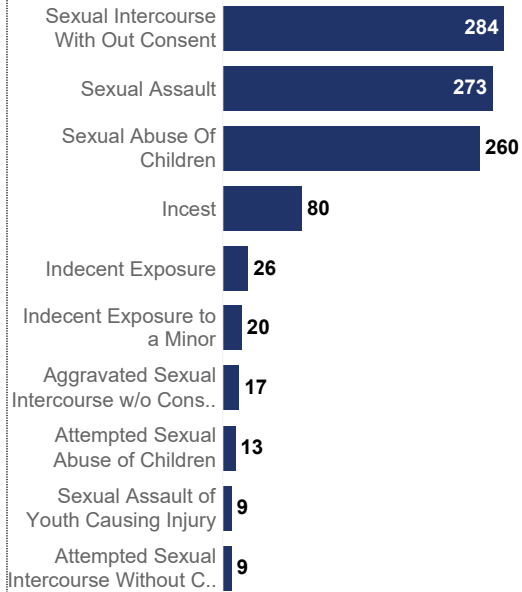
Clicking on a county on the map will update the graphs to reflect the top 10 male and offenses for that county and the selected fiscal year(s).

Alternatively, you can filter the map and graphs by using the checkbox and drop-down menus to the right.

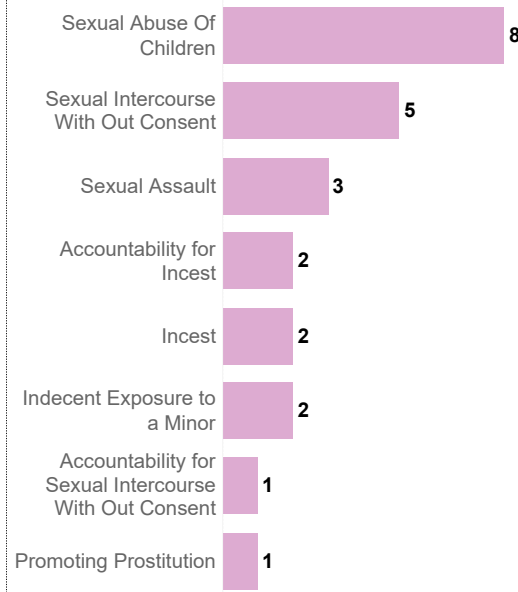
- Fiscal Year
- 2015
 - 2016
 - 2017
 - 2018
 - 2019
 - 2020
 - 2021
 - 2022
 - 2023
 - 2024

- Offense Class
- Drug
 - Influence
 - Person
 - Property
 - Public Order
 - Sexual Crime
 - Vehicle
 - Violent
 - Weapon

Top 10 Male Offenses for Fiscal Year(s)

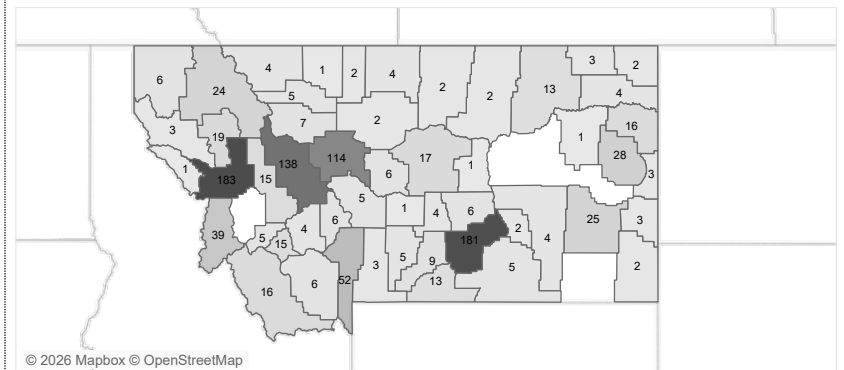


Top 10 Female Offenses for Fiscal Year(s)



Sex (Map Only) All
County All

Number of Counts by County



Data current as of: November 19, 2024