

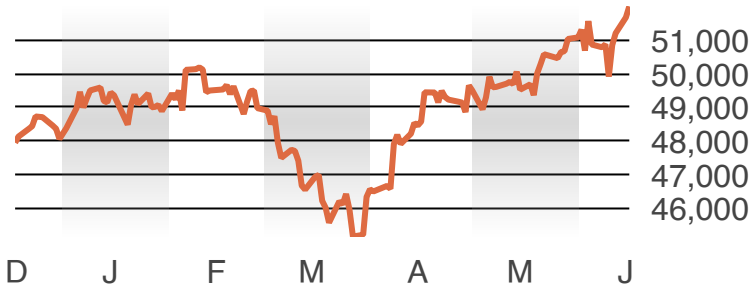
# A DAY ON WALL STREET

Jun. 16, 2026

## Dow Jones industrials

**328.64**

51,999.67



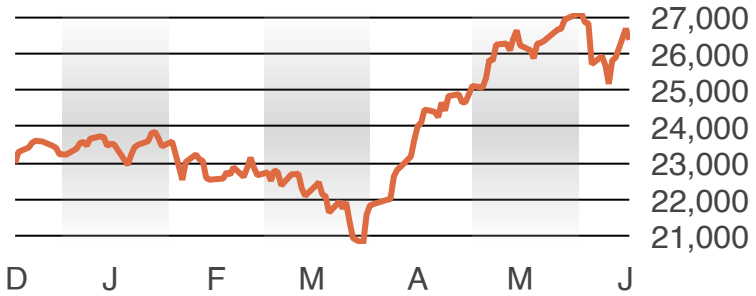
Pct. change from previous: 0.64%    High 52,190.29    Low 51,712.63

Jun. 16, 2026

## Nasdaq composite

**-307.60**

26,376.34



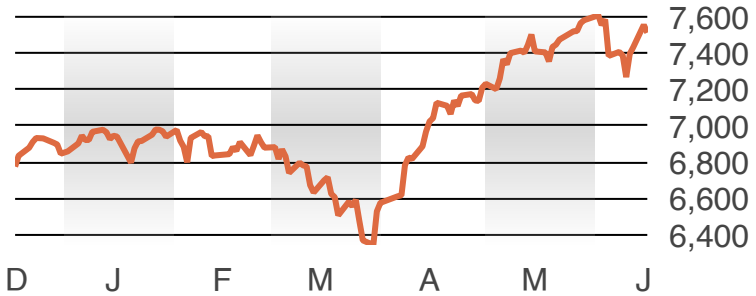
Pct. change from previous: -1.15%    High 26,788.62    Low 26,369.39

Jun. 16, 2026

## Standard & Poor's 500

**-42.94**

7,511.35



Pct. change from previous: -0.57%    High 7,564.96    Low 7,508.68