

# Monterey County Sheriff-Coroner

Office of the Coroner


1414 Natividad Rd. Salinas, California 93906


**Francesca Linda Jacobs**

**Coroner Case Number: 20140110**

<b>CLASSIFICATION</b>	Manner of Death <b>Undetermined</b>	Sub Manner of Death <b>Natural vs. Suicide</b>			Deputy Coroner <b>Diana Schumacher</b>		
	Type of Medical Examination <b>Autopsy</b>	Time Departed	Time Arrival	Date of Death <b>02/04/2014</b>	Time of Death <b>0000</b>		
<b>DECEDENT PERSONAL DATA</b>	Name-First <b>Francesca</b>		Middle <b>Linda</b>	Last <b>Jacobs</b>		Marital Status <b>Widowed</b>	
	Age <b>58</b>	Date of Birth <b>05/25/1955</b>	Place of Birth <b>OK</b>	Height <b>5' 02"</b>	Weight <b>90</b>	Hair <b>Blond</b>	Eyes <b>Green</b>
	Sex <b>F</b>	Teeth <b>Natural (Sparse)</b>	Race <b>White</b>			SSN <b>570-69-7068</b>	
	Scars, Marks, Tattoos						
<b>RESIDENCE</b>	Address <b>1113 4th Street Apt E</b>			City <b>Monterey</b>	State <b>CA</b>	Zip <b>93940</b>	
<b>PLACE OF DEATH</b>	Place <b>Own Residence</b>					County <b>Monterey</b>	
	Address <b>1110 4th Street Apt E</b>			City <b>Monterey</b>	State <b>CA</b>		
<b>REPORTING INFORMATION</b>	Death Reported By <b>Officer Adam Costa</b>		Agency <b>Monterey Police Department</b>		Date <b>02/04/2014</b>	Time <b>1830</b>	Removed From Scene To <b>Coroner's Facility</b>
	Address <b>351 Madison Street</b>			City <b>Monterey</b>	State <b>CA</b>	Zip <b>93940</b>	
<b>CAUSE OF DEATH</b>	Immediate Cause: <b>Inanition</b> Due to: Due to: Due to:						
<b>OTHER SIGNIFICANT CONDITIONS</b>	<b>None</b>						
<b>INJURY INFORMATION</b>	Place of Injury			Injury at Work?	Date of Injury	Time	Estimated
	Address of Injury			City	County	State	
	Injury Description						
<b>IDENTIFICATION</b>	Identification Method <b>Circumstances</b>			Identified By <b>Law Enforcement</b>			
<b>NOTIFIED</b>	Name <b>Bert Saunders</b>		Relationship <b>Executor of Will</b>	Mailing Address <b>1472 Deer Flat Road Monterey, CA 93940</b>			
	Notified By <b>Law Enforcement</b>		How Notified <b>By Phone</b>		Date <b>02/05/2014</b>	Time <b>1000</b>	
<b>ADDITIONAL INFORMATION</b>	Pathologist <b>Dr. Venus Azar</b>		Other Investigation		Funeral Home <b>Monterey County Coroner's Office</b>		

Scott Miller, Sheriff-Coroner

  
Diana Schumacher Detective

  
Coroner Supervisor

Deceased: Jacobs, Francesca Linda  
Date of Death: 02/04/2014 Case Number: 2014 0110



**Office of the Sheriff**  
County of Monterey  
Coroner Division



**PERSONS CONTACTED:**

Monterey Police Department  
Officer Adam Costa  
351 Madison Street  
Monterey, CA 93940  
(831) 646-3830

Clarence "Bert" Saunders

72 Deerfield Road  
Monterey, CA 93940

(831) 402-6404

**REFERENCES:**

Central Valley Toxicology report # CVT-14-2836  
Monterey Police Department Report #YG1400556

**Narrative:**

On 02/04/2014 at approximately 1742 hours, Monterey Police Officers Costa and Gray were dispatched to 1113 4<sup>th</sup> Street Apt E to conduct a welfare check on an adult female later identified as 58-year old Francesca Jacobs. A neighbor reported Jacobs' front door had been opened and no activity noted since approximately 1700 hours the evening prior.

Officers arrived at the five-unit, two story complex and located Jacobs' apartment upstairs at the end of the landing. Officer Costa located the open door at apartment E, and could see Jacobs deceased just inside the residence on the living room couch. Additional units arrived on scene and assisted in conducting interviews of the nearby tenants (refer Monterey PD report #YG1400556).

I received a page from County Communications at approximately 1820 hours. I contacted Sheriff's Dispatch and was advised of the death in Monterey. I contacted Officer Costa at the number provided.

Officer Costa advised he was at the residence of a deceased adult female who had been located inside her residence on the couch. He described the residence as near empty; he noted no food in the kitchen

Deceased: Jacobs, Francesca Linda  
Date of Death: 02/04/2014 Case Number: 2014 0110



## Office of the Sheriff

County of Monterey  
Coroner Division



and minimal personal property. He had been advised the decedent had resided in the residence for many years. She appeared extremely emaciated and gaunt in death. He estimated her age to be eighty or ninety years based on her appearance. We would later learn Jacobs was only 58 years old. I advised I would respond to the scene from the Peninsula.

I arrived on scene and met with Officer Costa, who briefed me on the incident thus far. He advised he and his partner officers had spoken to the other residents of the complex. It appeared Jacobs had been in declining health for several weeks prior to her death. One of the neighbors, Peri [REDACTED] advised she had received a voice mail message from the decedent at 1417 hours on 02/03/2014. She played the message for Officer Costa, who described Jacobs' voice as very feeble and weak. In the message, Jacobs asked [REDACTED] to stop by McDonalds and purchase her a medium sized "coke" beverage. [REDACTED] did not notice the message or request until later. She noticed Jacobs' front door was open at approximately 1730 hours.

I was directed to the apartment residence. I found Francesca Jacobs lying supine atop the couch which was located just inside to the right of the entrance. She appeared to have been standing at the door when she either sat or fell back atop the sofa behind her. Her back was arched, her head and shoulders resting on the sofa seat cushion, her buttocks atop the left arm of the heavily soiled sofa. Her feet just nearly reached the floor; her arms were bent at the elbow and stretched out towards her head. Jacobs appeared much older than her date of birth represented on her California Driver's License #C2109435. I estimated her to weigh no more than 80-90 lbs. She was fully dressed in blue velour style jacket and pants, black shoes and socks, and beige undergarments. I noted her clothing was heavily soiled with the same substance pooling and dripping from the sofa; it appeared Jacobs had been gravely ill in the days leading up to her death and unable to control her bowels. The drying matter was very dark and concentrated. Officer Costa and I located what appeared to be fecal matter in discarded fast food beverage cups lying near the sofa. It did not appear Jacobs could travel far from the sofa, and was using the receptacles to relieve herself. Algor Mortis presented as very cold to the touch. Lividity was not visible as the decedent lay; I

Deceased: Jacobs, Francesca Linda  
Date of Death: 02/04/2014 Case Number: 2014 0110



**Office of the Sheriff**  
County of Monterey  
Coroner Division



did not disturb her clothing to view it. Rigor Mortis was fully established and broke with moderate pressure. As I examined the decedent I noted no visible injuries or signs of altercation. Later, at forensic examination, several superficial lacerations were located on the decedent's left inner arm and wrist area in various stages of healing. The marks were consistent with self inflicted "cutting" injuries.

Officer Costa and I searched the residence, which was furnished only with the sofa in the front room. A metal walker stood near the hallway, and several framed photographs depicting nature scenes had been removed from the walls and carefully wrapped in plastic. The first bedroom within the residence contained a small paper shredder and a plastic shelving unit with an old disconnected telephone atop. Within the closet was a variety of women's clothing. In the second bedroom, two medium sized suitcases containing more women's clothing was located. Inside the closet of the second bedroom, more women's clothing and shoes had been stored, along with older appearing women's purses. Inside one of the purses a medical identification card in the name of Florence I Jacobs was located. Officer Costa also located a hand written poem entitled "Safely Home". The content refers to the author being "safely home in heaven" at last.

In the kitchen, all the cupboards were completely barren. No canned goods, kitchen utensils or day to day serving ware was present. Atop the Formica countertops was a lone coffee cup and coffee machine, but it did not appear either had seen use in some time. I located no coffee, food, or water in the refrigerator or freezer unit. Within a lower kitchen cabinet I located a folder, inside which contained a hand written letter in the same script as the poem. It appeared both documents had been authored by Jacobs. The heading of the letter/declaration stated, "The Last Will and testament of Francesca Linda Jacobs". The undated document went on to declare all property, real and personal was to be left to Bert Saunders. Saunders' contact information was included in the body of the letter, along with her declaration that Saunders should act as executor of her estate.

The second paragraph of the document stated that the *REMAINS* of her mother, "Florence Ida Jacobs", "which can be found in the sealed

Deceased: Jacobs, Francesca Linda  
Date of Death: 02/04/2014 Case Number: 2014 0110



## Office of the Sheriff

County of Monterey  
Coroner Division



cardboard box in the dining area" and her remains were to be cremated and sent to Forest Lawn, in Glendale California. The document stated they were to be placed together in the Columbarium of Courage, Niche G1320. No obituary, service or name plate was to be obtained.

The dining area, an extension of the small galley kitchen held within it a large cardboard moving-storage style box approximately 20 inch by 20 inch by 33 ½ inch in dimension. The box was dusty and somewhat heavy. As I pushed it away from the wall, I noted a heavy mark of dust and dirt on the floor; it did not appear the box had been moved or tampered with for some time. I was immediately concerned, as the hand written note declared Francesca and her mother were *TO BE* cremated; it appeared the *REMAINS* of another person, possibly the decedent's mother, were somehow incased within the large cardboard box. Utilizing Officer Costa's personal pocket knife, I carefully opened one end of the box in question. Inside the box was another box, this one wrapped in heavy black plastic consistent with a heavy duty garbage bag. As Officer Costa and I pushed against the box encased in plastic we noted it yielded somewhat easily; something hard appeared beneath it.

As the box in question was clearly large enough to entomb the remains of a person, I advised Officer Costa I would transport the box to the Coroner's Office. There the box could be opened in a controlled environment with the forensic pathologist and autopsy team present should the box yield human remains. On 02/07/2014, the box in question was opened, locating the mummified remains of an adult female; refer Coroner Case #2014 0117 for investigative information.

I took several digital photographs of the decedent, her apartment and the cardboard box located within the kitchen. The digital images were later downloaded into a secure database at the Coroner's Office in Salinas.

Drake Transportation was contacted for removal as per coroner contract. David Fregoso arrived on scene and assisted me in placing Jacobs into a white body bag for transport. Francesca Linda Jacobs was subsequently transported to the Coroner's Office in Salinas. She was placed within the morgue pending examination.

Deceased: Jacobs, Francesca Linda  
Date of Death: 02/04/2014 Case Number: 2014 0110



**Office of the Sheriff**  
County of Monterey  
Coroner Division




A postmortem examination was ordered as per California Government Code Section 27491. Coroner's Forensic Pathologist Dr. Venus Azar conducted it on 02/07/2014 at 1100 hours at the Monterey County Morgue. (Please refer to Dr. Azar's postmortem examination report for specific details). It was determined Francesca Linda Jacobs died as a result of Inanition (weeks). No contributing causes were noted.

**Central Valley Toxicology** conducted toxicology studies. Results:  
Specimen: Femoral Blood and Vitreous Humor Samples. Complete Drug Screen: Tramadol detected. No other common acidic, neutral or basic drugs detected. No Ethyl Alcohol detected. Tramadol = 0.24 mg/L. Vitreous Panel: Glucose = 35 mg/dL, Sodium = 132 mmol/L, Potassium = 19.2 mmol/L, and Chloride = 105 mmol/L.


**CONCLUSION:**

In view of the information listed above, as well as the information received from the pathologist, it is concluded this was a death of *Undetermined* causes and origin, as classified by the World Health Organization Manual of the International Classification of Diseases, Injuries, and Causes of Death (Vol. 1, ICD, 9<sup>th</sup> Revision). Manner may be Suicide, but there is no reasonable medical certainty to determine the manner.

CASE CLOSED

  
Diana Schumacher, Deputy Coroner

8.29.14  
Date

  
Coroner Supervisor

9/3/2014  
Date

COUNTY OF MONTEREY  
POSTMORTEM EXAMINATION

Case No. 2040110

Name: Francesca Jacobs

Date & Time of Necropsy: 02/07/14, 11:00 am

Age: 58      Height: 58 inches      Weight: 65 lbs.

**PRELIMINARY EXAMINATION:** The body is received in a yellow plastic pouch labeled with the decedent's name. When first viewed the decedent is clad in a blue sweatshirt, blue sweatpants, black shoes, black socks, beige bra, and beige briefs. A yellow metal chain necklace with a yellow metal cross pendant that has dark red stones is around the neck. Two yellow metal rings are on the right ring finger.

**EXTERNAL EXAMINATION:** The body is that of a very thin, cachectic and emaciated white female, whose appearance is older than the recorded age of 58 years. Rigor mortis is absent. Fixed red-purple lividity involves the posterior, dependent body surfaces.

The head is normocephalic and atraumatic. The scalp is intact. The scalp hair is gray and measures approximately 8" long. The face is symmetrical. The eyelids are atraumatic. The conjunctivae and sclera are clear and free of petechiae. The irides are blue with equally dilated pupils. The nose is unremarkable. The lips, frenula, and oral mucosa are intact. The teeth are in adequate repair. The external ears are normally formed and unremarkable.

The neck is symmetrical and the trachea is palpable in the midline. There are no visible or palpable lesions present on the neck. The chest is bilaterally symmetrical and without evidence of injury. The breasts are without palpable masses. The abdomen is scaphoid and without evidence of injury. There is green postmortem discoloration of the left abdomen and bilateral lower abdomen. The external genitalia are normally formed and atraumatic. The posterior body surfaces are bilaterally symmetrical and without evidence of injury to the back or buttock.

The upper extremities are bilaterally symmetrical, normally formed, and described further under "Evidence of Injury". The fingernails are long and dirt encrusted. The lower extremities are asymmetrical, with the right leg measuring approximately 2" shorter than the left. There are cutaneous blunt force injuries described under "Evidence of Injury". The toenails are somewhat long and show tan discoloration and thickening of the great toenail.

**EVIDENCE OF INJURY:** The left antecubital fossae has approximately eight horizontal linear, parallel, very thin, clearly demarcated skin lesions consistent with healing superficial incisions. The left anterior forearm and wrist have at least fifteen scabbed linear thin parallel vertical skin lesions involving an 8 ½ x 1 ½" area. A 1 ½" ovoid red contusion is on the right posterior forearm. Several 3/16 to ½" in greatest dimension red-orange abrasions are on the right proximal anterior-lateral thigh and hip. A 2" ovoid red contusion is on the left anterior-lateral thigh. A ½" purple contusion is on the left knee. A 1 ¼" ovoid blue contusion and a 1" ovoid purple contusion are below and lateral to the left knee. A ½" brown contusion and a 1 ¼" ovoid brown-green contusion are on the right anterior-medial lower leg.

COUNTY OF MONTEREY  
POSTMORTEM EXAMINATION

Case No. 2040110

Name: Francesca Jacobs

Date & Time of Necropsy: 02/07/14, 11:00 am

**EVIDENCE OF MEDICAL THERAPY:** None.

**IDENTIFYING MARKS AND SCARS:** A 3" horizontal surgical scar is on the pelvis. A 4 ½" vertical linear surgical scar is on the right elbow. A 6" linear vertical surgical scar is on the right lateral hip and thigh.

**INTERNAL EXAMINATION:**

**BODY CAVITIES:** The pleural cavities are free of abnormal collections of fluid, hemorrhage, or adhesions. The visceral and parietal pleurae are intact and unremarkable. The pericardial sac is intact and unremarkable. The abdominal cavity is intact and unremarkable. The thoracoabdominal organs are in their usual positions. The diaphragms are intact and normally elevated.

**NECK:** The superficial and deep muscles of the neck are unremarkable and show no evidence of hemorrhages. The thyroid gland is bilaterally symmetrical, soft, fleshy and without lesion. The hyoid bone, thyroid and cricoid cartilages are intact with no adjacent soft tissue hemorrhages. The larynx and trachea are unremarkable with no intraluminal obstructive lesions. There are no prevertebral fascial hemorrhages or underlying cervical vertebral fractures present.

**CARDIOVASCULAR SYSTEM:** The 210 gram heart has an intact epicardium. The cardiac contour is unremarkable. The coronary arteries follow the usual anatomic pathways and are widely patent. The left and right ventricles measure approximately 1.0 and 0.3 cm in thickness respectively. The myocardium has a 3 x 2 cm white scar involving the intraventricular septum apically. The myocardium is otherwise unremarkable. The mitral valve shows moderate to severe myxoid degeneration. The tricuspid valve shows mild to moderate myxoid degeneration. The aortic and pulmonic valves are unremarkable. The chordae tendinae, papillary muscles, and endocardium are unremarkable. The aorta shows mild atherosclerosis and is without aneurysms or dissection.

**RESPIRATORY SYSTEM:** The right and left lungs each weigh 225 grams and show hyper-expansion. A few pleural gray-white fibrous scars with focal calcification involve the bilateral apices of the upper lobes. On step-sectioning the parenchyma is pink and without significant edema or consolidation. There are no intraluminal obstructive lesions, masses, or thromboemboli.

**HEPATOBIILIARY SYSTEM:** The liver weighs 800 grams and the capsule is intact. On sectioning, the parenchyma is red-brown, firm, and without any lesions seen on the cut surface. The gallbladder contains approximately 40 ml of yellow-orange bile and six black

COUNTY OF MONTEREY  
POSTMORTEM EXAMINATION

Case No. 2040110

Name: Francesca Jacobs

Date & Time of Necropsy: 02/07/14, 11:00 am

bile stones ranging from 0.5 to 0.8 cm in diameter. The biliary tract is intact and unremarkable.

**HEMATOPOIETIC SYSTEM:** The spleen weighs 50 grams and the capsule is intact. On sectioning, the parenchyma is unremarkable. The thymus has been replaced by adipose tissue and is unremarkable. The thoracoabdominal and cervical lymph nodes are not enlarged. The visualized bone marrow is unremarkable.

**ENDOCRINE SYSTEM:** The cortices and medullae of the adrenal glands are unremarkable. Externally on sectioning, the pancreas is pink-tan, well-lobulated, soft, and slightly autolyzed. No lesions are seen on cut surfaces.

**GASTROINTESTINAL SYSTEM:** The esophagus is intact and unremarkable. The stomach contains approximately 50 ml of dark red-brown turbid fluid without tablets, capsules or food fragments. The gastric mucosa has several erosions ranging from 0.1 up to 0.3 cm in diameter, focally associated with overlying dark red-black blood. The duodenum, small intestine, large intestine, and appendix are unremarkable. The colon contains dark green-brown fecal matter.

**GENITOURINARY SYSTEM:** The right and left kidneys each weigh 90 grams. The renal capsules are intact and strip with ease to reveal slightly granular cortices. A 1 cm simple cyst involves the right upper pole cortex. The corticomedullary junctions are well-demarcated. The pyramids and papillae are unremarkable. The calices and pelves are not dilated. The ureters are patent to the bladder, which is unremarkable and contains 30 ml of yellow urine. The uterus has an irregular shape due to leiomyomas involving the intramural and subserosal regions, measuring up to 1 cm in diameter. The endometrial is thin, tan and unremarkable. The left ovary has a 2.5 cm tan-white multicystic, clear fluid filled nodule. The right ovary and left fallopian tubes are not identified. The right fallopian tube is unremarkable.

**MUSCULOSKELETAL SYSTEM:** The muscles are firm, red-brown and without any evidence of focal lesions. The skeleton is well developed without any evidence of fractures or focal trauma.

**HEAD AND CENTRAL NERVOUS SYSTEM:** The dura of the tentorium cerebelli has a 4 x 3 x 2.5 cm tan-white solid apparent meningioma. The skull is intact with no evidence of fractures. The epidural space, dura, and leptomeninges are intact and otherwise unremarkable. The dural sinuses are intact and unremarkable. The vessels at the base of the brain are unremarkable. The brain weighs 1410 grams and shows bilaterally symmetrical cerebral hemispheres, cerebellum and brainstem. On sectioning, the cerebral cortex, ventricles, basal ganglia, hippocampi, midbrain, pons, medulla, uppermost cervical spinal cord and cerebellum are bilaterally symmetrical and unremarkable.

COUNTY OF MONTEREY  
POSTMORTEM EXAMINATION

Case No. 2040110

Name: Francesca Jacobs

Date & Time of Necropsy: 02/07/14, 11:00 am

**Histology Specimens:** Representative sections of myocardial scar and dura mater nodule are retained in formalin.

**Toxicology Specimens:** Peripheral blood, vitreous humor, urine, bile, and gastric contents.

**Evidence Collected:** Exemplar hair and filter paper blood spot.

**Attendees:** None.

**Autopsy Technician:** W. Hilt.

**Investigator:** D. Schumacher.

**FINDINGS:**


- 1 Cachexia and emaciation.
- 2 Healing superficial incisions of the left antecubital fossa and forearm.
- 3 Cutaneous abrasions and contusions.
- 4 Dura mater apparent meningioma.
- 5 Myocardial scar.
- 6 Mitral and tricuspid valve myxoid degeneration.
- 7 Simple renal cyst.
- 8 Mild nephrosclerosis.
- 9 Gallstones.
- 10 Uterine leiomyoma.
- 11 Left ovary cyst.
- 12 Status post right oophorectomy, remote.
- 13 Gastric stress ulcers.
- 14 Complete drug screen detected Tramadol within the effective level range.
- 15 Vitreous glucose and electrolytes showing decomposition.

**COMMENT:**

The decedent was found unresponsive in her residence on a couch. A handwritten note was found requesting her body to be cremated along with that of her mother, which she stated could be found in a box located in her garage. Postmortem examination showed the decedent to be cachectic and emaciated. There were scabbing and healing superficial skin incisions of the left forearm. The cause of death appears to be inanition. There is not sufficient reasonable medical certainty to determine the manner, which may be suicide.

**CAUSE OF DEATH:** Inanition

**MANNER:** Undetermined

  
Venus Azar, M.D.  
Board Certified Forensic Pathologist

Case Name:  
Jacobs,

TOXICOLOGY NUMBER: CVT-14-2836

Specimen Description: Francesca  
11 ml femoral blood, 2.75 ml vitreous humor & 30 ml urine each labeled "Francesca  
Linda Jacobs; 20140110; DS; DOD 2/4/2014; N; Dr Venus Azar; autopsy 02/07/2014;  
1100 hrs"

Delivered by Tricor

Date 12-Feb-14

Received by Bill Posey

Date 12-Feb-14

Request: Complete Drug Screen


Agency Case # 20140110

**Requesting Agency**

Monterey Co. Sheriff-Coroner  
Attn: Fiscal Dept.  
1414 Natividad Road  
Salinas CA 93906

**Report To**

Monterey Co. Sheriff-Coroner  
Attn: Investigator Schumacher  
1414 Natividad Road  
Salinas CA 93906



**RESULTS**

Specimen: Femoral Blood and Vitreous Humor Samples

Complete Drug Screen: Tramadol detected.

No other common acidic, neutral or basic drugs detected.

No Ethyl Alcohol detected.

Tramadol = 0.24 mg/L

Vitreous Panel: Glucose = 35 mg/dL

Sodium = 132 mmol/L

Potassium = 19.2 mmol/L

Chloride = 105 mmol/L

Blood Tramadol Ranges

Effective Level: (0.1 - 0.8 mg/L)

Potentially Toxic: (1.0 mg/L)

A handwritten signature in black ink, appearing to read "B. L. Posey".

B. L. Posey

February 21, 2014

B. L. POSEY  
S. N. KIMBLE  
Directors

1580 Tollhouse Road  
Clovis, California 93611  
Phone (559) 323-9940  
Fax (559) 323-7602