

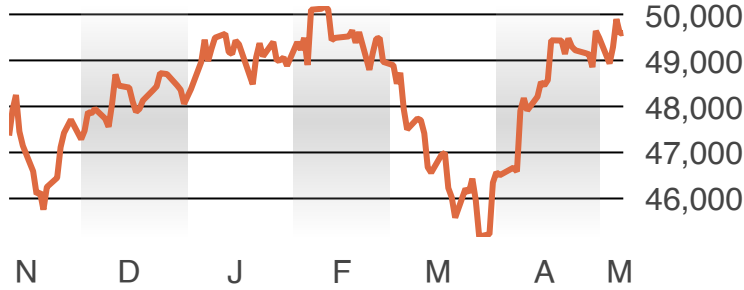
A DAY ON WALL STREET

May 8, 2026

**Dow Jones
industrials**

12.19

49,609.16



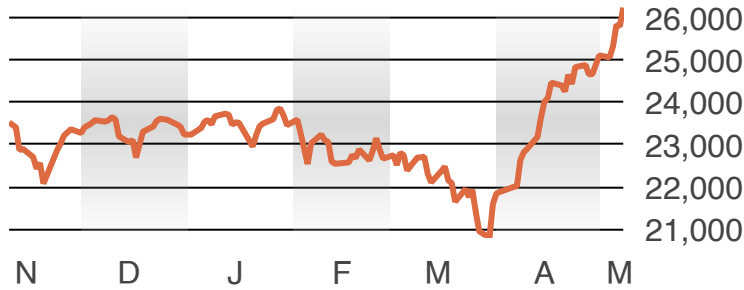
Pct. change from previous: 0.02% High 49,830.70 Low 49,486.96

May 8, 2026

**Nasdaq
composite**

440.88

26,247.08



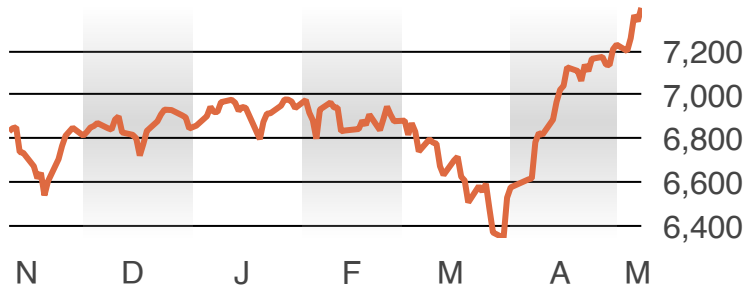
Pct. change from previous: 1.71% High 26,248.62 Low 25,944.78

May 8, 2026

**Standard &
Poor's 500**

61.82

7,398.93



Pct. change from previous: 0.84% High 7,401.50 Low 7,362.97