

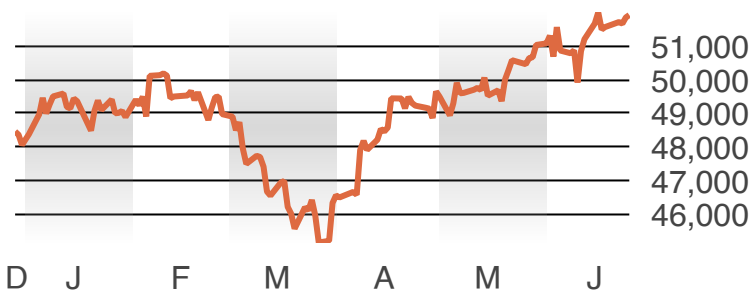
A DAY ON WALL STREET

Jun. 25, 2026

Dow Jones industrials

71.72

51,920.62



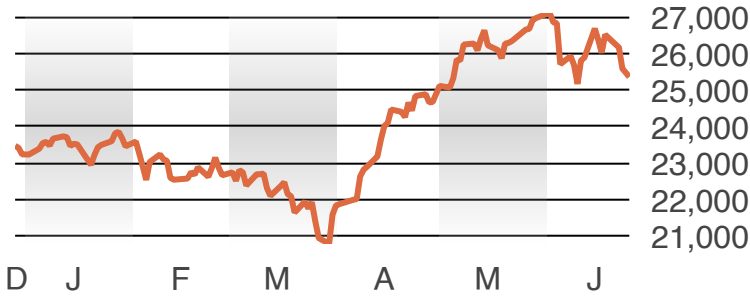
Pct. change from previous: 0.14% High 52,655.66 Low 51,857.78

Jun. 25, 2026

Nasdaq composite

-118.03

25,358.60



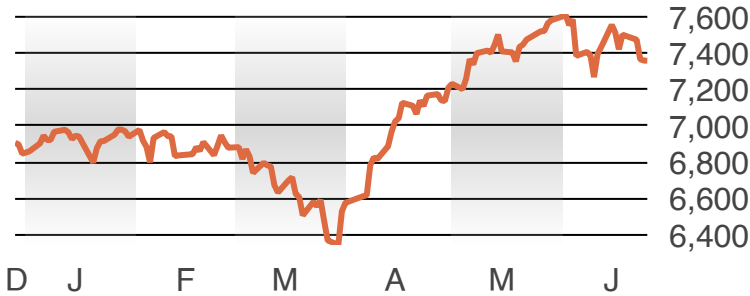
Pct. change from previous: -0.46% High 25,724.78 Low 25,123.43

Jun. 25, 2026

Standard & Poor's 500

-0.73

7,357.49



Pct. change from previous: -0.01% High 7,419.08 Low 7,323.50