

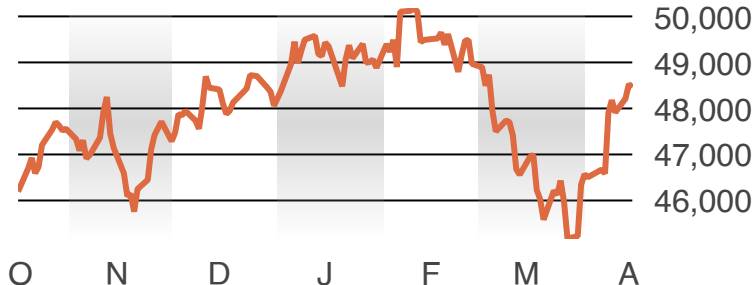
A DAY ON WALL STREET

Apr. 15, 2026

**Dow Jones
industrials**

-72.27

48,463.72



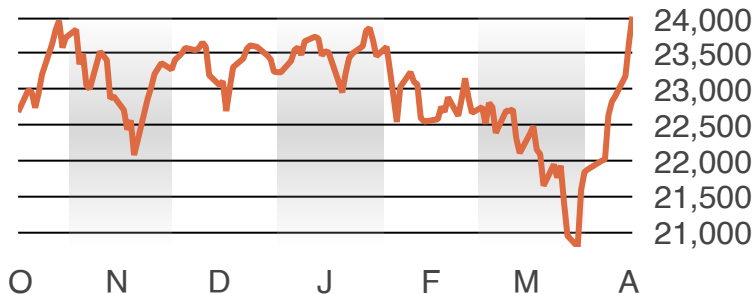
Pct. change from previous: -0.15% High 48,709.01 Low 48,281.62

Apr. 15, 2026

**Nasdaq
composite**

376.93

24,016.02



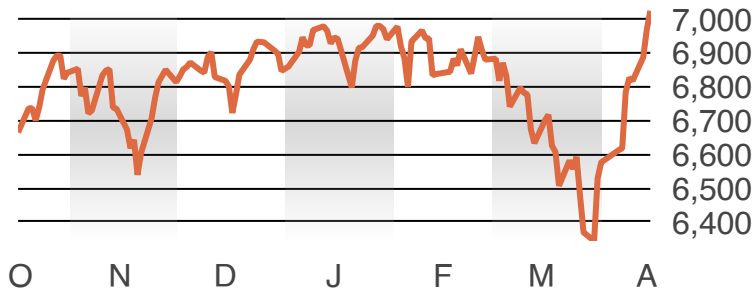
Pct. change from previous: 1.60% High 24,026.56 Low 23,672.26

Apr. 15, 2026

**Standard &
Poor's 500**

55.57

7,022.95



Pct. change from previous: 0.80% High 7,026.24 Low 6,967.13