

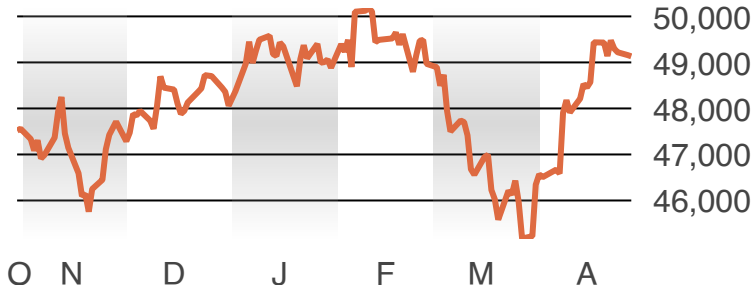
# A DAY ON WALL STREET

Apr. 28, 2026

## Dow Jones industrials

**-25.86**

49,141.93



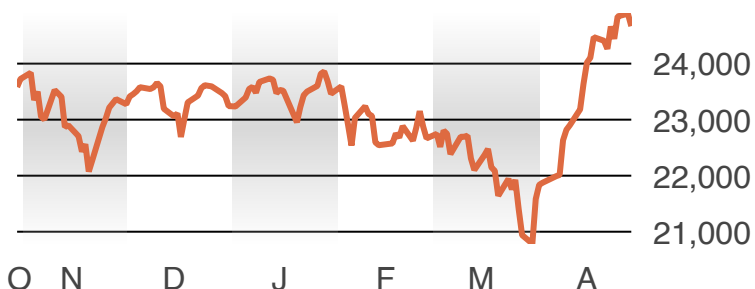
Pct. change from previous: -0.05% High 49,353.69 Low 49,029.47

Apr. 28, 2026

## Nasdaq composite

**-223.30**

24,663.80



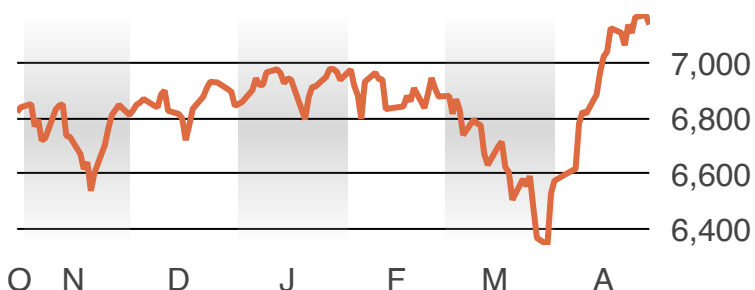
Pct. change from previous: -0.90% High 24,724.70 Low 24,524.23

Apr. 28, 2026

## Standard & Poor's 500

**-35.11**

7,138.80



Pct. change from previous: -0.49% High 7,178.74 Low 7,146.72