

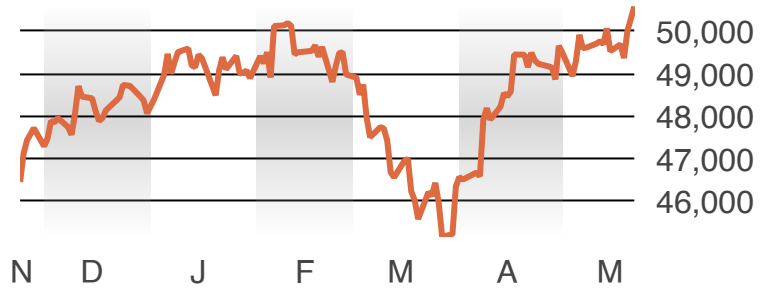
# A DAY ON WALL STREET

May 22, 2026

**Dow Jones  
industrials**

**294.04**

50,579.70



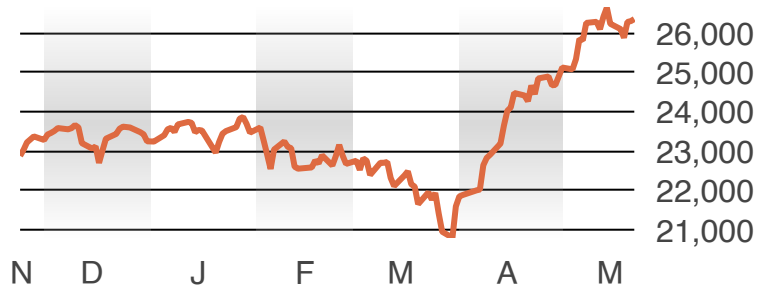
Pct. change from previous: 0.58%    High 50,830.24    Low 50,434.65

May 22, 2026

**Nasdaq  
composite**

**50.87**

26,343.97



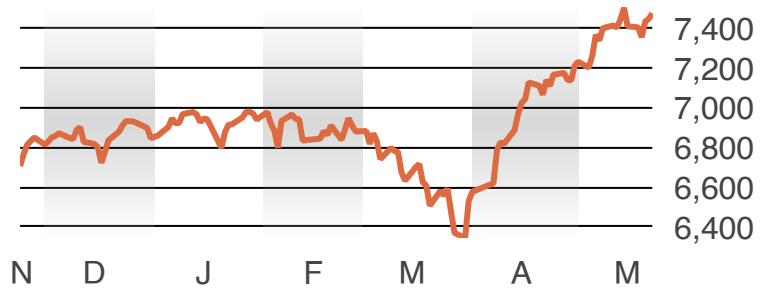
Pct. change from previous: 0.19%    High 26,504.55    Low 26,309.80

May 22, 2026

**Standard &  
Poor's 500**

**27.75**

7,473.47



Pct. change from previous: 0.37%    High 7,506.32    Low 7,463.29