

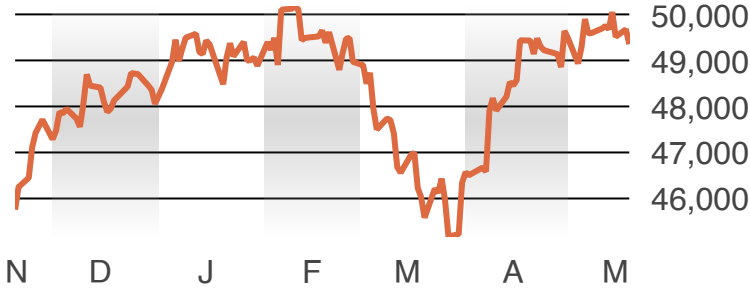
A DAY ON WALL STREET

May 19, 2026

**Dow Jones
industrials**

-322.24

49,363.88



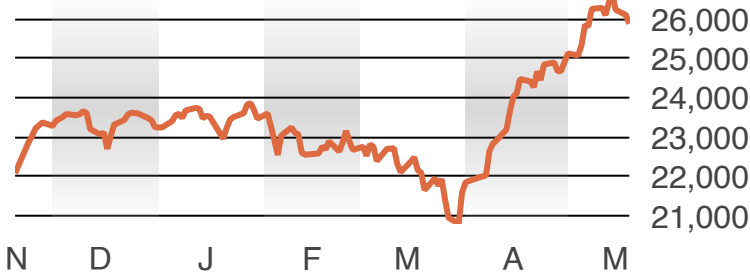
Pct. change from previous: -0.65% High 49,696.53 Low 49,245.11

May 19, 2026

**Nasdaq
composite**

-220.02

25,870.71



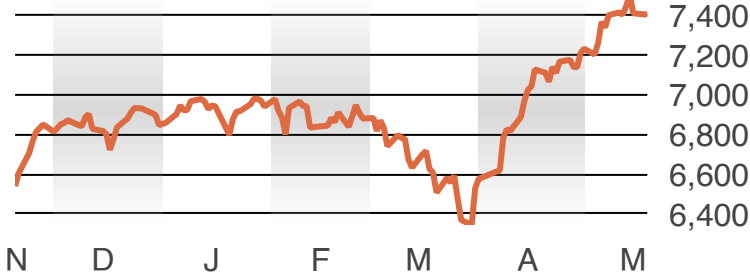
Pct. change from previous: -0.84% High 26,050.29 Low 25,701.44

May 19, 2026

**Standard &
Poor's 500**

-49.44

7,353.61



Pct. change from previous: -0.67% High 7,395.32 Low 7,333.68