

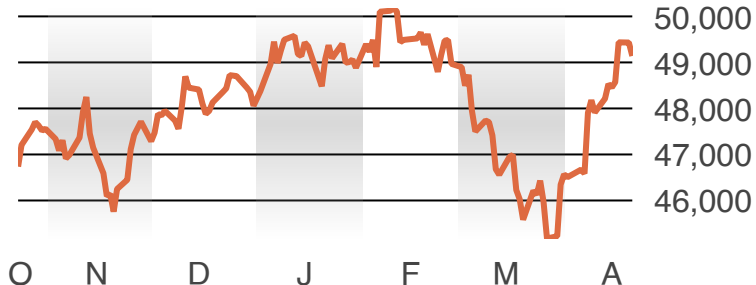
A DAY ON WALL STREET

Apr. 21, 2026

Dow Jones industrials

-293.18

49,149.38



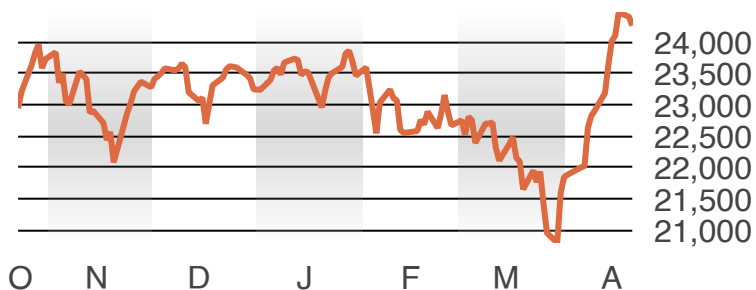
Pct. change from previous: -0.59% High 49,848.69 Low 49,046.54

Apr. 21, 2026

Nasdaq composite

-144.43

24,259.96



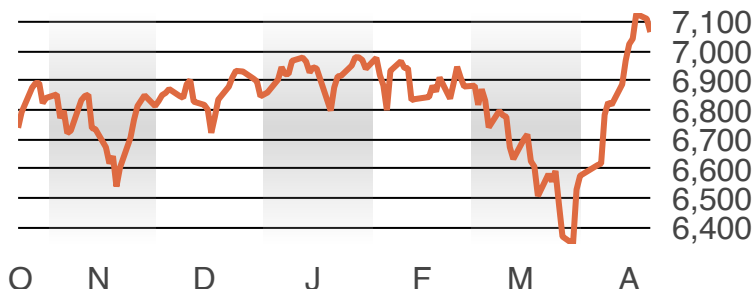
Pct. change from previous: -0.59% High 24,537.58 Low 24,199.00

Apr. 21, 2026

Standard & Poor's 500

-45.13

7,064.01



Pct. change from previous: -0.64% High 7,137.27 Low 7,050.20