

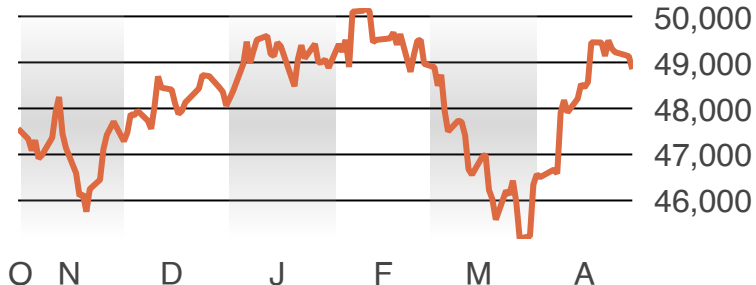
# A DAY ON WALL STREET

Apr. 29, 2026

## Dow Jones industrials

**-280.12**

48,861.81



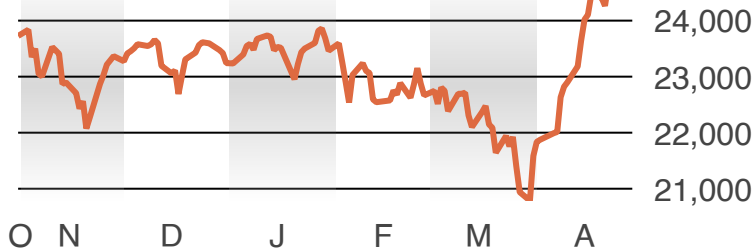
Pct. change from previous: -0.57%    High 49,381.33    Low 49,077.75

Apr. 29, 2026

## Nasdaq composite

**9.44**

24,673.24



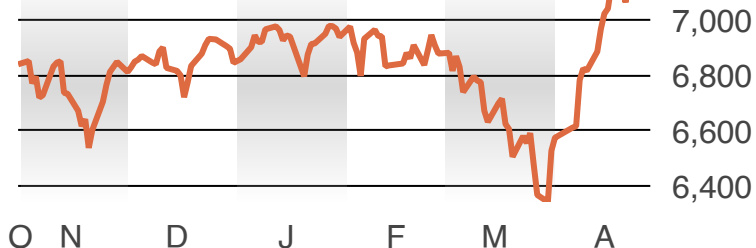
Pct. change from previous: 0.03%    High 24,724.11    Low 24,532.70

Apr. 28, 2026

## Standard & Poor's 500

**-2.85**

7,135.95



Pct. change from previous: -0.04%    High 7,152.52    Low 7,115.17