

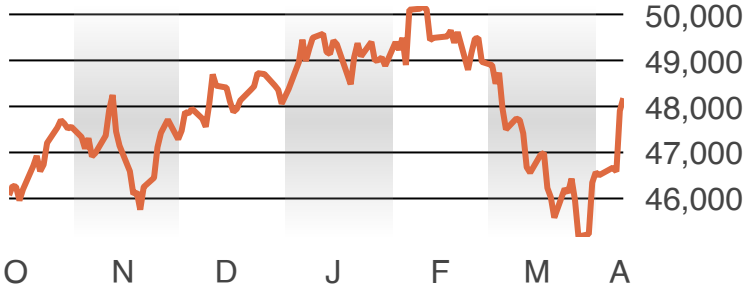
A DAY ON WALL STREET

Apr. 9, 2026

Dow Jones industrials

275.88

48,185.80



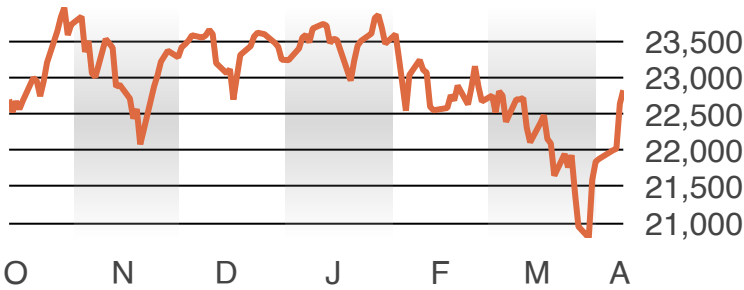
Pct. change from previous: 0.58% High 48,323.95 Low 47,690.27

Apr. 9, 2026

Nasdaq composite

187.42

22,822.42



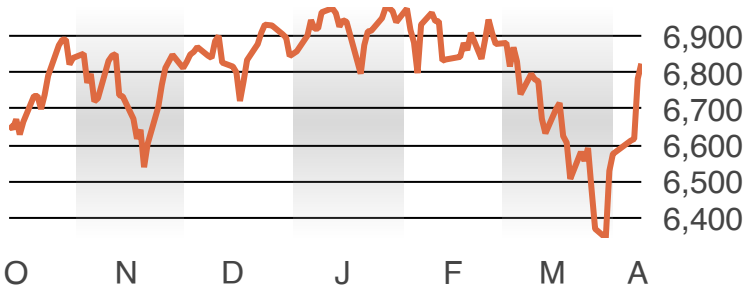
Pct. change from previous: 0.83% High 22,836.75 Low 22,529.21

Apr. 9, 2026

Standard & Poor's 500

41.85

6,824.66



Pct. change from previous: 0.62% High 6,835.31 Low 6,761.55