

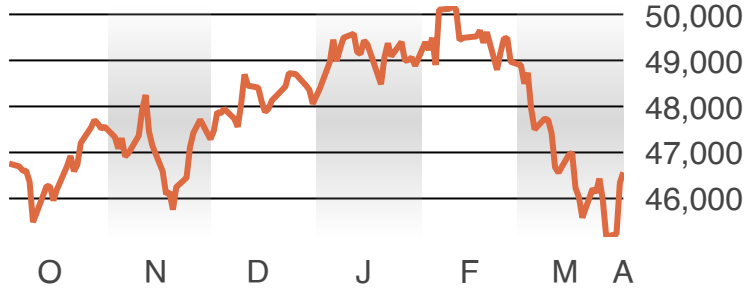
# A DAY ON WALL STREET

Apr. 1, 2026

## Dow Jones industrials

**224.23**

46,565.74



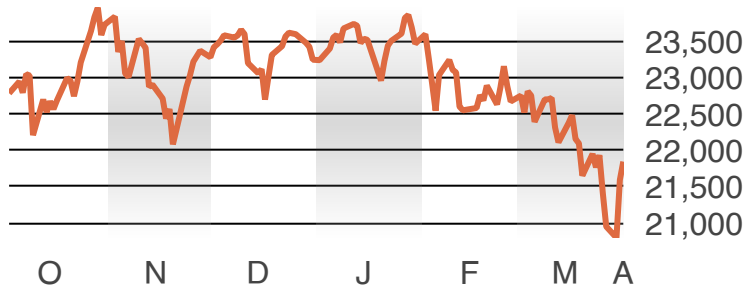
Pct. change from previous: 0.48%      High 46,803.36      Low 46,396.12

Apr. 1, 2026

## Nasdaq composite

**250.32**

21,840.95



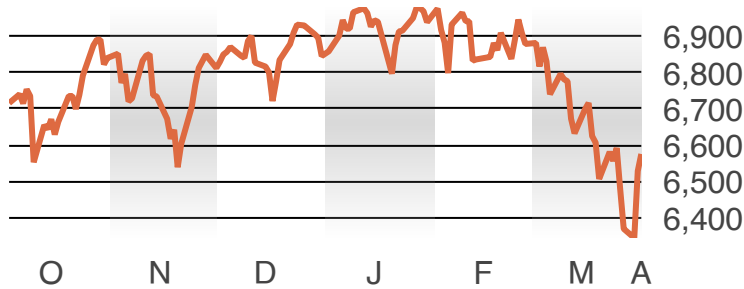
Pct. change from previous: 1.16%      High 21,983.07      Low 21,723.72

Apr. 1, 2026

## Standard & Poor's 500

**46.80**

6,575.32



Pct. change from previous: 0.72%      High 6,609.67      Low 6,554.29