

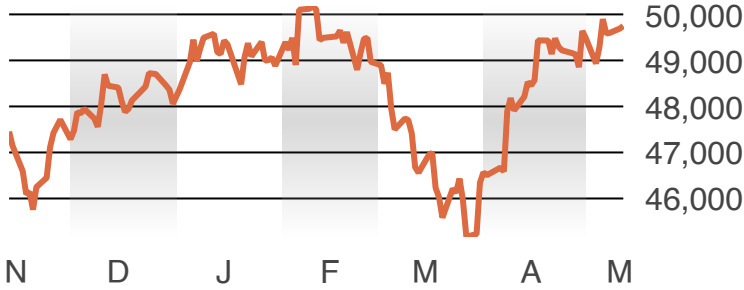
A DAY ON WALL STREET

May 12, 2026

**Dow Jones
industrials**

56.09

49,760.56



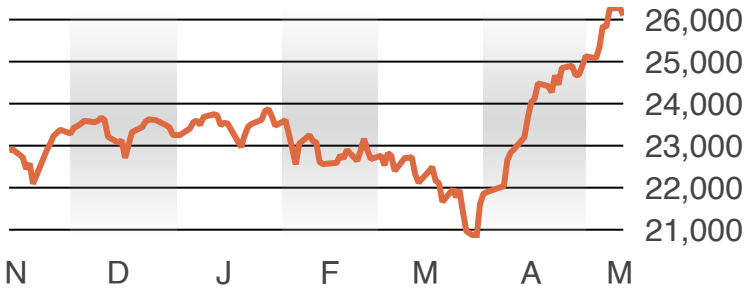
Pct. change from previous: 0.11% High 49,823.94 Low 49,307.66

May 12, 2026

**Nasdaq
composite**

-185.92

26,088.20



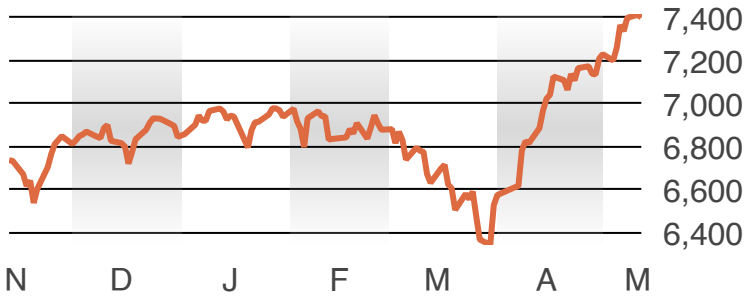
Pct. change from previous: -0.71% High 26,190.48 Low 25,739.22

May 12, 2026

**Standard &
Poor's 500**

-11.88

7,400.96



Pct. change from previous: -0.16% High 7,409.57 Low 7,338.54