

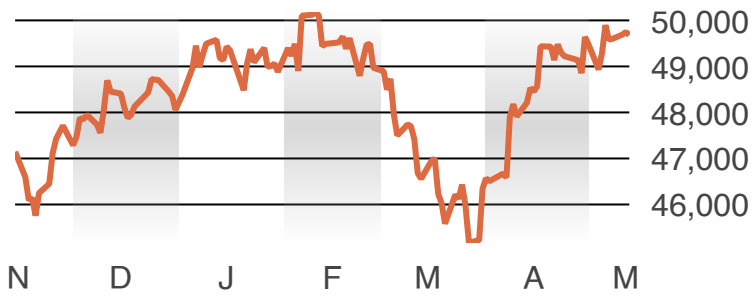
A DAY ON WALL STREET

May 13, 2026

**Dow Jones
industrials**

-67.36

49,693.20



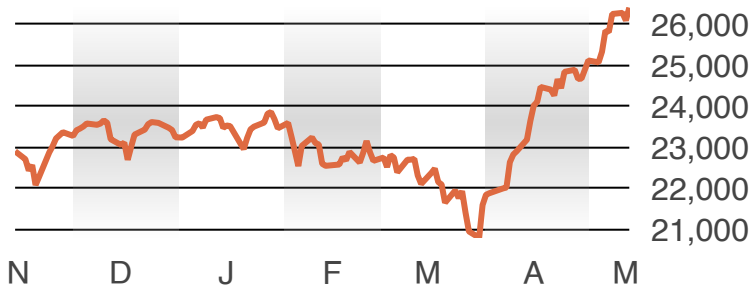
Pct. change from previous: -0.14% High 49,747.61 Low 49,451.00

May 13, 2026

**Nasdaq
composite**

314.14

26,402.34



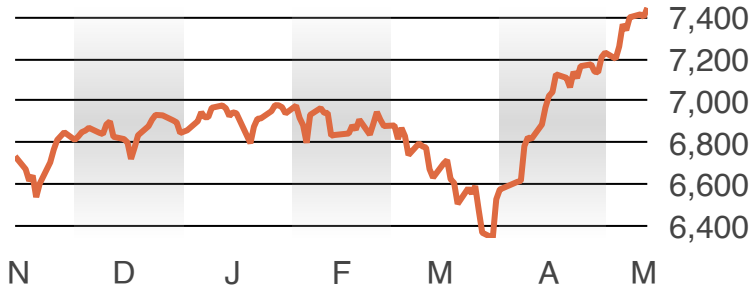
Pct. change from previous: 1.20% High 26,474.18 Low 25,990.16

May 13, 2026

**Standard &
Poor's 500**

43.29

7,444.25



Pct. change from previous: 0.58% High 7,460.04 Low 7,375.13