





TENNESSEE INFLUENZA WEEKLY REPORT

WEEK
53

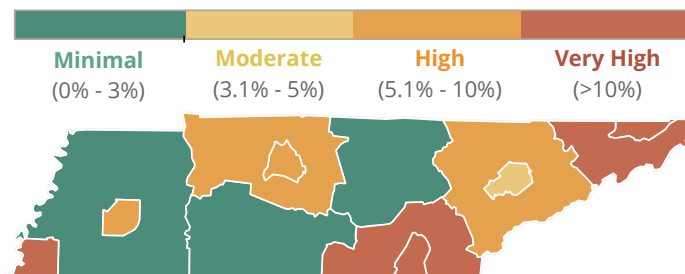
December 28, 2025 - January 3, 2026

INFLUENZA ACTIVITY SNAPSHOT

SURVEILLANCE INDICATOR	TREND	CURRENT WEEK	PREVIOUS WEEK
 ILLNESS Percentage of outpatient visits due to influenza-like illness (ILI)	▼	8.8%	11.4%
 LABORATORY Percentage of positive specimens & predominant strain of influenza	▼	11.7% <i>Flu A (H3)</i>	78.4% <i>Flu A (H3)</i>
 OUTBREAKS 2 or more ill persons of a shared setting		NEWLY REPORTED <i>during week of December 28, 2025</i>	SEASON TOTAL <i>since September 28, 2025</i>
 DEATHS Newly reported* and season total pediatric influenza-associated deaths in TN <small>*Deaths are reported publicly once the public health investigation is complete and cases have been confirmed. The week of reporting may not reflect the actual week of death.</small>		4	9
		0	0

INFLUENZA-LIKE ILLNESS (ILI)

Percent of Outpatient Visits for Influenza-Like Illness Week 53



The U.S. Outpatient Influenza-like Illness Surveillance Network (ILINet) monitors outpatient visits for respiratory illness referred to as influenza-like illness (ILI). Tennessee has approximately 100 sentinel providers across the state that contribute this data weekly from a variety of healthcare setting such as primary care, pediatrics, county health departments, student health centers, and emergency departments.

ILI is defined as a fever plus cough or sore throat, not laboratory-confirmed influenza. Therefore these data may capture respiratory illness visits due to infection with any pathogen that can present with similar symptoms, including influenza, SARS-CoV-2, and RSV.

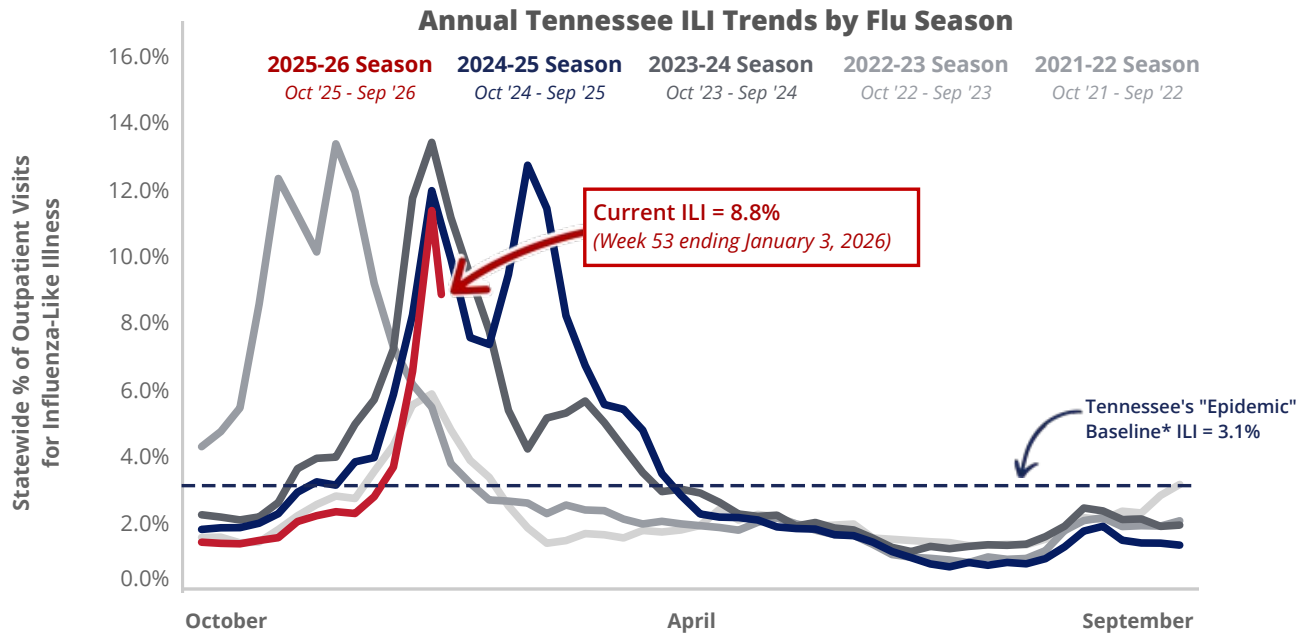
TN State Average	8.8%
Chattanooga/Hamilton County Metro	10.7%
East Region	6.0%
Jackson/Madison County Metro	8.6%
Knox County Metro	5.4%
Memphis/Shelby County Metro	10.7%
Mid Cumberland Region	8.5%
Nashville/Davidson County Metro	7.2%
Northeast Region	12.5%
Southeast Region	11.0%
South Central Region	0.8%
Sullivan County Metro	12.2%
Upper Cumberland Region	0.4%
West Region	1.5%

TENNESSEE INFLUENZA

WEEKLY REPORT

December 28, 2025 - January 3, 2026

INFLUENZA-LIKE ILLNESS (ILI)

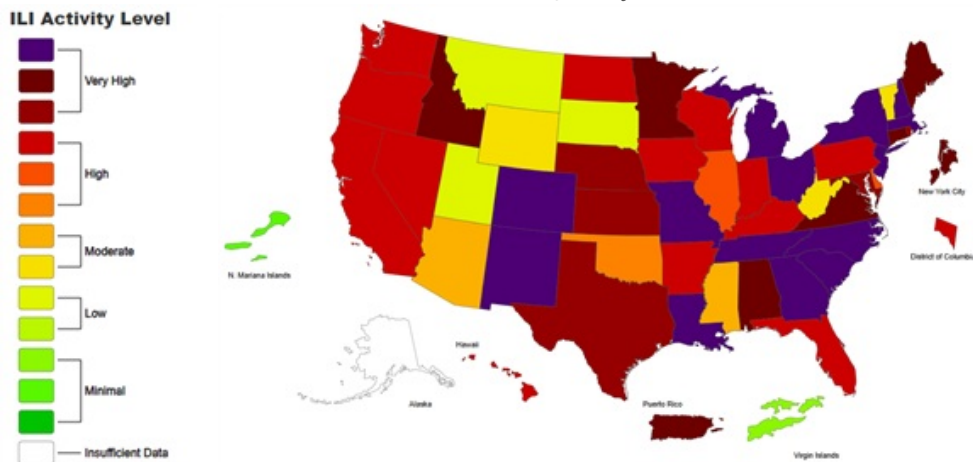


ILI is defined as a fever plus cough or sore throat, not laboratory-confirmed influenza. Therefore these data may capture respiratory illness visits due to infection with any pathogen that can present with similar symptoms, including influenza, SARS-CoV-2, and RSV.

*CDC develops state-specific baselines by calculating the mean percentage of patient visits for ILI during non-influenza weeks for the most recent two seasons and adding two standard deviations (2021-2022 and 2022-2023). A non-influenza time period (e.g., a "non-influenza week") is defined as two or more consecutive weeks in which each week accounted for less than 2% of the season's total number of specimens that tested positive for influenza in public health laboratories.

National ILI Activity Week 53

December 28, 2025 - January 3, 2026



Map prepared by CDC's Influenza Division and visualizes outpatient respiratory illness activity determined by data reported to ILINet. To access original source, visit: <https://gis.cdc.gov/grasp/fluview/main.html>

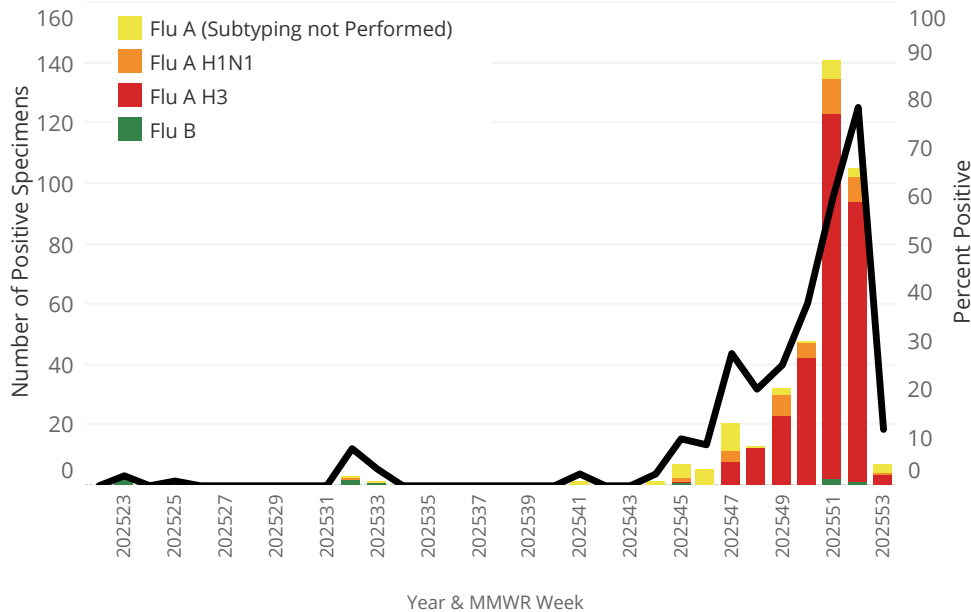
TENNESSEE INFLUENZA

WEEKLY REPORT

December 28, 2025 - January 3, 2026

LABORATORY

**Positive Tests by Influenza Type/Subtype and Percent Positivity
Among Tennessee Laboratories**



Week 53

Total # Specimens Tested 60

Positive specimens by type/subtype

Unsubtyped Flu A	3
Flu A H1	0
Flu A H3	4
Flu B	0

Percent Positive 11.7%

Influenza testing in Tennessee is represented as a combination of data from the state public health lab and two commercial laboratories that serve clinics across the state.

Weekly data are preliminary and subject to change as additional results from previous weeks are reported.

OUTBREAKS & DEATHS

Flu Outbreaks Currently Open by Region



During the week of December 28, 2025 there were **7** open influenza outbreaks reported (West, Mid-Cumberland, Upper Cumberland, Southeast, Knox, and Sullivan)

Influenza-Associated Pediatric Mortality Season Total, Statewide



There have been **0** pediatric influenza-associated deaths reported & confirmed in Tennessee this season (began September 28, 2025). For privacy reasons, further details of location and age are withheld.

FOR MORE INFO

For questions regarding this report, the ILINet program, or influenza reporting, please contact:

Sarah Winders
Influenza Surveillance Coordinator
Sarah.Winders@tn.gov

Or, the Vaccine Preventable Diseases Team
VPD.imm@tn.gov

For additional information on influenza, please visit:

CDC's Weekly Flu Report: www.cdc.gov/fluview/index.html

TN's Archive of Weekly Flu Reports:
www.tn.gov/health/cedep/immunization-program/ip/flu-in-tennessee.html

CDC's Influenza Homepage: www.cdc.gov/flu/index.htm