



pennsylvania  
DEPARTMENT OF HUMAN SERVICES

# CHILD PROTECTIVE SERVICES

2 0 1 8 | A N N U A L | R E P O R T

# Table of Contents

<b>3</b>	INTRODUCTION
<b>3-4</b>	LEGISLATIVE UPDATE
<b>5</b>	STATEWIDE CHILD ABUSE
<b>9</b>	CHILD ABUSE REPORTS BY INVESTIGATING AGENCY
<b>10</b>	SUBSTANTIATED CHILD ABUSE REPORTS
<b>12</b>	CHILD ABUSE FATALITY AND NEAR FATALITY REVIEW AND ANALYSIS
<b>16</b>	REGIONAL OFFICE INVESTIGATIONS
<b>20</b>	CHILD ABUSE IN CHILD CARE SETTINGS
<b>21</b>	HEARINGS AND APPEALS
<b>22</b>	CLEARANCES FOR EMPLOYEES AND VOLUNTEERS
<b>24</b>	FEDERAL BUREAU OF INVESTIGATION RECORDS REQUESTS
<b>25</b>	STATEWIDE GENERAL PROTECTIVE SERVICES
<b>28</b>	VALID GENERAL PROTECTIVE SERVICE REPORTS BY COUNTY
<b>29</b>	CHILDLINE
<b>30</b>	FUNDING AND EXPENDITURES FOR CHILD WELFARE SERVICES
<b>31</b>	SAFE HAVEN OF PENNSYLVANIA
<b>32</b>	FEDERAL CHILD ABUSE PREVENTION AND TREATMENT ACT
<b>33</b>	COUNTIES BY THE NUMBERS

## County-by-county analysis

<b>34</b>	ADAMS	<b>102</b>	LACKAWANNA
<b>36</b>	ALLEGHENY	<b>104</b>	LANCASTER
<b>38</b>	ARMSTRONG	<b>106</b>	LAWRENCE
<b>40</b>	BEAVER	<b>108</b>	LEBANON
<b>42</b>	BEDFORD	<b>110</b>	LEHIGH
<b>44</b>	BERKS	<b>112</b>	LUZERNE
<b>46</b>	BLAIR	<b>114</b>	LYCOMING
<b>48</b>	BRADFORD	<b>116</b>	MCKEAN
<b>50</b>	BUCKS	<b>118</b>	MERCER
<b>52</b>	BUTLER	<b>120</b>	MIFFLIN
<b>54</b>	CAMBRIA	<b>122</b>	MONROE
<b>56</b>	CAMERON	<b>124</b>	MONTGOMERY
<b>58</b>	CARBON	<b>126</b>	MONTOUR
<b>60</b>	CENTRE	<b>128</b>	NORTHAMPTON
<b>62</b>	CHESTER	<b>130</b>	NORTHUMBERLAND
<b>64</b>	CLARION	<b>132</b>	PERRY
<b>66</b>	CLEARFIELD	<b>134</b>	PHILADELPHIA
<b>68</b>	CLINTON	<b>136</b>	PIKE
<b>70</b>	COLUMBIA	<b>138</b>	POTTER
<b>72</b>	CRAWFORD	<b>140</b>	SCHUYLKILL
<b>74</b>	CUMBERLAND	<b>142</b>	SNYDER
<b>76</b>	DAUPHIN	<b>144</b>	SOMERSET
<b>78</b>	DELAWARE	<b>146</b>	SULLIVAN
<b>80</b>	ELK	<b>148</b>	SUSQUEHANNA
<b>82</b>	ERIE	<b>150</b>	TIOGA
<b>84</b>	FAYETTE	<b>152</b>	UNION
<b>86</b>	FOREST	<b>154</b>	VENANGO
<b>88</b>	FRANKLIN	<b>156</b>	WARREN
<b>90</b>	FULTON	<b>158</b>	WASHINGTON
<b>92</b>	GREENE	<b>160</b>	WAYNE
<b>94</b>	HUNTINGDON	<b>162</b>	WESTMORELAND
<b>96</b>	INDIANA	<b>164</b>	WYOMING
<b>98</b>	JEFFERSON	<b>166</b>	YORK
<b>100</b>	JUNIATA		

## INTRODUCTION

### **PENNSYLVANIA'S CHILD PROTECTIVE SERVICES LAW (CPSL)**

requires the Department of Human Services (DHS) to prepare and transmit to the governor and General Assembly a yearly report on the operations of ChildLine and protective services provided by the county children and youth agencies (CCYA).

DHS presents the completed 2018 Annual Child Protective Services Report. This report focuses on presenting statewide data on child abuse in Pennsylvania, as well as providing county and region-specific information.

It is important to note that the data contained in this report is based on child abuse referrals or general protective services referrals received between January 1, 2018 and December 31, 2018. Data in annual reports prior to 2016 were based on the year the status determination was received at ChildLine. The report is accessible through the Keep Kids Safe website ([www.KeepKidsSafe.pa.gov](http://www.KeepKidsSafe.pa.gov)).

The Keep Kids Safe website serves as the hub for information and resources impacting child protection for both professionals and the general public. This website includes information related to mandatory reporting, training on child abuse recognition, child abuse clearances and reporting, information related to clearances, the Safe Haven program, fatality and near fatality reports, and prior years' annual child abuse reports.

## ONLINE CONTENT

<http://KeepKidsSafe.pa.gov/resources/childabusereports/>

*This report is available for download at the above link.*

## DATA EXTRACTION

All child abuse and general protective services data presented in this report was extracted on 3/23/2019 unless otherwise noted.

## LEGISLATIVE UPDATES

### **ACT 10 of 2018**

On July 19, 2017, the Pennsylvania Supreme Court issued a ruling in the case of Commonwealth v. Muniz, that Pennsylvania's sexual offender registration requirements were unconstitutional when applied retroactively to sexual offenders who committed their offense prior to the enactment of revisions to Pennsylvania's Megan's Law on December 20, 2012. The Supreme Court held that the revised registration requirement constituted "punishment", which could not be applied after the fact to a person serving a prior sentence. On February 21, 2018, Governor Tom Wolf signed into law Act 10 of 2018, which substantially changed Pennsylvania's Megan's Law registration requirements. Megan's Law now applies to individuals who committed a sexually violent offense on or after December 20, 2012, for which the individual was convicted.

### **ACT 29 of 2018**

On June 12, 2018, Governor Tom Wolf signed Act 29 of 2018 which further expanded Pennsylvania's definition of child abuse. Under Act 29, child abuse can include when a person leaves a child unsupervised with an individual, other than the child's parent, who they know or reasonably should have known, under Pennsylvania's Megan's Law (42 Pa. C.S. Chapter 97), to be a sexually violent predator or to be subject to lifetime registration. Additionally, Act 29 provides grounds for involuntary termination of parental rights for parents required to register as sexual offenders.

*(continued on page 4)*

## ACT 54 of 2018

On June 28, 2018, Governor Tom Wolf signed Act 54 of 2018 enacting multiple amendments to the Child Protective Services Law.

Act 54 requires all public and non-public schools to display a commonwealth-designed poster in a high-traffic, public area of the school. This poster contains the statewide toll-free telephone number for reporting suspected child abuse, a toll-free number relating to school safety, and DHS's internet website ([www.keepkidssafe.pa.gov](http://www.keepkidssafe.pa.gov)). Additionally, all hospitals are required to publicly display these posters in a high-traffic, public area of the hospital's emergency department.

Act 54 requires that general protective services reports determined to be valid by the county agency be maintained in the statewide database for 10 years (five years prior to Act 54) or until the youngest child identified in the most recent general protective services report reaches 23 years of age, whichever occurs first. Additionally, amendments to §6337 allow county agencies to indefinitely maintain information regarding protective services reports that have been expunged in the statewide database, for access by the county agency to assist in future risk and safety assessments and research.

Act 54 amended §6344 to allow an employee that supervises a child during an internship, externship, work study, co-op or similar program to now be considered a volunteer who should obtain and use volunteer clearances. This same individual can waive the requirement for an FBI clearance if they have been a PA resident for the entirety of the previous 10-year period.

Act 54 requires health care providers involved in the delivery or care of an infant under one year of age to notify Childline when the provider

has determined that the child was born affected by substance use or withdrawal symptoms resulting from prenatal drug exposure or a Fetal Alcohol Spectrum Disorder (FASD) so that a plan of safe care can be developed. The CPSL stipulates that this notification by health care providers “shall not constitute a child abuse report.” Additionally, the Pennsylvania Departments of Drug and Alcohol Programs (DDAP), Health (DOH) and DHS are to develop “interagency protocols” that provide guidance to local multidisciplinary teams (MDT) in the identification and assessment of infants to ensure the development of a plan of safe care and to support the provision of services to the infant and their caregivers. This is a notable shift from the previous law which limited notification to only those cases involving illegal substance use.

## ACT 88 of 2018

On October 23, 2018, Governor Tom Wolf enacted Act 88 of 2018 to allow the court to appoint a family member temporary guardianship in 90-day increments for up to one year, when a child's custodial parent has entered a rehabilitation facility for treatment of drug and alcohol addiction or has been subject to emergency medical intervention due to abuse of drugs or alcohol. The temporary guardianship empowers the child's grandparent, aunt, uncle, or adult sibling to make vital, basic decisions, such as taking the child to the doctor or enrolling the child in school. Act 88 protects parental rights and allows children to be with their family members, rather than in foster care or another arrangement. Act 88 also mandates cooperation and information sharing between a court of common pleas, DHS, and county agencies when a court of common pleas is considering awarding temporary guardianship.

# STATEWIDE CHILD ABUSE

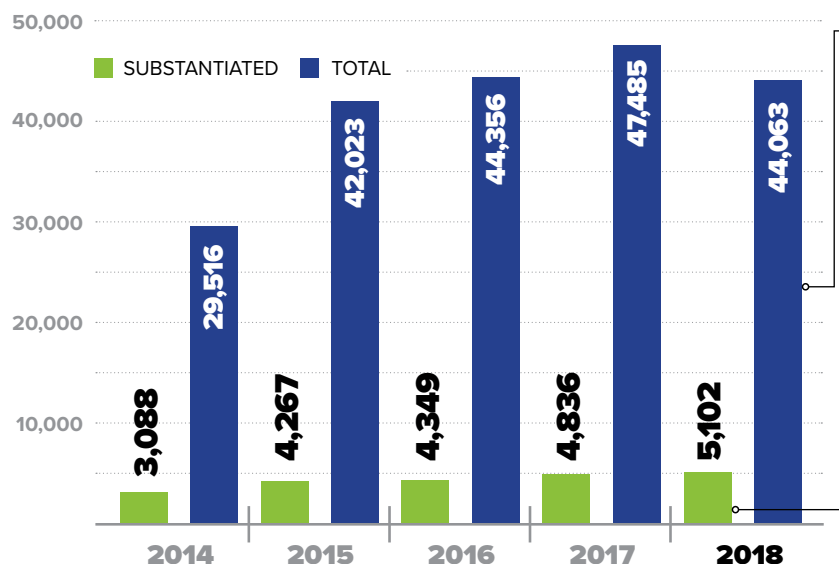
**STATE POPULATION** • 12,790,505 // **POPULATION UNDER 18** • 2,688,917

NOTE: U.S. Census Bureau, 2013-2017 American Community Survey 5-Year Estimates, extracted 12/26/18.

## EXECUTIVE SUMMARY

- Statewide substantiated reports of child abuse increased from 1.8 per thousand children in 2017 to 1.9 per thousand children in 2018.
- Sexual abuse remains the leading category of abuse, followed by physical abuse.
- Parents continue to be the persons most responsible for abuse of their children.
- Amendments to the Child Protective Services Law, effective in December 2014, continue to drive increases in substantiated reports of child abuse. These amendments increased the number of mandated reporters of child abuse and added additional persons who could be identified as perpetrators of child abuse.


## 2018 REPORTS OF CHILD ABUSE



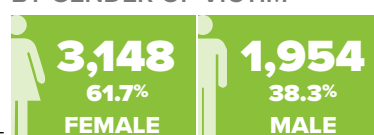
### TOTAL REPORTS PER 1,000 CHILDREN



### SUBSTANTIATED REPORTS PER 1,000 CHILDREN



### SUBSTANTIATED REPORTS BY GENDER OF VICTIM



## 2018 FATALITIES

**47**



## 2018 NEAR FATALITIES

**89**



MALE  
FEMALE

## CHILD PROTECTIVE SERVICES

reports are those that allege a child might have been a victim of child abuse. Reports alleging that a child under 18 years of age may have been abused are accepted for investigation when reported prior to the victim's 20th birthday.

These reports are made by mandated and permissive reporters. Mandated reporters are adults who work or volunteer with children and youth and are required to report suspected child abuse if they have reasonable cause to suspect that child abuse has occurred under any of the following circumstances:

- The mandated reporter comes into contact with the child in the course of employment, occupation and practice of a profession, or through a regularly scheduled program, activity or service;
- The mandated reporter is directly responsible for the care, supervision, guidance or training of the child, or is affiliated with an agency, institution, organization, school, regularly established church or religious organization, or other entity that is directly responsible

CONTINUES ON PAGE 6

NOTE: Total and Substantiated Reports for years prior to 2018 were extracted on 3/23/18. Indicated outcomes are reported by counties at the conclusion of an investigation and if appealed are subject to change upon review and ruling.

## 2018 CHILD ABUSE REPORTS INVESTIGATED

WITHIN 30 AND 60 DAYS

**19,585**

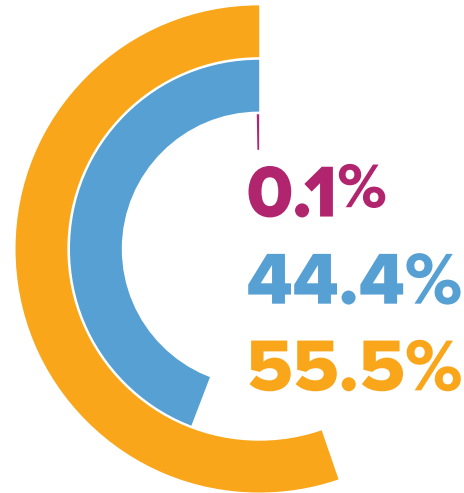
INVESTIGATIONS  
WITHIN 0-30 DAYS

**24,434**

INVESTIGATIONS  
WITHIN 31-60 DAYS

**44**

INVESTIGATIONS  
OVER 60 DAYS



CONTINUED FROM PAGE 5

for the care, supervision, guidance, or training of the child;

- A person makes a specific disclosure to the mandated reporter that an identifiable child is the victim of child abuse; or
- An individual 14 years of age or older makes a specific disclosure to the mandated reporter that the individual has committed child abuse.

Visit [www.KeepKidsSafe.pa.gov](http://www.KeepKidsSafe.pa.gov) for a complete list of mandated reporters and assistance on how to make a report.

Persons who are not mandated to report are considered permissive reporters. Permissive reporters may

make a referral of suspected child abuse by calling ChildLine. Anyone who has reasonable cause to suspect child abuse is encouraged to make a report.

### INVESTIGATIONS

Upon receipt of a report of suspected child abuse, the CCYA immediately begins an investigation and ensures safety of the child and any other children living in the home. The CCYA is required to see the child within the following time frames:

- Immediately, if:
  - › Emergency protective custody is required, has been or will be taken; or
  - › It cannot be determined from the report whether emergency protective custody is needed.

## STATEWIDE CHILD PROTECTIVE SERVICES



- Within 24 hours, if the CCYA has assured the immediate safety of the child, i.e. the child will have no contact with the alleged perpetrator.

The CCYA investigates reports of suspected child abuse when the alleged perpetrator meets the definition under the CPSL. Suspected child abuse can be caused by the alleged perpetrator by acts either he or she committed (commission) or by failing to prevent abuse (omission). The CPSL defines perpetrators of commission as:

- A parent of the child;
- A spouse or former spouse of the child's parent;
- A paramour or former paramour of the child's parent;
- A person 14 years of age or older and responsible for the child's welfare or having direct contact with children as an employee of child care services, a school or through a program, activity or service;
- An individual 14 years of age or older who resides in the same home as the child;
- An individual 18 years of age or older who does not reside in the same home as the child, but is related within the third degree of consanguinity or affinity by birth or adoption to the child; or
- An individual 18 years of age

or older who engages a child in severe forms of trafficking in persons or sex trafficking, as those terms are defined under Section 103 of the Trafficking Victims Protection Act of 2000 (114 Stat. 1466, 22 U.S.C. § 7102).

The following individuals may be considered a perpetrator for failing to act:

- A parent of the child;
- A spouse or former spouse of the child's parent;
- A paramour or former paramour of the child's parent;
- A person 18 years of age or older and responsible for the child's welfare; or
- A person 18 years of age or older who resides in the same home as the child.

Relationships of perpetrators described in this report further define how the perpetrator was connected to the child. Reports may have more than one allegation of abuse by a perpetrator against a child victim. Because some children are victims of more than one type of abuse, the chart [ [pg. 11](#) ] illustrating the types of allegations will be a greater number than the number of children who were victims of child abuse.

CONTINUES ON PAGE 7





# STATEWIDE CHILD PROTECTIVE SERVICES

## SOURCES OF CHILD ABUSE REPORTS



**46,617**

TOTAL REPORTERS

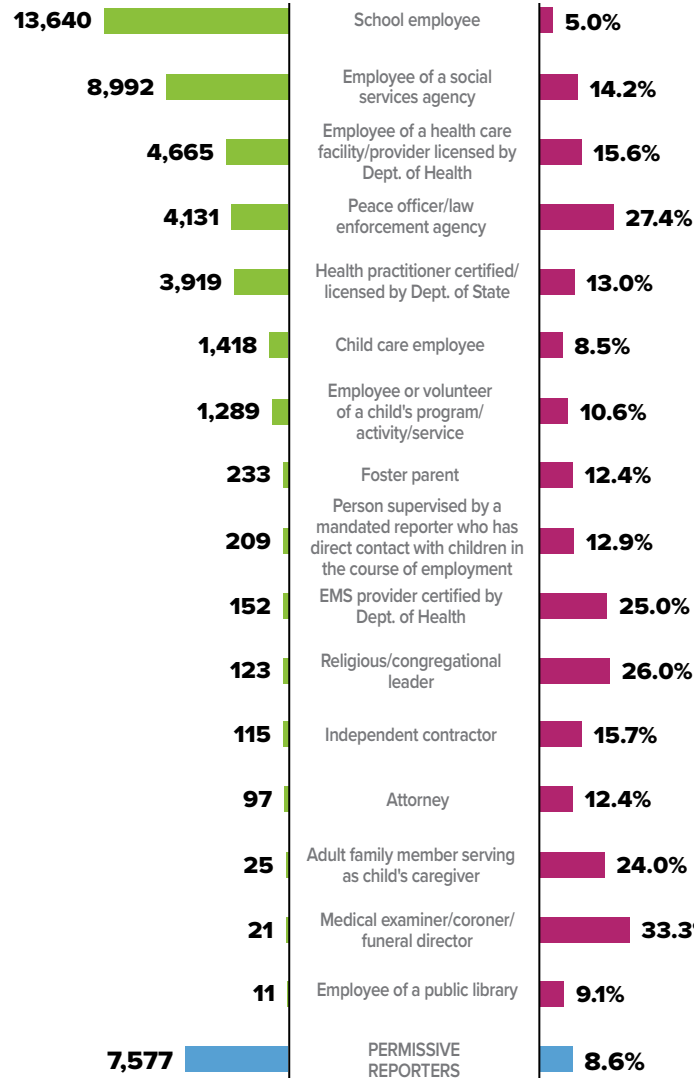
**39,040**

MANDATED REPORTERS

**7,577**

PERMISSIVE REPORTERS

### BREAKDOWN TOTAL MANDATED REPORTERS BY REPORTER TYPE



### BREAKDOWN PERCENT OF REPORTS SUBSTANTIATED BY REPORTER TYPE

CONTINUED FROM PAGE 6

If the alleged perpetrator does not fit the CPSL definition, the report is referred to law enforcement officials for investigation. Reports are also referred to law enforcement officials for a joint multidisciplinary team investigation with the CCYA and a health care professional when there are child abuse allegations that also include certain criminal offenses such as aggravated assault, kidnapping, sexual abuse, sex trafficking, or serious bodily injury by any perpetrator.

A child abuse investigation must determine within 30 days whether the report is:

- **FOUNDED** – there is court action including:
  - › A judicial adjudication that the child was abused;
  - › Acceptance into an accelerated rehabilitative disposition program;
  - › Consent decree entered in a juvenile proceeding; or
  - › Granting of a final protection from abuse order.
- **INDICATED** – CCYA or regional staff find substantial evidence that abuse has occurred based on medical evidence, the child protective service investigation, or an admission by the perpetrator;
- **UNFOUNDED** – there is a lack of evidence that the child was abused; or

CONTINUES ON PAGE 8

NOTES: A report may have more than one reporter; therefore, the total number of reporters will be greater than the total number of reports. Mandated reporter types reported prior to 2018 were reported using different categories.



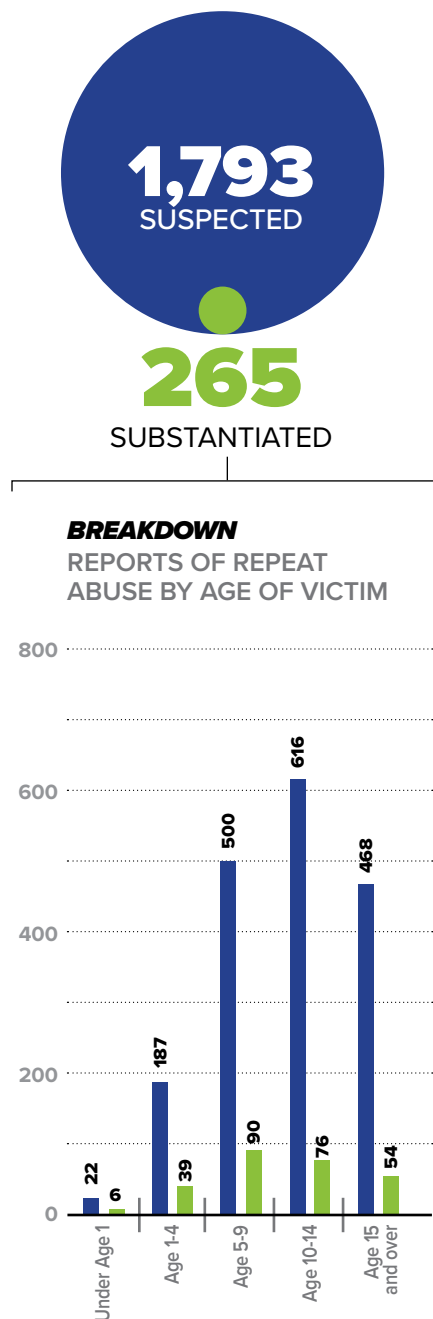
- **PENDING** – status assigned to a report when the CCYA cannot complete the investigation within 60 calendar days because criminal or juvenile court action has been initiated.

The status of indicated reports is approved by the CCYA administrator and reviewed by the CCYA solicitor.

A CCYA might take up to 60 days to complete an investigation if there is a valid reason to not complete the investigation within 30 days, such as waiting on results from medical reports or other evaluations. The CCYA must document this reason in the case file.

Substantiated reports are kept on file at both ChildLine and the county agencies until the victim's 23rd birthday. ChildLine keeps the adult perpetrator's information on file indefinitely if the name and date of birth or social security number of the perpetrator is known. Under certain circumstances, minor perpetrator's information is expunged. Unfounded reports are kept on file for one year from the date of the report. They must be expunged within 120 days following the one-year period. If the unfounded case is accepted for services, the report is maintained as part of the case record and is then kept on file for one year following closure of the case. The report is expunged within 120 days following the one-year period.

## REPORTS OF REPEAT ABUSE SUSPECTED VS. SUBSTANTIATED



## STATEWIDE CHILD PROTECTIVE SERVICES



In this report, “founded” and “indicated” reports of child abuse will be referred to as “substantiated” reports.

### REPEAT ABUSE

ChildLine uses the statewide database to identify if a child victim on a new report has been previously identified as a victim in a substantiated report of abuse. Upon receipt of a report at ChildLine, a caseworker searches the statewide database to identify if any subject of the report — including the child's parent, perpetrator, or the child themselves — was involved in a previous substantiated report or one that is under investigation. In addition, during the course of a current investigation, it is possible that other previously unreported incidents of child abuse are disclosed. For example, an investigation can reveal another incident of abuse that was never before disclosed by the child or the family for a number of reasons. These previously unreported incidents are registered with ChildLine and handled as separate reports. Both types of reports are reflected in the graphic depicting reports of repeat abuse.

### DHS: OCYF REGIONAL OFFICES

DHS's Office of Children, Youth and Families (OCYF) has regional offices in Philadelphia, Scranton, Harrisburg, and Pittsburgh. Regional office responsibilities include:

- Monitoring, licensing, and providing technical assistance

to CCYAs, foster family care agencies, adoption agencies and residential and day treatment facilities;

- Investigating child abuse when the alleged perpetrator is a CCYA employee or one of its agents;
- Conducting comprehensive reviews of all child fatalities and near fatalities as a result of suspected child abuse that occurs within the commonwealth;
- Monitoring CCYAs' implementation and ongoing compliance with the CPSL;
- Ensuring regulatory compliance of agencies and facilities by investigating complaints and conducting annual inspections;
- Assisting CCYAs in the interpretation and implementation of new laws and regulations; and
- Reviewing and recommending approval of county needs-based plans and budget estimates.

When the suspected abuse has been committed by the CCYA or any of its agents or employees, the CPSL requires DHS to investigate reports of suspected child abuse due to conflict of interest. An agent of the county agency is anyone who provides a children and youth social service for, or on behalf of, the CCYA. Agents might include resource parents, residential facility staff, and staff and volunteers at child care centers.



[illegible]

Map of Maryland showing four regions with their respective percentages and counts:

Region	Percentage (Green Dot)	Count (Blue Dot)
Western Region	26	539
Central Region	17	312
North-East Region	12	262
Southeast Region	15	721

● Substantiated Reports   ● Total Suspected Reports

NOTE: County children and youth agencies conduct child abuse investigations unless the alleged perpetrator is an agent of the CCYA. If the alleged perpetrator is an agent of the CCYA, OCYF regional offices conduct the child abuse investigation due to a conflict of interest. These maps show reports by the investigating agency.



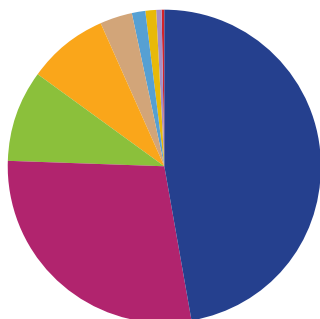


# STATEWIDE CHILD PROTECTIVE SERVICES

## TYPES OF ALLEGATIONS SUBSTANTIATED REPORTS

**7,696**

TOTAL ALLEGATIONS



**3,646** (47.4%)

Sexual abuse

**2,176** (28.3%)

Physical abuse/bodily injury

**720** (9.4%)

Serious physical neglect

**652** (8.5%)

Reasonable likelihood of bodily injury

**246** (3.2%)

Engaging in per se acts

**105** (1.4%)

Likelihood of sexual abuse/exploitation

**103** (1.3%)

Serious mental injury

**42** (0.5%)

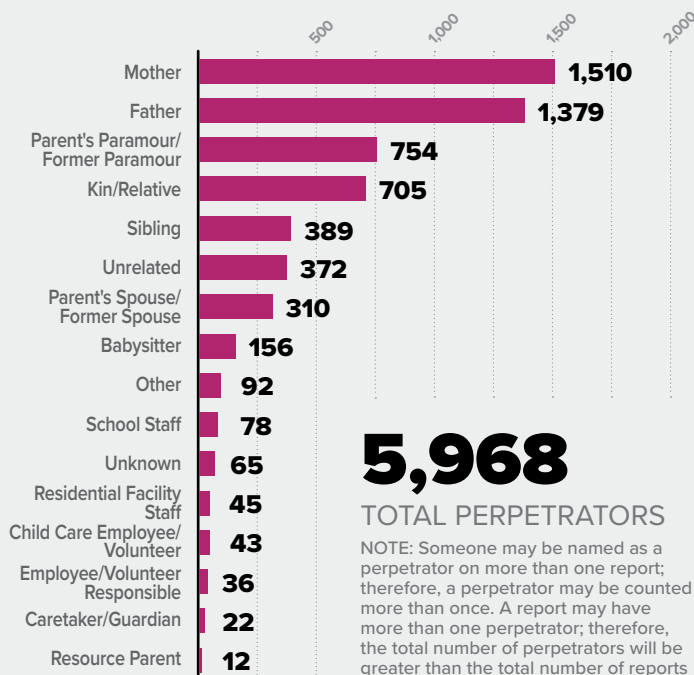
Severe form of trafficking in persons or sex trafficking\*

**6** (0.1%)

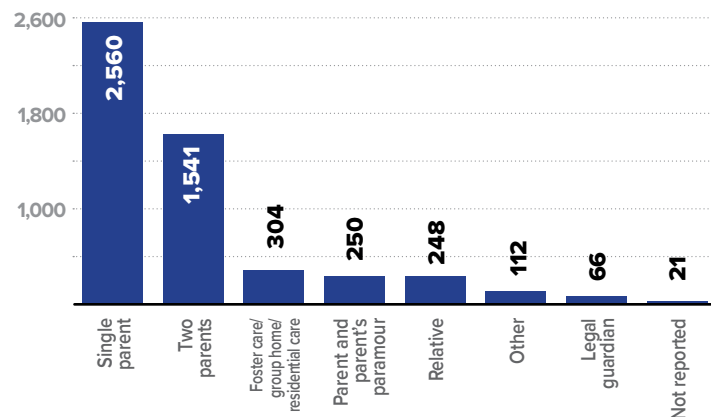
Munchausen Syndrome by proxy/medical abuse

\*41 sex trafficking and 1 human trafficking.

## RELATIONSHIP OF PERPETRATOR SUBSTANTIATED REPORTS

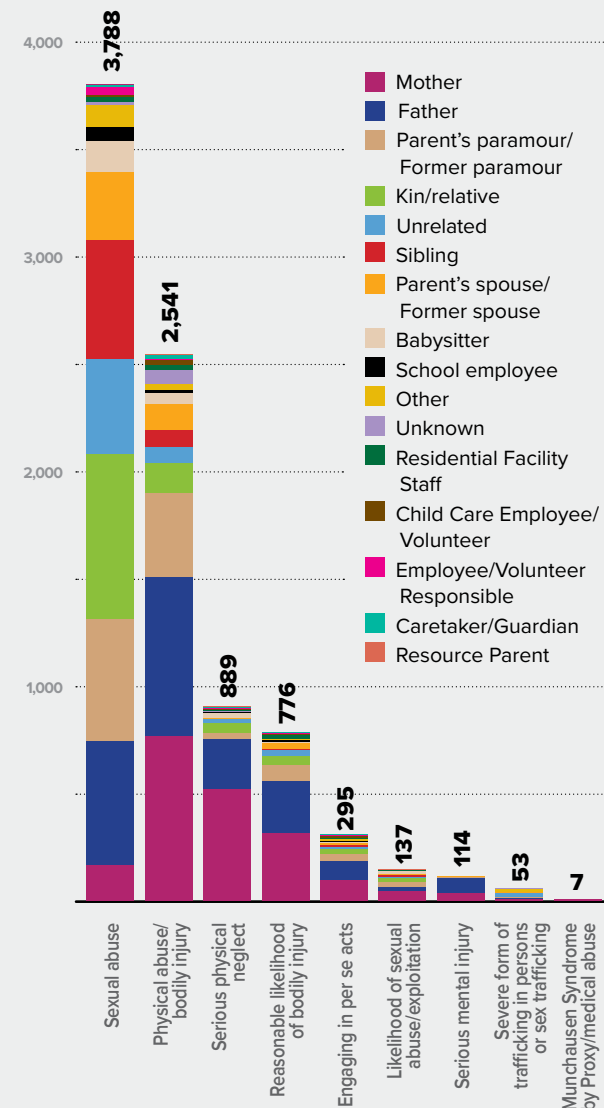


## VICTIMS' LIVING ARRANGEMENT AT TIME OF ABUSE SUBSTANTIATED REPORTS



## BREAKDOWN

### RELATIONSHIP OF PERPETRATOR



**DEFINITION: Per se act** — The definition of child abuse also includes certain acts in which the act itself constitutes abuse without any resulting injury or condition.



# CHILD ABUSE FATALITY AND NEAR FATALITY REVIEW AND ANALYSIS

**THE FATALITY OR NEAR FATALITY OF A CHILD** under suspicious circumstances impacts the wider community, with everyone left wondering what could have been done differently to prevent the incident from occurring. DHS is required to review circumstances surrounding cases where suspected child abuse might have occurred, which helps the community better understand what led to the fatality or near fatality, and to help initiate a discussion on how Pennsylvanians can help prevent future occurrences.

Act 33 became effective December 30, 2008 and requires that child fatalities and near fatalities where abuse is suspected be reviewed at the state and county levels. The review of child fatalities was not new to the field of child welfare, but rather codified and built upon the existing review process for fatalities to include the review of near fatalities. Act 44 of 2014 further addressed public disclosure provisions by permitting the investigating CCYA to release information to the public prior to the completion of its fatality or near fatality review team report. Act 33 of 2008 and Act 44 of 2014 increased child-serving systems' transparency and accountability related to child fatalities and near fatalities by granting public access to information related to each child fatality or near fatality when abuse is suspected.

Upon receipt of a report of suspected child abuse involving a fatality or near fatality, two types of reviews are immediately initiated:

- The first level of review occurs at the local level in accordance with an established protocol and involves the county agency convening a team broadly representative of the community, consisting of at least six individuals who have expertise in the prevention and treatment of child abuse. County Child Abuse Fatality and Near Fatality Review Teams are required to review cases when it has been determined that abuse occurred, or when a final status determination has not been made within 30 calendar days from the date of the report to ChildLine.
- DHS is responsible for conducting the second level of review for all child fatalities and near fatalities when abuse is suspected, regardless of the status determination. This means that both substantiated and unfounded cases will be reviewed.

DHS has also convened a Statewide Child Fatality and Near Fatality Trend Analysis Team consisting of cross-system partners and external stakeholders. The team's purpose is to continuously analyze data and information gathered to determine the contributing factors and symptoms of abuse and to form recommendations for policy and practice changes at the state and local levels. The team will use the analyses to promote and support the implementation of effective prevention efforts in Pennsylvania that may prevent similar future occurrences. These reviews seek to identify areas that require systemic change in order to improve the delivery of services to children and families, and develop data-driven and research-informed recommendations, which will ultimately enhance the commonwealth's ability to protect children. In February 2019, the first Child Abuse Fatality and Near Fatality Trend Analysis Team report was released detailing the findings and recommendations for incidents reported in calendar years 2015 and 2016. The report is available at [www.dhs.pa.gov/publications/childfatalitynearfatalityreports](http://www.dhs.pa.gov/publications/childfatalitynearfatalityreports). The trend team will continue analyzing child abuse fatalities and near fatalities in subsequent years and release the findings and recommendations developed annually.

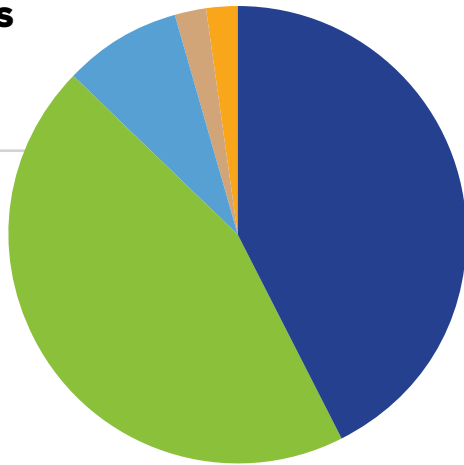
# CHILD ABUSE FATALITY AND NEAR FATALITY REVIEW AND ANALYSIS

## SUBSTANTIATED FATALITIES

**47**

**27**  
57.4%  
FEMALE

**20**  
42.6%  
MALE

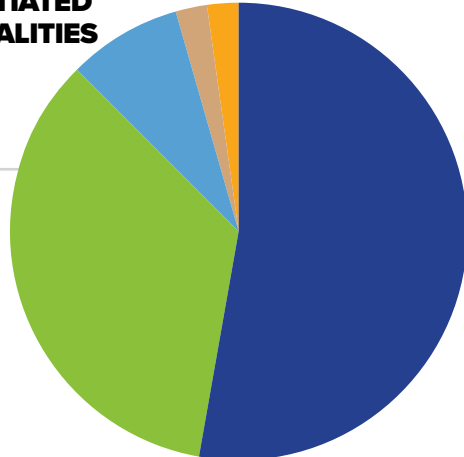


## SUBSTANTIATED NEAR FATALITIES

**89**

**44**  
49.4%  
FEMALE

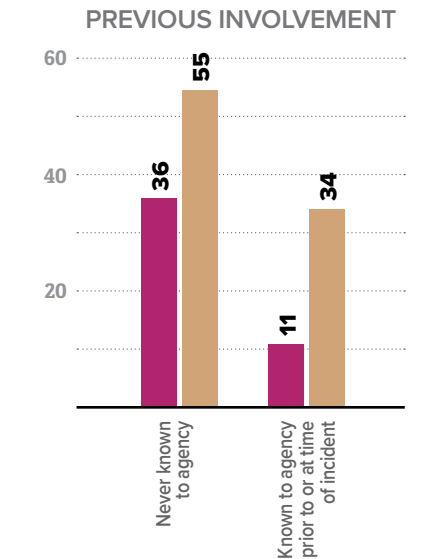
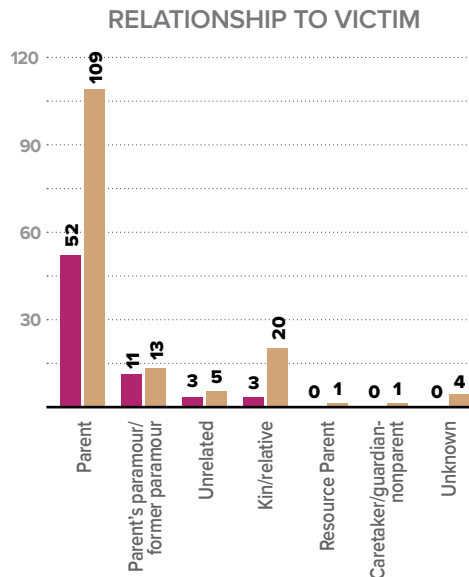
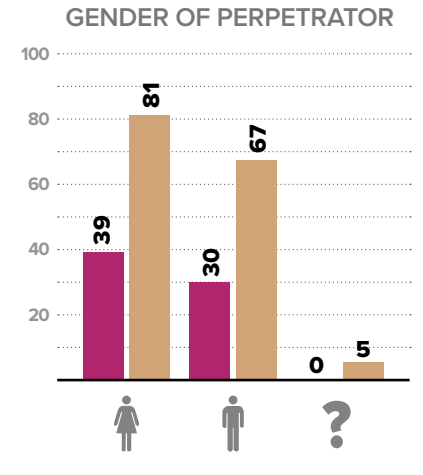
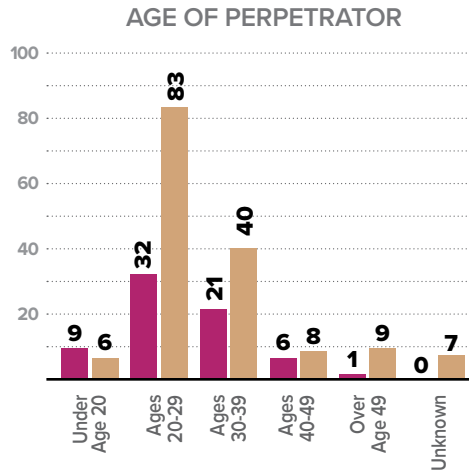
**45**  
50.6%  
MALE



Upon completion of DHS's review, a final redacted report is posted at [www.dhs.pa.gov/publications/childfatalitynearfatalityreports](http://www.dhs.pa.gov/publications/childfatalitynearfatalityreports) unless the district attorney certifies that the release of the report may compromise a pending criminal investigation or proceeding. After verification from the district attorney that there is no longer a certification barring the report's release, DHS's redacted report is posted to facilitate the release of information to the public.

## PERPETRATOR

FATALITIES NEAR FATALITIES



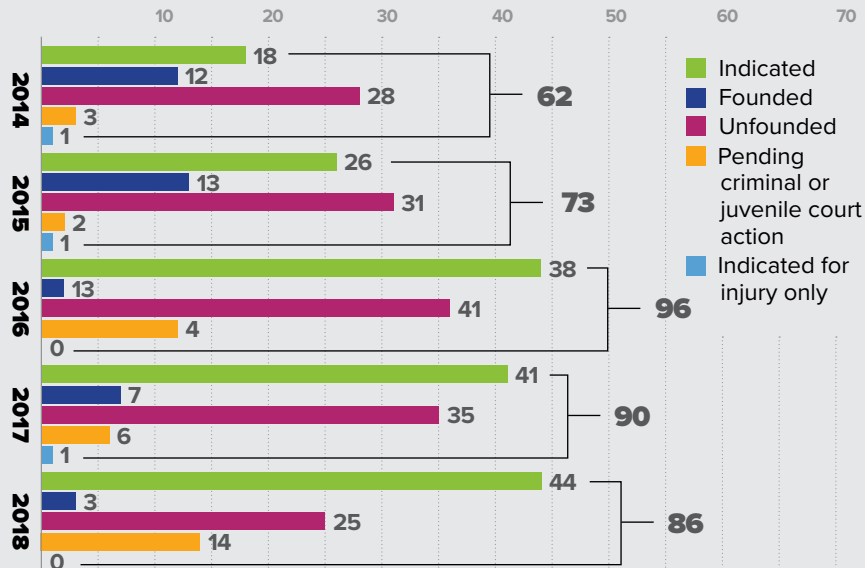
NOTE: Child fatality and near fatality data provided was extracted on 4/18/2019.

NOTE: A report may have more than one perpetrator; therefore, the total number of perpetrators will be greater than the total number of reports.

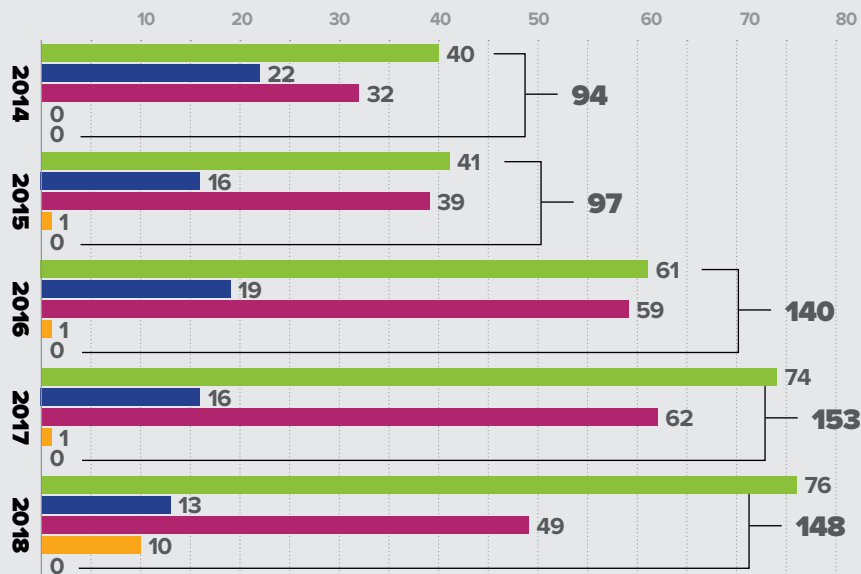
# CHILD ABUSE FATALITY AND NEAR FATALITY REVIEW AND ANALYSIS



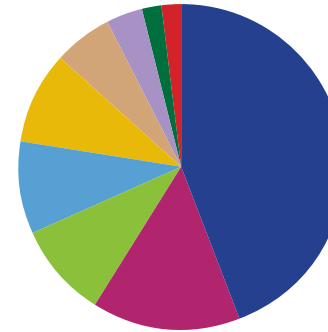
## TOTAL CHILD FATALITIES // 5-YEAR ANALYSIS



## TOTAL NEAR FATALITIES // 5-YEAR ANALYSIS

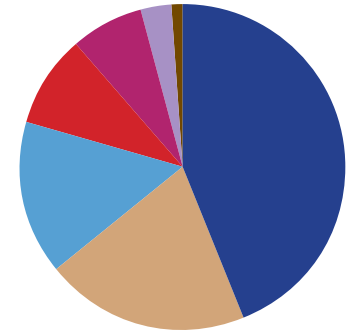


## SUBSTANTIATED CHILD ABUSE FATALITIES DETERMINED CAUSE



- 24** (51.1%)  
Violent act
- 8** (17.0%)  
Lack of supervision
- 5** (10.6%)  
Asphyxiation/restriction of airflow
- 5** (10.6%)  
Delay/failure to provide medical care
- 5** (10.6%)  
Co-sleeping
- 3** (6.4%)  
Ingestion
- 2** (4.3%)  
Poisoning
- 1** (2.1%)  
Unsecured guns/gunshot
- 1** (2.1%)  
Malnutrition/dehydration

## SUBSTANTIATED NEAR FATALITIES DETERMINED CAUSE



- 43** (48.3%)  
Violent act
- 20** (22.5%)  
Ingestion
- 15** (16.9%)  
Delay/failure to provide medical care
- 9** (10.1%)  
Malnutrition/Dehydration
- 7** (7.9%)  
Lack of supervision
- 3** (3.4%)  
Poisoning
- 1** (1.1%)  
Unsecured guns/gunshot

NOTE: A child abuse fatality or near fatality may have more than one determining cause; therefore, the total number of determining causes will be greater than the total number of fatalities or near fatalities.

Two fatality reports received in 2017 were re-reported in 2018 due to new information. The fatalities are counted in the relevant analyses in both the 2017 and 2018 reports.



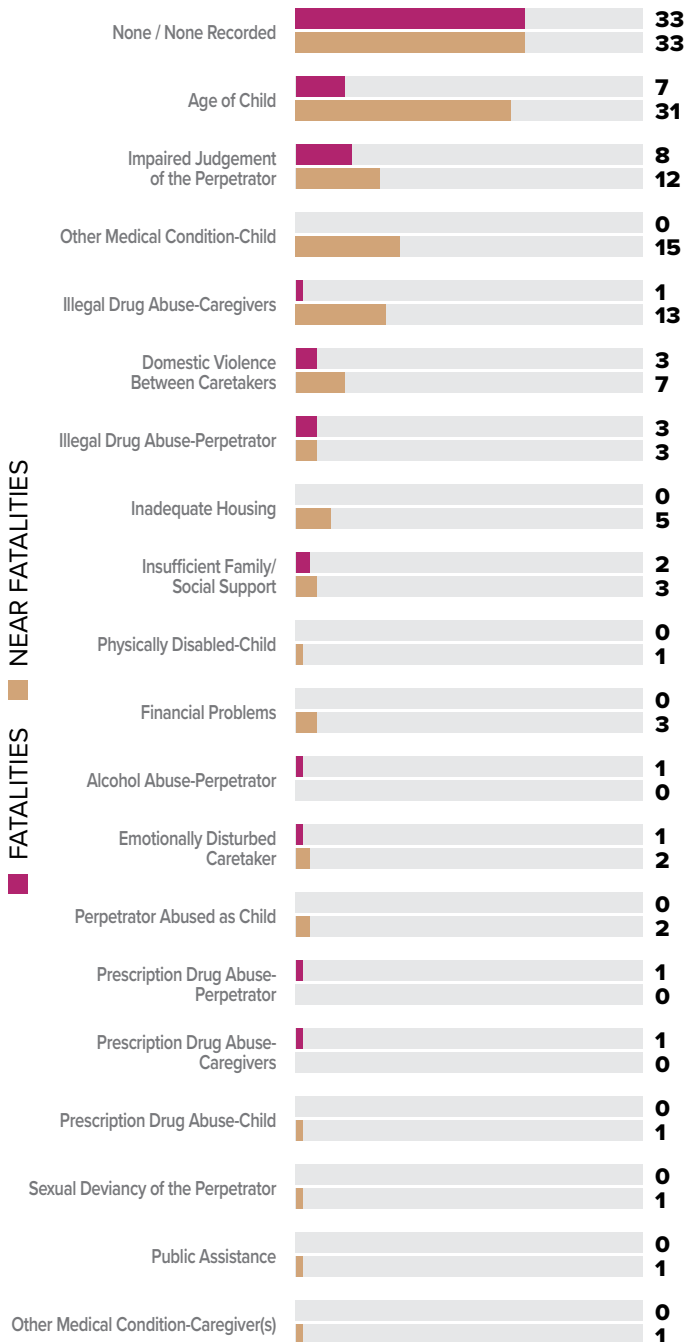
# CHILD ABUSE FATALITY AND NEAR FATALITY REVIEW AND ANALYSIS

**47**  
SUBSTANTIATED  
FATALITIES

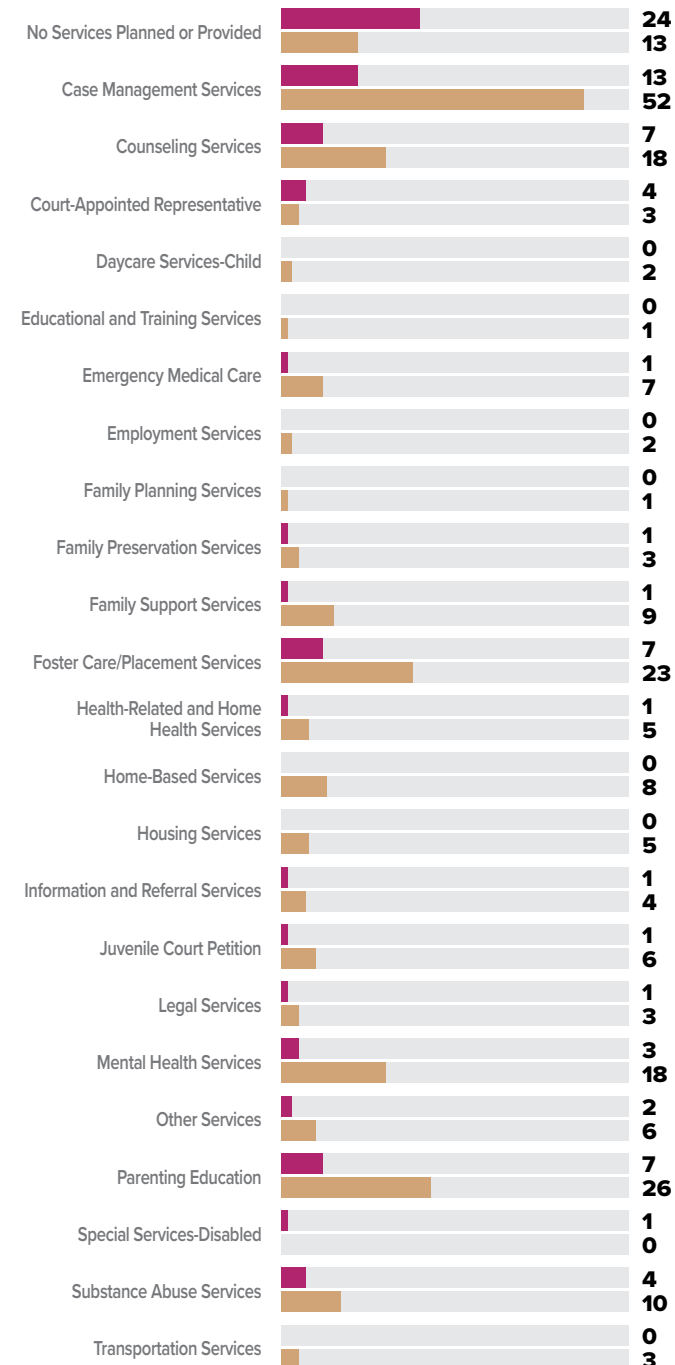
**89**  
SUBSTANTIATED  
NEAR FATALITIES

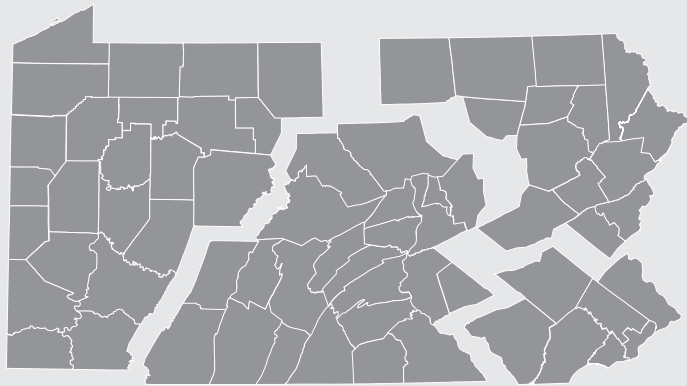
FATALITIES ■ NEAR FATALITIES ■

## INVESTIGATIONS CONTRIBUTING FACTORS



## INVESTIGATIONS SERVICES PLANNED OR PROVIDED TO FAMILY





# REGIONAL OFFICE INVESTIGATIONS

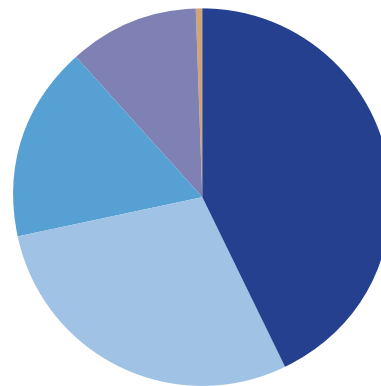
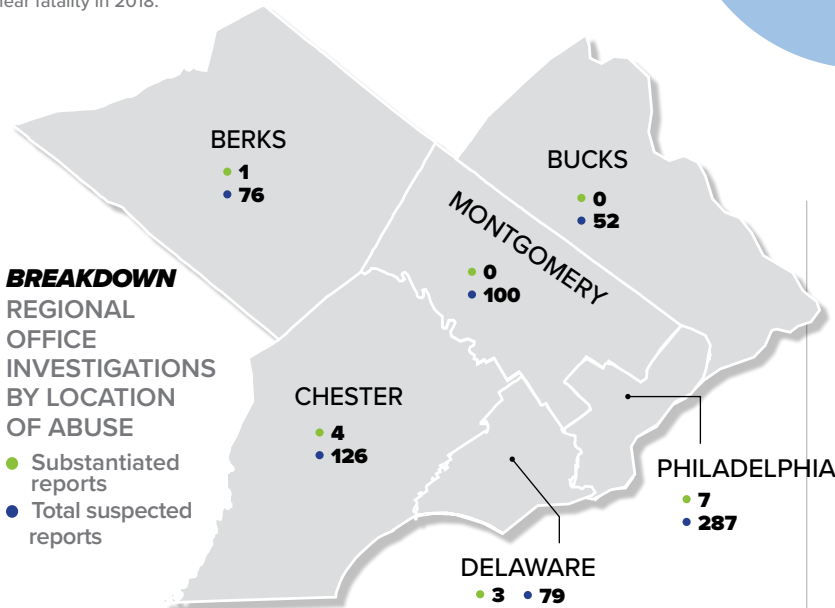
In 2018, regional office staff investigated 1,834 reports of suspected child abuse involving agents of a county agency, a decrease of 23.8 percent from 2017 (2,408 reports). The overall regional office substantiation rate was 3.8 percent, a decrease of 5.0 percent from 2017. In all regions, most incidents occurred in residential services setting.

## SOUTHEAST REGION

NOTE: The Southeast Regional Office was the investigating agency for 1 fatality and 1 near fatality in 2018.

**721**  
TOTAL REPORTS

**15**  
SUBSTANTIATED REPORTS



### TOTAL REPORTS BY SETTING OF INCIDENT

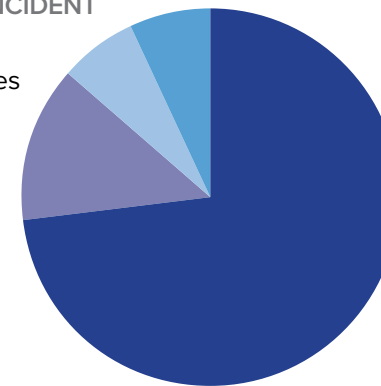
**309** (42.9%)  
Residential services

**208** (28.8%)  
Foster family care

**122** (16.9%)  
Other family care services

**80** (11.1%)  
Adoption services

**2** (0.3%)  
Unknown



### SUBSTANTIATED REPORTS

**11** (73.3%)  
Residential services

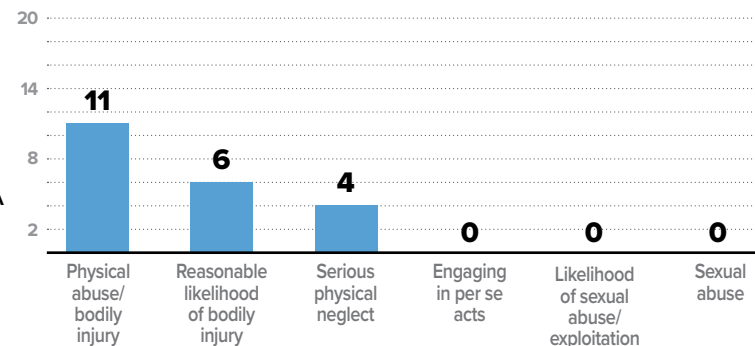
**2** (13.3%)  
Adoption services

**1** (6.7%)  
Foster family care

**1** (6.7%)  
Other family care services

**0** (0.0%)  
Unknown

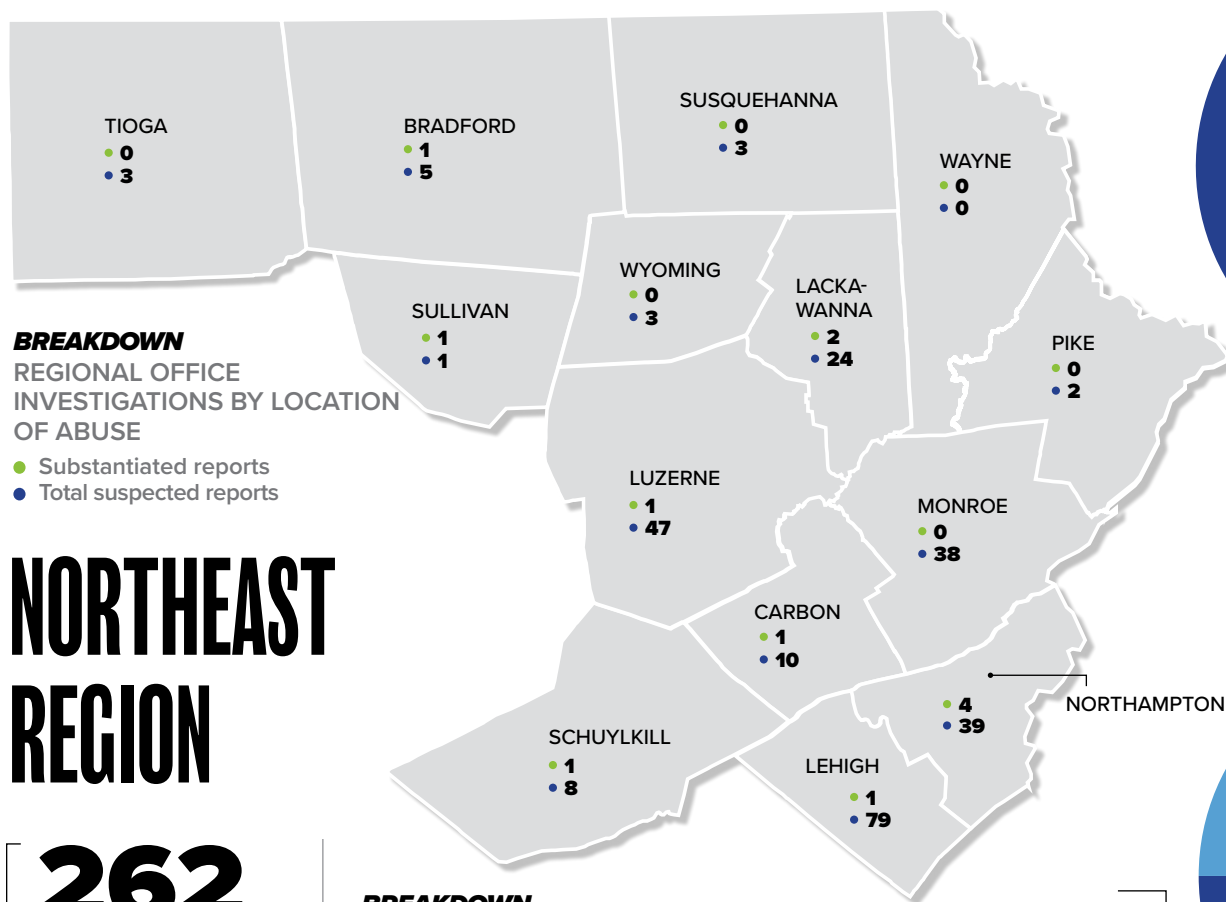
### BREAKDOWN SUBSTANTIATED REPORTS BY ALLEGATION



NOTE: A report may have more than one substantiated allegation; therefore, the total number of allegations will be greater than the total number of substantiated reports.

Not shown on map: 1 suspected report of abuse and 0 substantiated reports in Lancaster County.



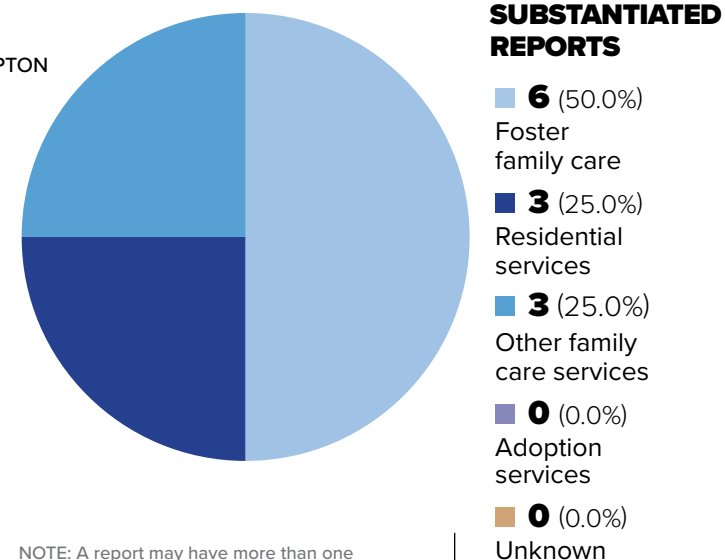
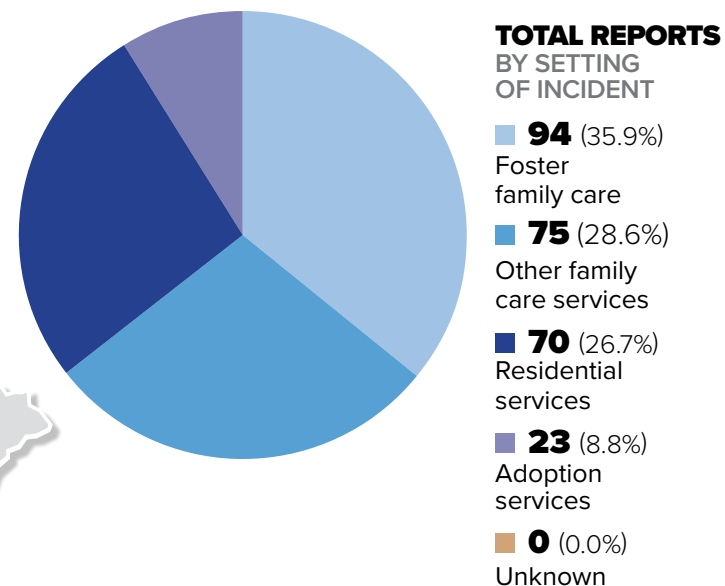
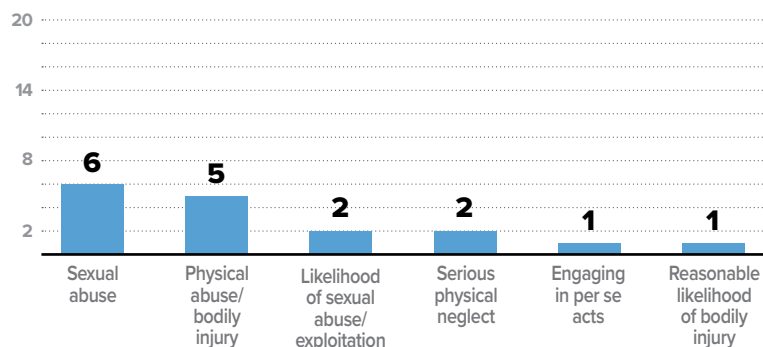


# NORTHEAST REGION

**262**  
TOTAL REPORTS

**12**  
SUBSTANTIATED  
REPORTS

**BREAKDOWN**  
SUBSTANTIATED REPORTS BY ALLEGATION



NOTE: A report may have more than one substantiated allegation; therefore, the total number of allegations will be greater than the total number of substantiated reports.

# CENTRAL REGION

**312**

TOTAL REPORTS

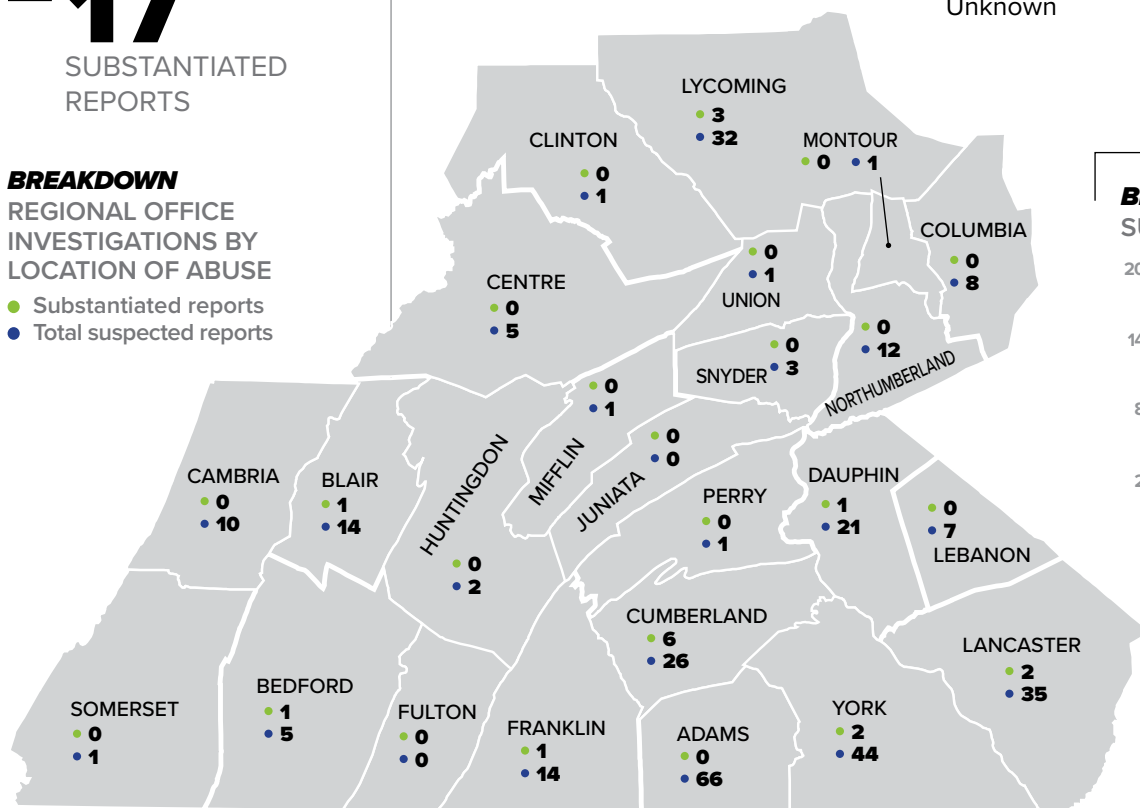
**17**

SUBSTANTIATED  
REPORTS

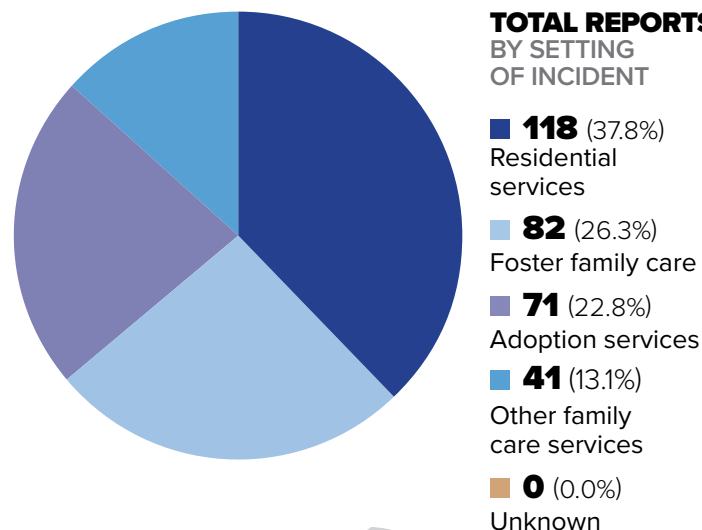
## BREAKDOWN

REGIONAL OFFICE  
INVESTIGATIONS BY  
LOCATION OF ABUSE

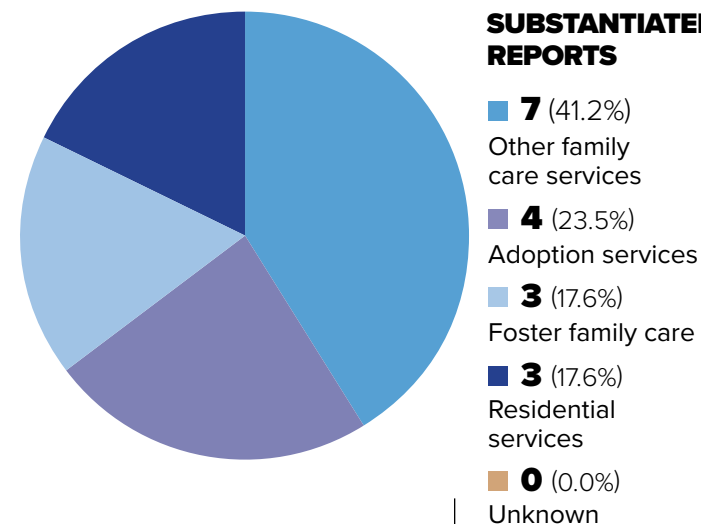
- Substantiated reports
- Total suspected reports



## TOTAL REPORTS BY SETTING OF INCIDENT

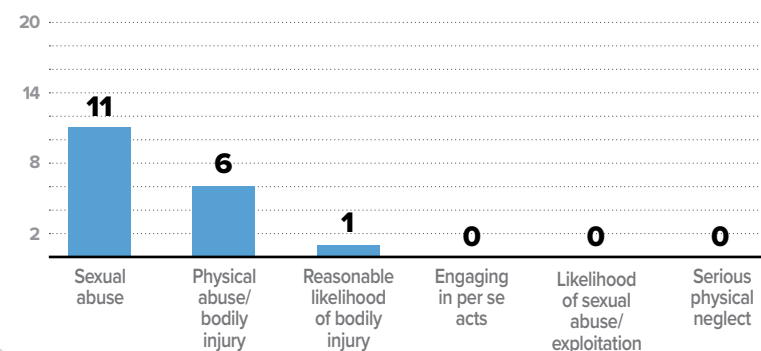


## SUBSTANTIATED REPORTS



## BREAKDOWN

SUBSTANTIATED REPORTS BY ALLEGATION



NOTE: A report may have more than one substantiated allegation; therefore, the total number of allegations will be greater than the total number of substantiated reports.

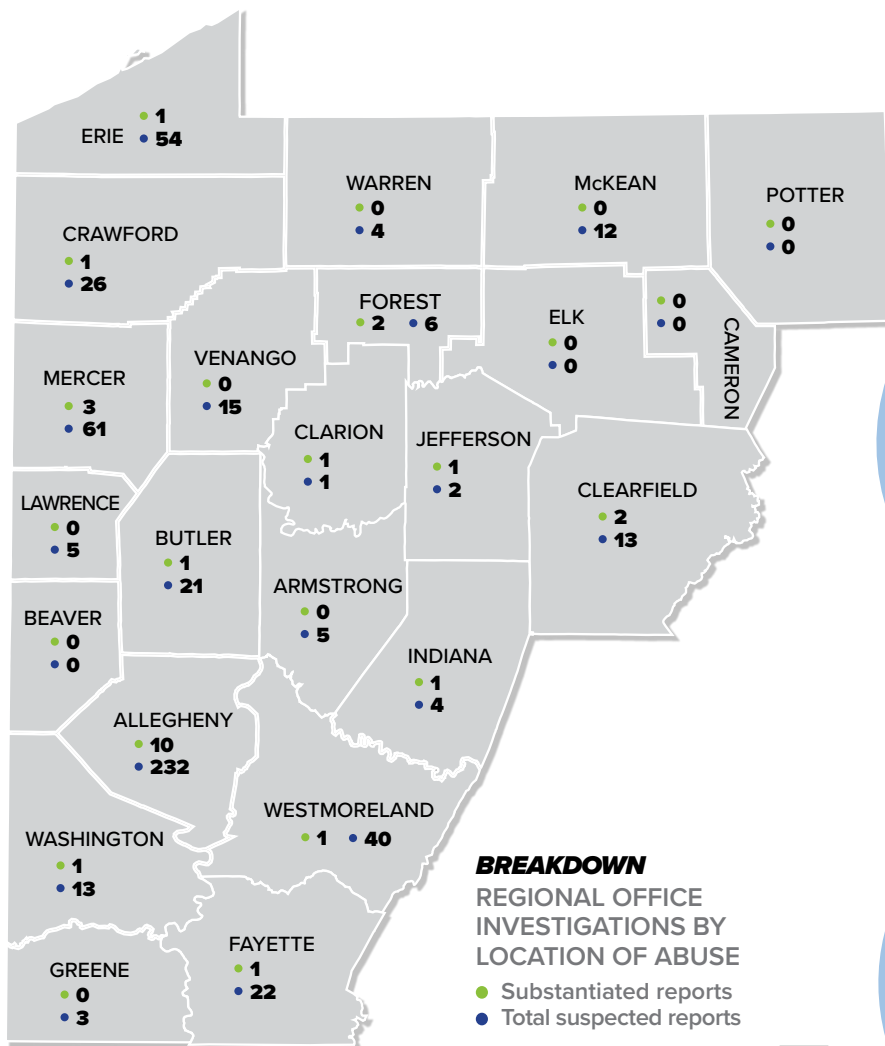
Percentages may not equal 100 percent due to rounding.

Not shown on map: 1 suspected report of abuse and 0 substantiated reports in Berks County and 1 suspected report of abuse and 0 substantiated reports in Chester County.

# WESTERN REGION

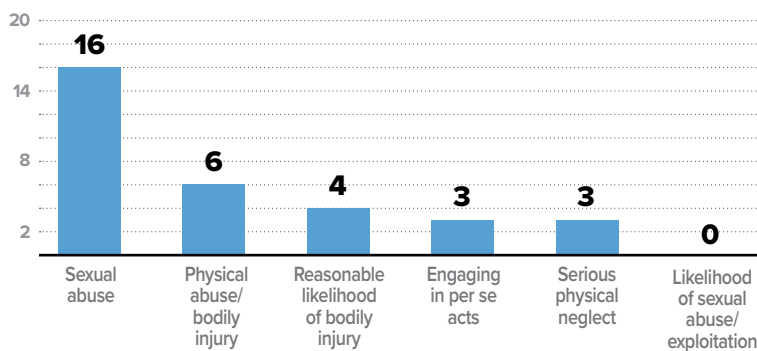
**539**  
TOTAL REPORTS

**26**  
SUBSTANTIATED  
REPORTS

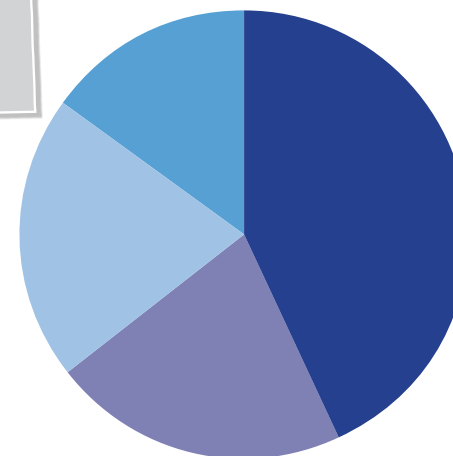


## BREAKDOWN

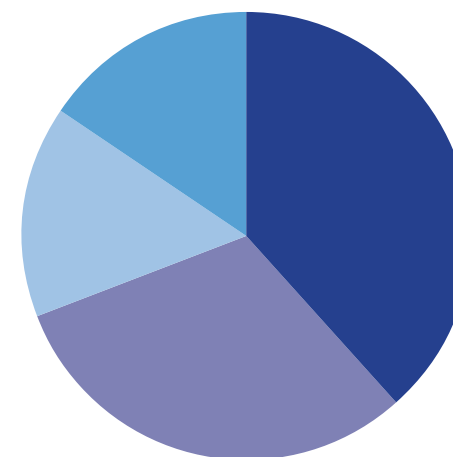
### SUBSTANTIATED REPORTS BY ALLEGATION



## TOTAL REPORTS BY SETTING OF INCIDENT



## SUBSTANTIATED REPORTS



NOTE: A report may have more than one substantiated allegation; therefore, the total number of allegations will be greater than the total number of substantiated reports.

Percentages may not equal 100 percent due to rounding.

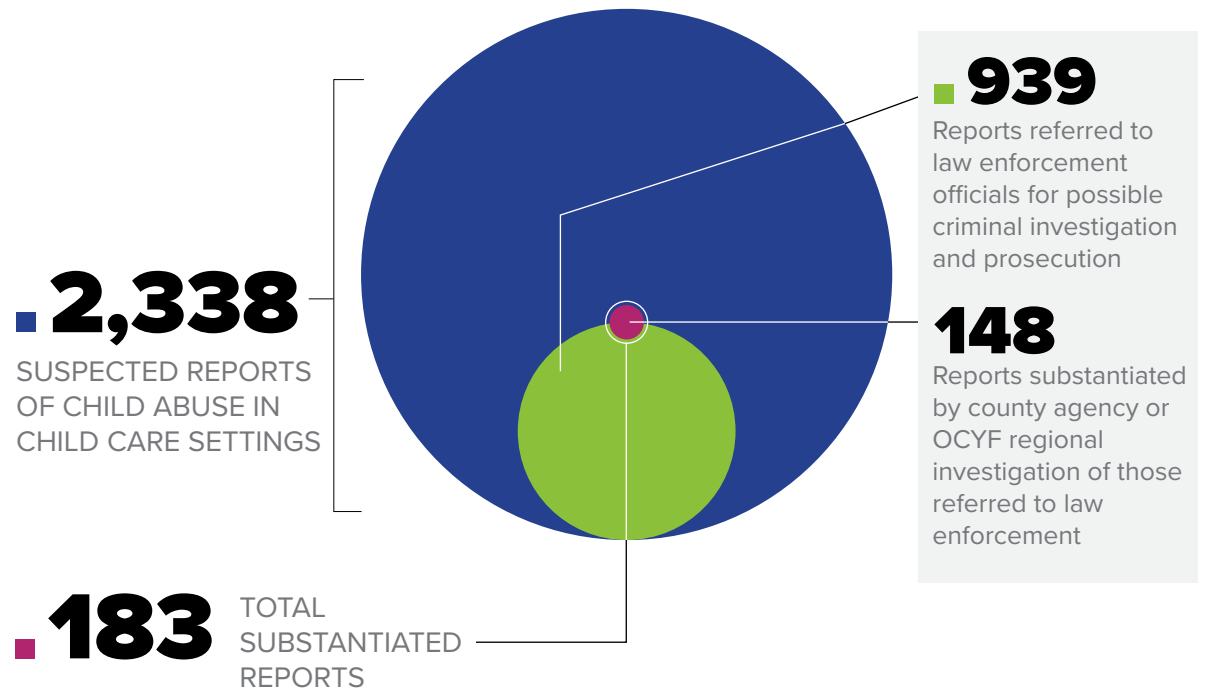
# CHILD ABUSE IN CHILD CARE SETTINGS

## THE CHILD PROTECTIVE SERVICES LAW

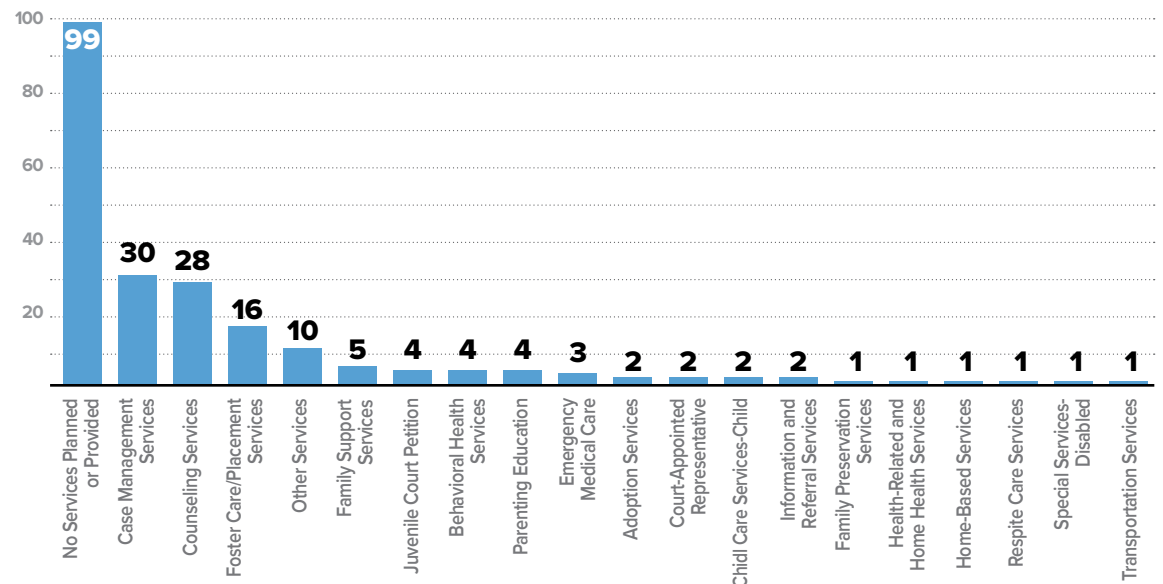
requires DHS to report on the services provided to children who were abused in child care settings and the action taken against the perpetrators. Child care settings include family child care homes, child care centers, foster homes, boarding homes for children, juvenile detention centers, residential facilities, and institutional facilities. It does not include baby sitters (paid or unpaid) arranged by parents.

In 2018, there were 2,338 reports for suspected abuse of children in child care settings. A total of 183, eight percent, were substantiated. DHS investigated 67 of the substantiated reports because the alleged perpetrators were agents of county agencies.

Social services were planned and/or provided to alleged victims, parents, and/or perpetrators involved in the investigated reports, when appropriate. In 939 reports, 40 percent, information was referred to law enforcement officials for criminal investigation and prosecution; 148 of these reports were substantiated by the CCYA or OCYF regional office investigation.



## SERVICES PLANNED OR PROVIDED FOR CHILD, PARENT, AND/OR PERPETRATOR



NOTE: More than one service may be provided; therefore, the total number of services will be greater than the number of reports.

# HEARINGS AND APPEALS

## THE NAME AND KNOWN IDENTIFYING

**INFORMATION** of an individual named as a perpetrator of a substantiated report of child abuse is maintained in the statewide database. DHS's ChildLine and Abuse Registry provides notice of the findings of the investigation to all subjects of the report, including the person named as the perpetrator. The notice to the person named as the perpetrator includes information regarding their right to file an appeal of an indicated report within 90 days of being notified. Only the person who has been named as a perpetrator has the right to file an appeal.

The person named as the perpetrator can request an administrative review or bypass the administrative review and request a hearing before DHS's Bureau of Hearings and Appeals (BHA). The administrative review is performed by a panel of professionals within OCYF. If the appeal results in a decision that is in the favor of the person who is named as the perpetrator, the individual's name and identifying information is removed from the statewide database. The person named as the perpetrator and the investigating CCYA also have the right to request a hearing with BHA on the merits of the case if either party disagrees with the decision of the OCYF Administrative Review Panel.

At the hearing, the individual named as the perpetrator has the opportunity to present testimony and evidence to the

BHA administrative law judge, as does the CCYA. All parties are notified of the scheduled hearing and outcome of the hearing by BHA. In addition, both parties may request that the Commonwealth Court hear the appeal if the party does not agree with the BHA ruling.

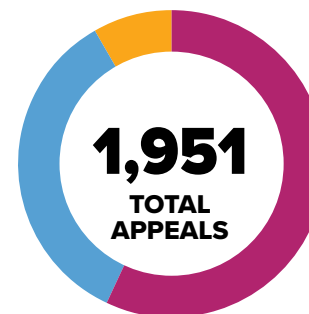
The CPSL also gives the Secretary of Human Services the authority to amend or expunge a report, upon the request of the perpetrator, based on good cause shown. Good cause shown can include, but is not limited to:

- Newly discovered evidence that an indicated report is inaccurate or is not being maintained consistent with the CPSL; or
- A determination that the perpetrator no longer presents a risk of child abuse and there is no public purpose for maintaining the individual's name on the statewide database.

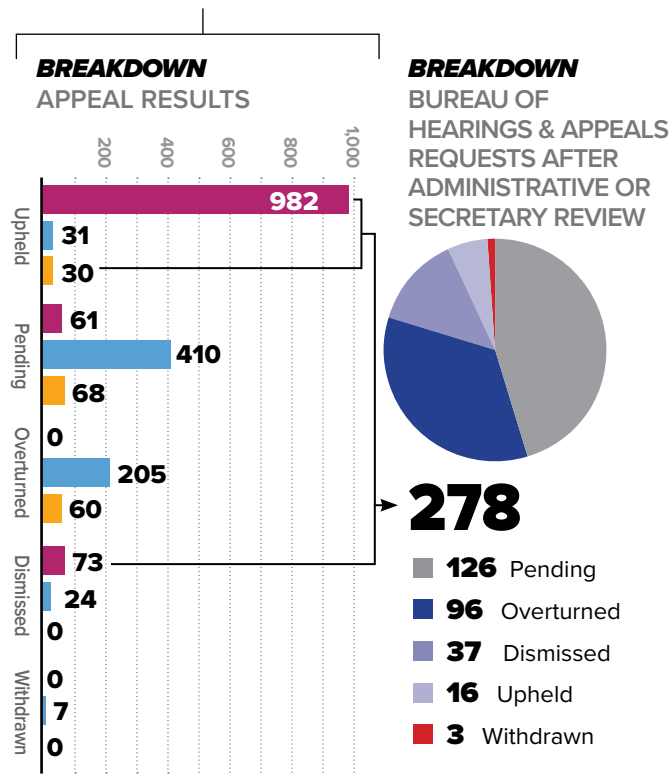
Lastly, individuals may request reconsideration by the secretary if they disagree with the findings at the conclusion of a BHA hearing. This request must be made in writing within 15 calendar days of the mailing of the final BHA order. Of the 1,085 requests for appeal that were upheld by an administrative or secretary review or dismissed by an administrative review, 278 requests were received for a hearing on the merits of the case.

NOTE: Hearings and Appeals data was extracted on 3/1/2019.

## 2018 HEARINGS AND APPEALS



- **1,116** (57.2%)  
ChildLine administrative review panel
- **677** (34.7%)  
Directly to Bureau  
of Hearings and Appeals
- **158** (8.1%)  
Secretary review



# CLEARANCES FOR EMPLOYEES AND VOLUNTEERS

**THE CHILD PROTECTIVE SERVICES LAW (CPSL)** establishes requirements enumerating the individuals that must obtain clearances (statutorily referred to as certifications) in order to be employed, to be a resource parent (foster or adoptive), or volunteer with children. In some circumstances, a resource parent or an individual residing in the resource family home may be required to obtain additional clearances if they have lived out-of-state within the past five years. The CPSL also outlines the grounds for which these individuals would be prohibited from working or volunteering with children.

The child abuse history clearance will only contain a record of indicated, founded, pending criminal court, pending juvenile court, or pending child abuse investigation. The term “pending” on the results of a child abuse history clearance means that the applicant is currently under investigation as a perpetrator of suspected child abuse. Clearances will not include information on unfounded reports of child abuse or general protective services assessments, which are non-abuse cases where services are provided to prevent potential harm to a child.

The purpose of requiring clearances is to provide employers and those selecting volunteers with information to use as part of a larger decision-making process when determining whether to hire someone as an employee or select them as a volunteer. A clearance does not replace a thorough interview and selection process.

Clearances are required for an employee when the individual will:

- Be responsible for a child’s welfare; **or**
- Have direct contact with children, meaning they are providing care, supervision, guidance, or control to children or they have routine interaction with children.

Clearances are required for an employee at a minimum of every 60 months from the date of their oldest clearance. Clearances may be required more frequently based on licensure and employer requirements.

Clearances are required for an unpaid adult volunteer every 60 months from the date of their oldest clearance when they will:

- Be responsible for a child’s welfare; **or**
- Have direct volunteer contact with children, meaning they are providing care, supervision, guidance, or control to children and they have routine interaction with children.

These clearances may include the following:

- Pennsylvania Child Abuse History Certification;
- Pennsylvania State Police Criminal Record Check; and
- Federal Bureau of Investigation (FBI) Criminal History Background Check (required for employees and some volunteers).

An agency or organization is prohibited from hiring employees or selecting volunteers for a position involving children if the individual was named as a perpetrator in a founded report of child abuse committed within five years preceding when the clearance was verified. Conviction

CONTINUES ON PAGE 23

## CLEARANCES FOR EMPLOYEES AND VOLUNTEERS

CONTINUED FROM PAGE 22

of certain crimes may prohibit working or volunteering with children.

Over the course of 2018, the average processing time for a Pennsylvania Child Abuse History Certification was just over six days, about two days more than in 2017. The CPSL mandates that requests for these certifications be completed within 14 calendar days.

Agencies and organizations must ensure that clearances are obtained in accordance with the CPSL. To determine whether you, your staff or your volunteers are required to obtain clearances, please see the fact sheets at [www.KeepKidsSafe.pa.gov](http://www.KeepKidsSafe.pa.gov). The website also has information on how often employees and volunteers need to submit updated clearances, and the fees associated with clearances. Information on how to obtain the required clearances is also available, including the ability to submit and pay for the Pennsylvania Child Abuse History Certification online.

### CLEARANCES

#### CHILD ABUSE HISTORY CLEARANCE APPLICATIONS

**826,492**

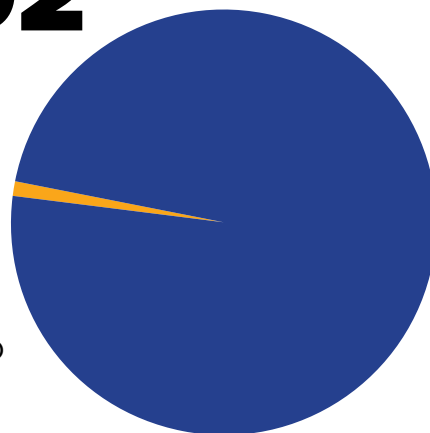
TOTAL APPLICATIONS

**7,154**

APPLICATIONS  
RETURNED/INCOMPLETE

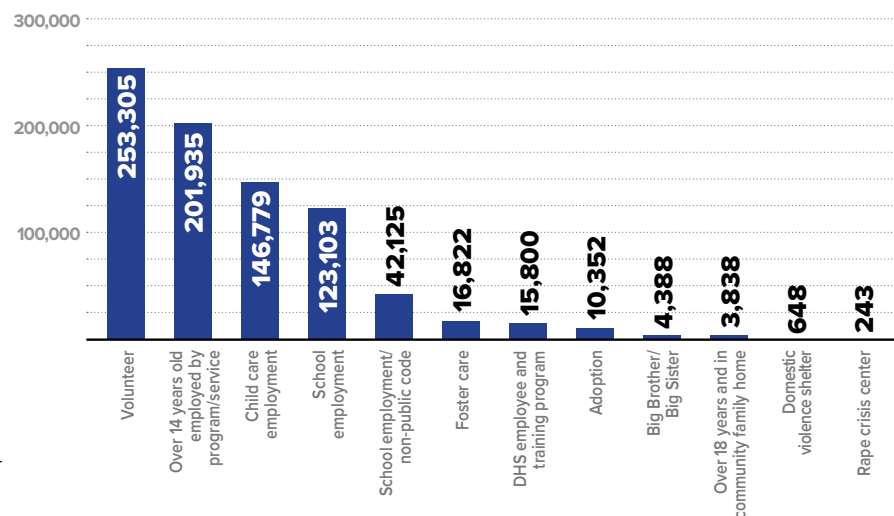
**819,338**

APPLICATIONS PROCESSED



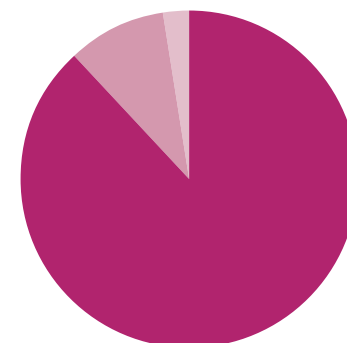
### BREAKDOWN

#### CLEARANCE APPLICATIONS PROCESSED BY CATEGORY



**2,302**

INDIVIDUALS  
IDENTIFIED AS  
SUBSTANTIATED  
OR ALLEGED  
PERPETRATORS



**2,027** (88.1%)  
Substantiated perpetrators

**222** (9.6%)  
Alleged perpetrators  
in reports pending  
investigations

**53** (2.3%)  
Alleged perpetrators  
where the outcome  
was pending criminal  
or juvenile court

NOTE: Clearance data provided was extracted on 2/11/2019.

# FEDERAL BUREAU OF INVESTIGATION RECORDS REQUESTS

**INDIVIDUALS WHO WORK OR VOLUNTEER** with children in certain circumstances are required to obtain a Federal Bureau of Investigation (FBI) background check before working with or volunteering with children. The data in this section reflects a compilation of all individuals who have applied for the fingerprint-based federal criminal background check.

The following individuals are required to obtain an FBI background check as part of the clearance process: child care services employees, school employees, foster parents, adult household members in foster homes, prospective adoptive parents, individuals providing child care services under contract with a child care facility or program, and adult household members of family living homes, community homes for individuals with an intellectual disability, and host homes for children.

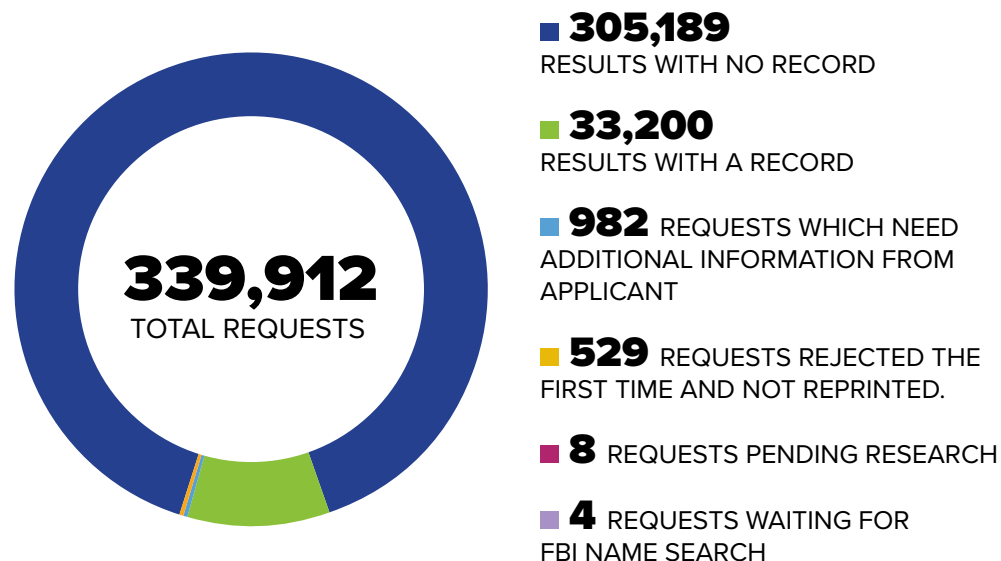
Adult volunteers who have not lived in Pennsylvania for the last 10 years must also obtain FBI background checks. Adult volunteers who have lived in Pennsylvania for the last 10 years and swear or affirm in writing that they have not been convicted of any of the prohibitive crimes listed in Section 6344 of the CPSL are not required to obtain the FBI background check.

For more information on FBI and other required clearances, please visit [www.KeepKidsSafe.pa.gov](http://www.KeepKidsSafe.pa.gov).

NOTE: FBI data provided was extracted on 4/22/2019; 2018 was the first full year utilizing a new fingerprinting vendor and purpose types shown at right may differ from previous year's.

## FBI RECORDS REQUESTS

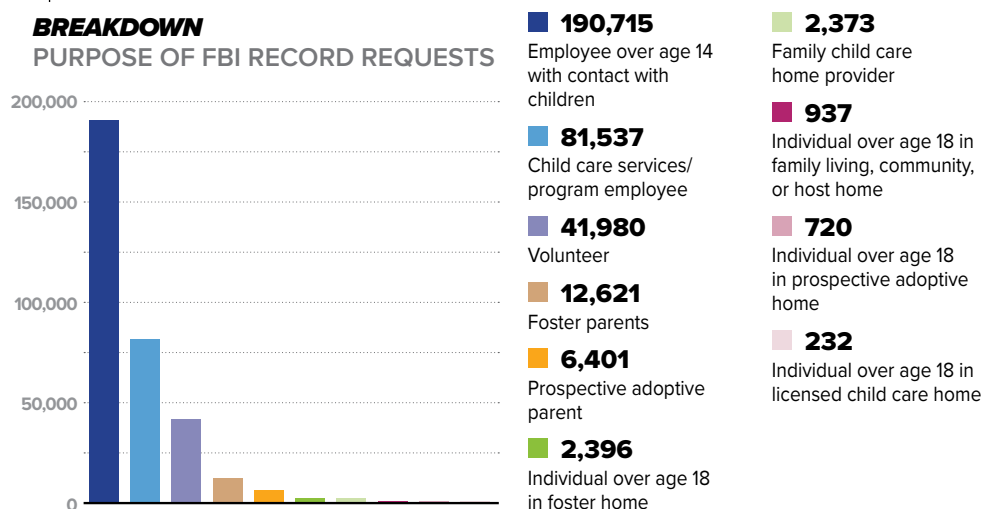
### INDIVIDUAL BACKGROUND CHECKS AND RESULTS



### RESULTS: CRIMINAL HISTORIES

**831** of the 33,200 total results with a record were crimes that would disqualify an applicant from working or volunteering with a child in accordance with Section 6344 (c) of the CPSL or an equivalent crime under federal law or the law of another state.

### BREAKDOWN PURPOSE OF FBI RECORD REQUESTS



# STATEWIDE GENERAL PROTECTIVE SERVICES

**GENERAL PROTECTIVE SERVICES (GPS)** reports are those reports that do not rise to the level of suspected child abuse but allege a need for intervention to prevent serious harm to children. DHS is responsible for receiving and transmitting reports where GPS concerns are alleged. The CCYA is responsible for receiving and assessing reports of children in need of GPS in order to:

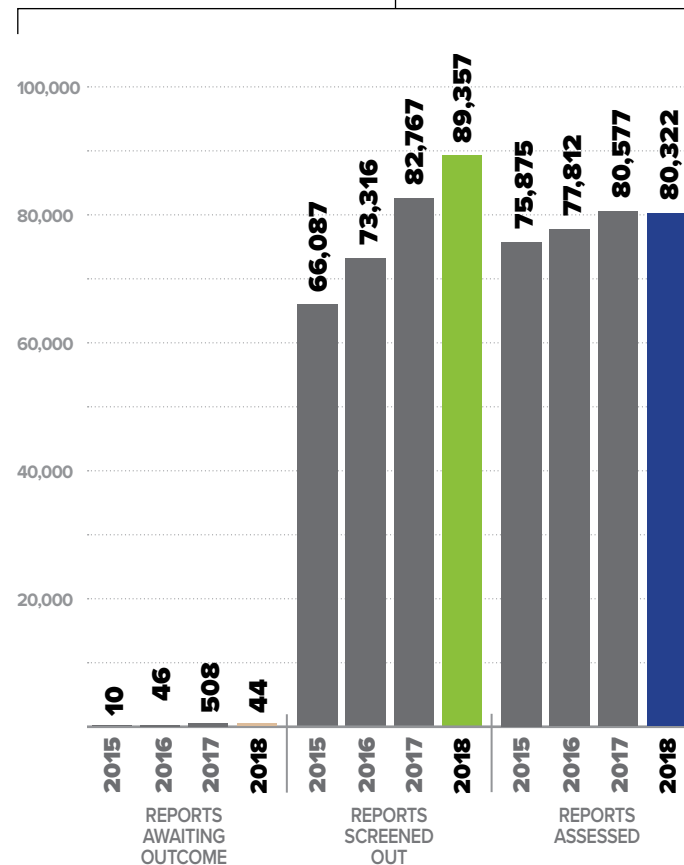
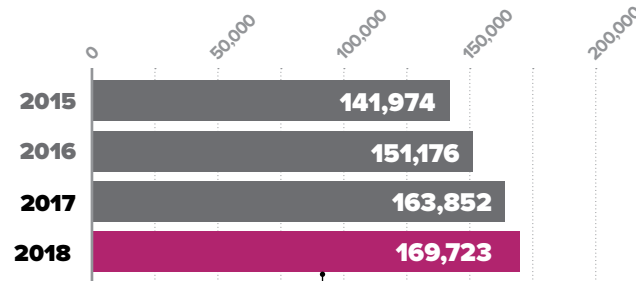
- Provide services to prevent abuse or neglect to children;
- Provide or arrange for and monitor the provision of those services necessary to safeguard and ensure the child's well-being and development; and
- Preserve and stabilize family life wherever appropriate.

GPS reports can be made by mandated or permissive reporters. While mandated reporters are only required to

CONTINUES ON PAGE 26

# 169,723

**GENERAL PROTECTIVE SERVICES**  
TOTAL REPORTS



NOTE: Reports awaiting outcome, screened out, and assessed for years prior to 2018 were extracted 3/23/2018. Outcomes are reported by counties at the conclusion of an assessment and subject to change upon review and finalization.

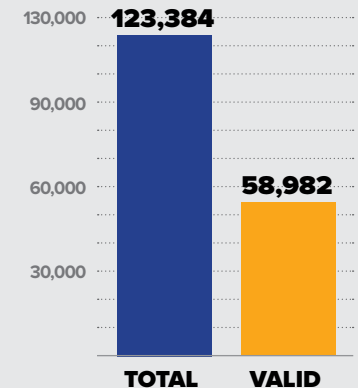
## BREAKDOWN

### ASSESSED REPORTS

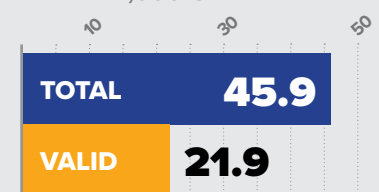


**40,101**  
VALID REPORTS

### CHILDREN ASSESSED



### CHILDREN ASSESSED PER 1,000 CHILDREN

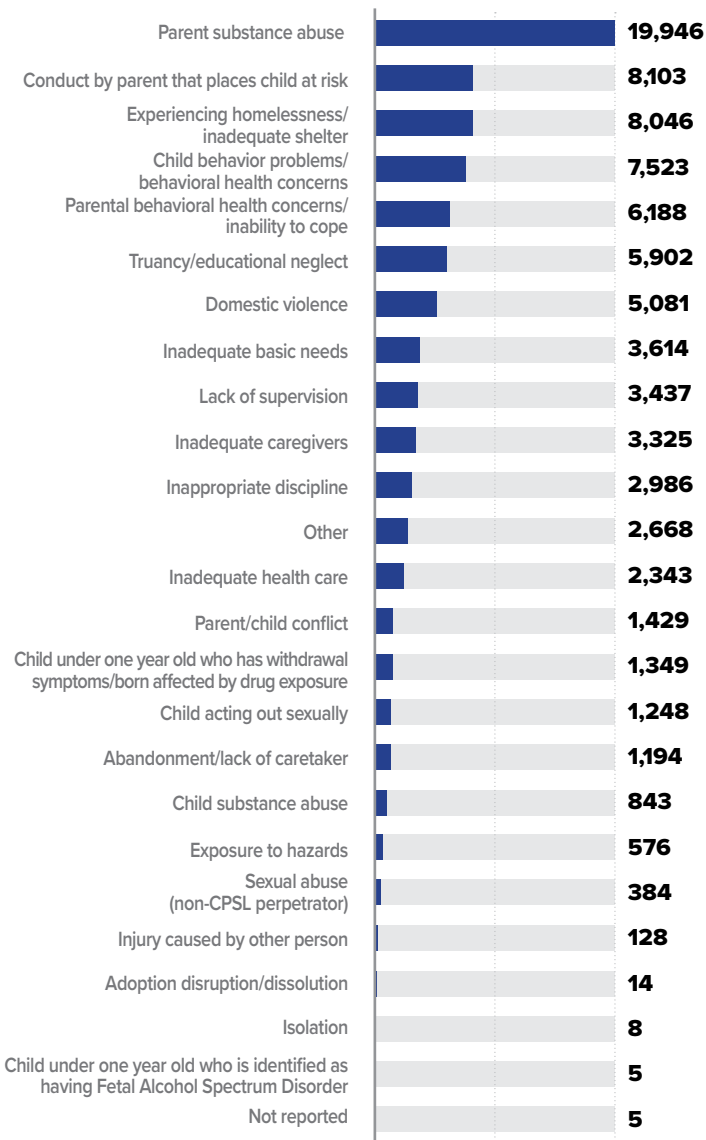


NOTE: A report may have more than one child; therefore, the number of children will be more than the number of reports.

## VALID GPS ALLEGATIONS BY TYPE

# 86,345

## TOTAL VALID ALLEGATIONS



NOTE: A report may contain more than one victim and each victim may have more than one allegation; therefore, the total number of allegations will be greater than the total number of reports.

## STATEWIDE GENERAL PROTECTIVE SERVICES



CONTINUED FROM PAGE 25

report suspected child abuse, they continue to make the majority of reports alleging GPS concerns of children. When reports are received at ChildLine, staff assess the allegations, categorize the report, and send the report to the appropriate CCYA for assessment.

As with CPS reports, upon receiving a GPS report, the CCYA must see the child immediately if emergency protective custody has been taken, emergency protective custody is needed, or it cannot be determined from the report whether or not emergency protective custody is needed.

Otherwise, the CCYA prioritizes the response time to assure that children who are most at risk receive an assessment first.

CCYAs must complete their assessment within 60 days of receipt of a report. As with

CPS reports, the CCYA must also provide or arrange for services necessary to protect the child and any other children in the home. Upon completion of the assessment, the CCYA must immediately notify DHS:

- If the report was determined to be valid or invalid; and
- If the family was accepted for services, referred to community services, or the case was closed.

Determining that a report was valid means there was merit to the allegations. Conversely, determining that a report was invalid means there was no merit to the allegations.

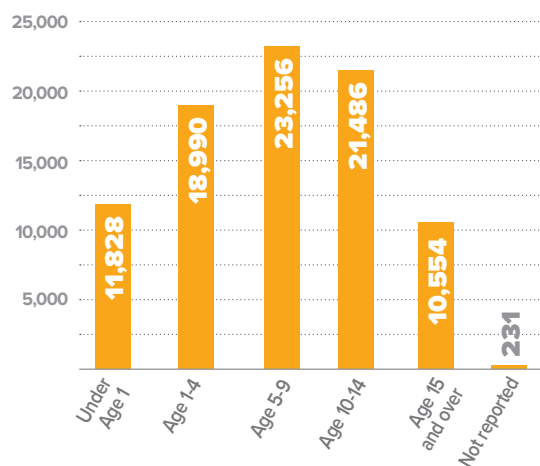
If the family was accepted for services, the CCYA must also immediately notify DHS upon the closure of services.

Unlike CPS reports, the determination made on a GPS report is not used when processing a Pennsylvania Child Abuse History Certification, nor does submission of the outcome after the 60-day timeframe impact the final outcome determination. Timely submission of GPS outcomes is monitored and reviewed as part of DHS's licensure of CCYAs.

CCYAs also have the ability to screen-out GPS reports. The decision to screen-out a GPS report is made on a case-by-case basis by the CCYA and could be due to a number of different factors including, but not limited to:

- **Information Only** – The child/family requested information only and no other concerns exist warranting an assessment;

### AGE OF VICTIMS VALID GPS ALLEGATIONS



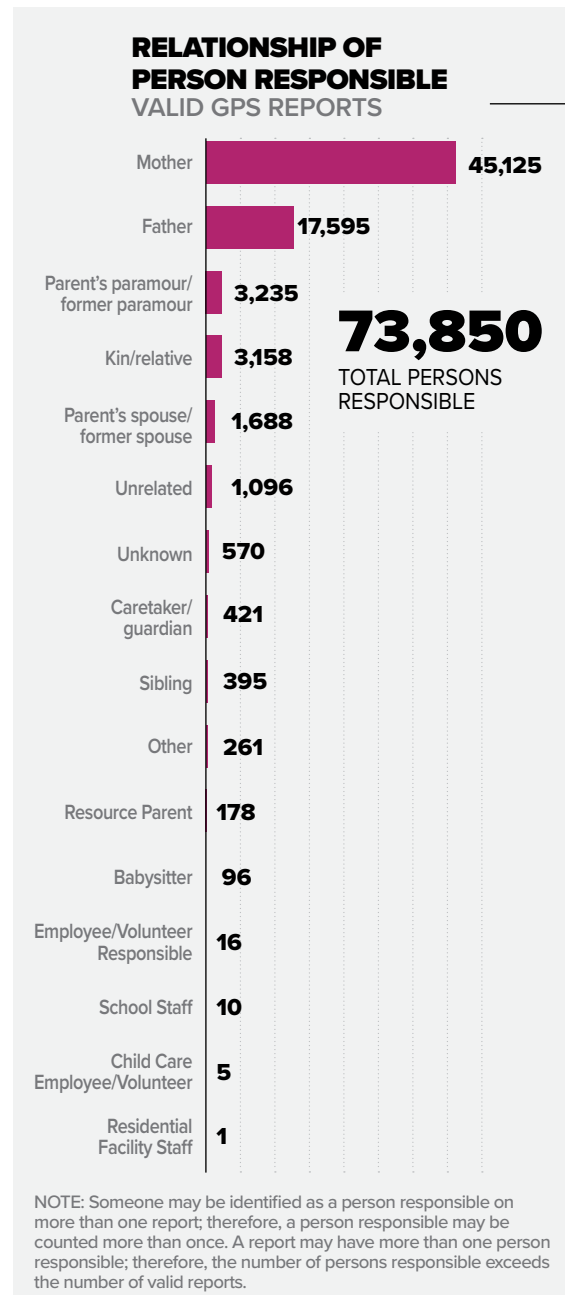
CONTINUES ON PAGE 27



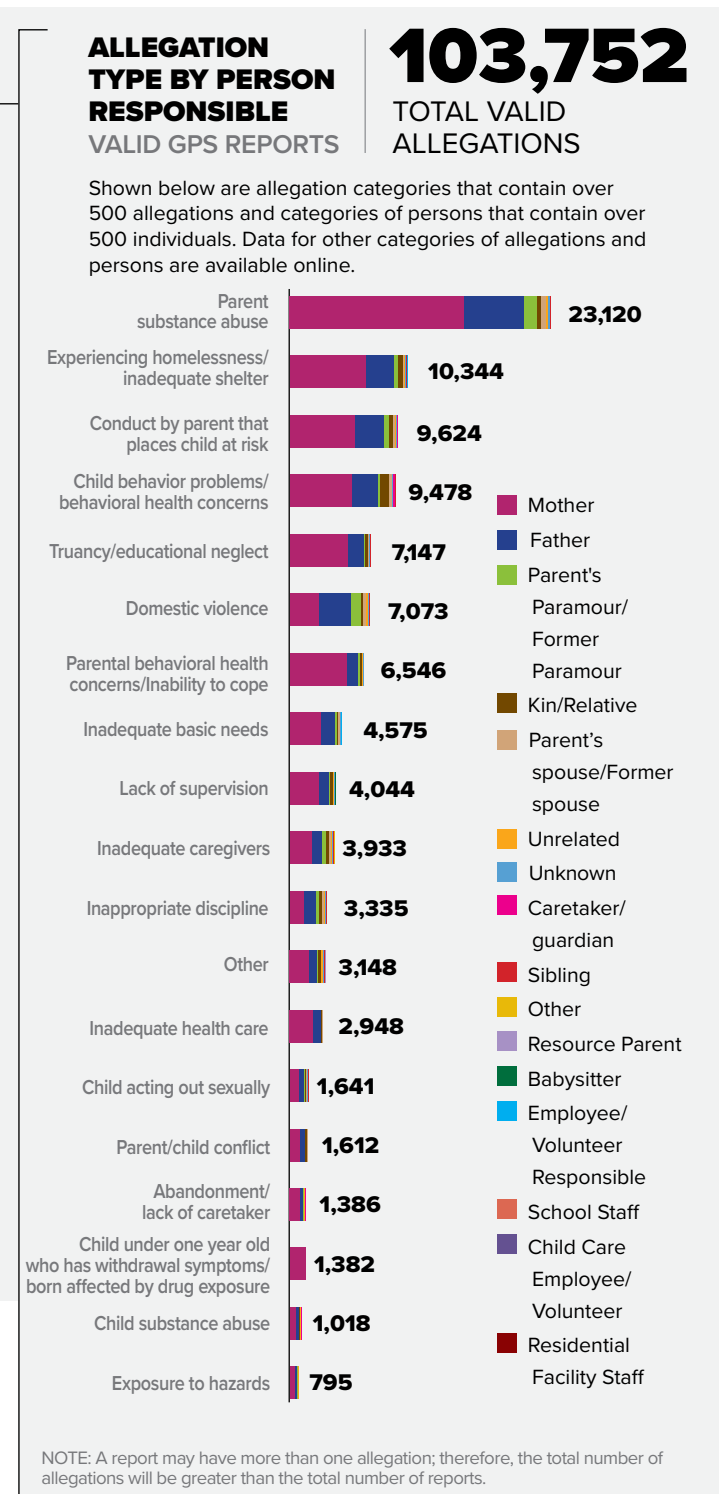
CONTINUED FROM PAGE 26

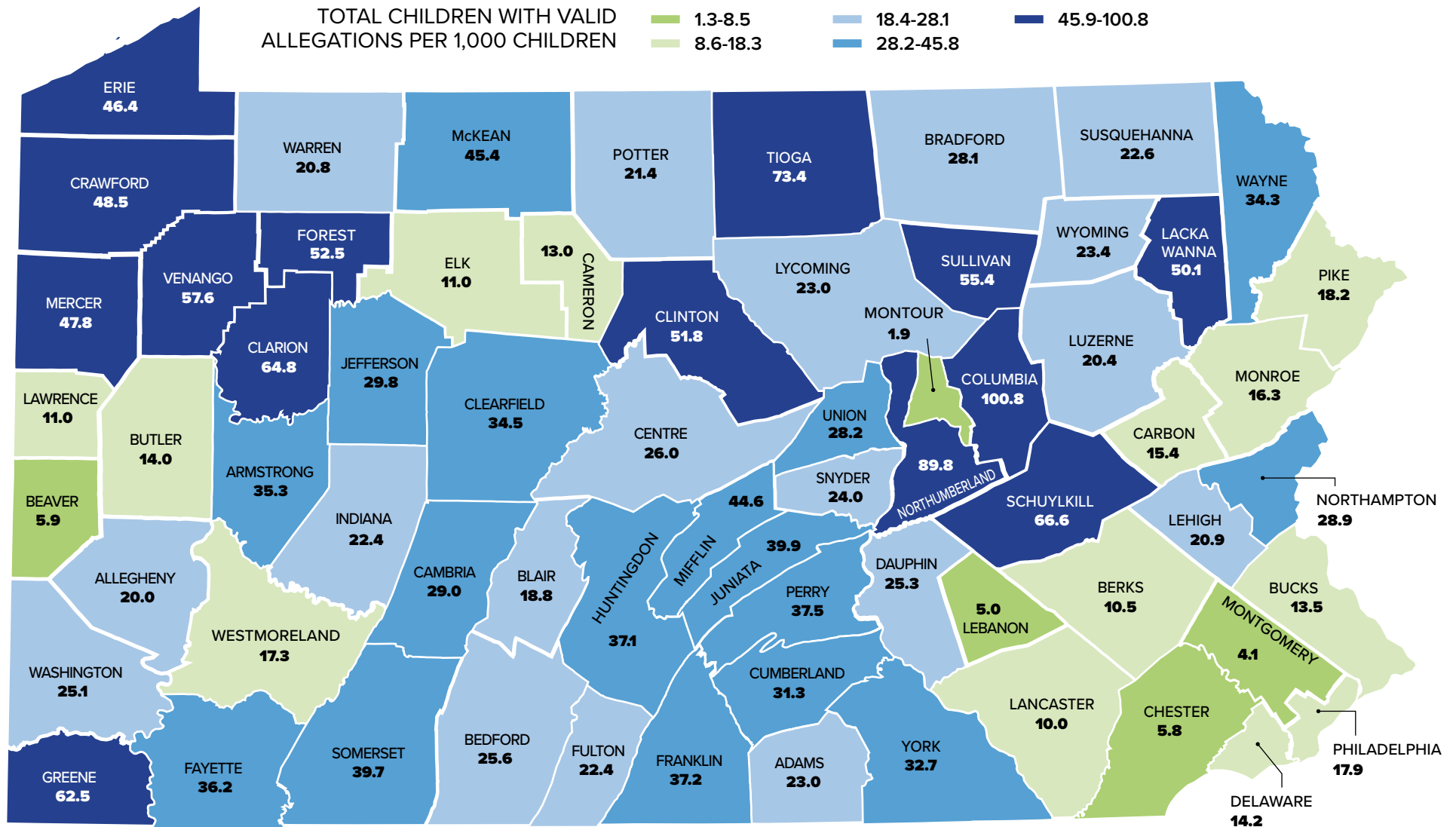
- **Referral to Other Community Services** – A child/family will benefit from other services in the community, which can best address the child/family's needs;
- **Referral Did Not Allege Abuse or Neglect Concerns** – The referral did not allege concerns that warrant the CCYA performing an assessment and there are no child safety concerns;
- **Courtesy Visit** – Another state or agency has requested an assessment; however, the child/family is not in need of service;
- **Law Enforcement Only** – A referral was made to law enforcement officials because the alleged perpetrator is not a perpetrator under the CPSL and there are no child safety concerns;
- **Insufficient Information/Unable to Assess** – The child/family is unable to be identified/located;
- **No Face-to-Face Contact/No Further Action Needed** – The CCYA contacted the child/family or other professionals via phone and no further action is required;
- **Face-to-Face Contact/No Further Action Needed** – The CCYA made one face-to-face contact with child/family and no further action is required; or
- **Other Reason** – A reason that does not fall in the above categories, which requires the agency to record the specific reason.

GPS reports maintained in the statewide database at ChildLine must be expunged within certain timeframes based on the outcome and whether the family was accepted for services. Invalid GPS reports must be expunged one year and 120 days after the date the report was received by DHS. Valid GPS reports not accepted for services must be expunged 10 years and 120 days following the date the report was received by DHS or until the youngest child identified in the most recent report reaches 23 years of age, whichever occurs first. Valid GPS reports accepted for services



must be expunged 10 years and 120 days after the closure of services by the CCYA, or until the youngest child identified in the most recent report reaches 23 years of age, whichever occurs first.





# VALID GENERAL PROTECTIVE SERVICE REPORTS BY COUNTY

This map uses the number of children with valid allegations for every 1,000 children in each county. This approach takes into account different population sizes and allows for counties to be examined in comparable terms. There was a wide range in the number of children with valid allegations, with Columbia (100.8) and Northumberland counties (89.8) having the highest rates and Montour (1.9) and Montgomery (4.1) with the lowest rates. The average for rural counties was almost double the average for urban counties: the rural rate was 34.3 and the urban rate was 17.8.

NOTE: Urban and rural county classifications are from the Center for Rural Pennsylvania ([www.rural.palegislature.us/demographics\\_rural\\_urban\\_counties.html](http://www.rural.palegislature.us/demographics_rural_urban_counties.html)) and are based on population density.

# CHILDLINE

## THE DEPARTMENT OF HUMAN SERVICES'

### CHILDLINE AND ABUSE REGISTRY

is the central clearinghouse for all reports of suspected child abuse and general protective services reports. The toll-free hotline, 1-800-932-0313, is available 24 hours a day, seven days a week to receive reports of suspected child abuse by phone and electronic submission. ChildLine staff ensure that reports are transmitted to county children and youth agencies, law enforcement officials, or the appropriate OCYF regional office for investigation or assessment. If the report is made directly to the county, the county is required to transmit those reports to ChildLine. Additionally, county children and youth agencies and OCYF regional offices submit the outcome of child abuse investigations and general protective services assessments to ChildLine. Substantiated reports of child abuse and valid general protective services reports are recorded in the statewide database.

As of December 31, 2018, there were a total of 151,595 substantiated reports in the statewide database<sup>1</sup>, an increase of three percent from 2017. ChildLine answered approximately 176,993 calls, an increase of 10 percent from 2017. Calls involved suspected child abuse, reports of general protective services, referral to local services, complaints

for licensing agency review and investigation, and referrals to law enforcement officials.

- Of the 44,063 reports for suspected abuse, 68 percent were made by phone, 11 percent were received by county agencies and electronic transmission, and 21 percent were received directly through the online reporting system.
- In 2018, ChildLine received 19,681 law enforcement officials reports. These reports are for incidents that involve a criminal act against a child where the individual who allegedly committed the act does not meet the definition of perpetrator in accordance with the CPSL. Law enforcement referrals are provided by ChildLine to the county district attorney's office where the incident occurred.
- Copies of 875 founded or indicated reports on 563 perpetrators were provided to the Sexual Offenders Assessment Board as required by Pennsylvania's Megan's Law; this was an 11 percent decrease from 2017. These reports were provided to aid the courts in determining whether the perpetrator should be classified as a sexually violent predator.
- In 2018, 6,191 children were moved from the setting where the alleged or actual abuse occurred. This represents a decrease of eight percent from the 2017 number, 6,710.
- 13,040 records checks were performed and provided to CCYAs or law enforcement officials to verify that other people participating in safety plans or caring for a child have no record of child abuse that would place the child at risk.

**DEFINITION: Protective services alert** — A request from another state to determine if a family received child welfare services in Pennsylvania.

<sup>1</sup> NOTE: This figure reflects the total number of substantiated reports since the database was established in 1975.

## CHILDLINE 2018 TOTAL CALLS

# 190,470

TOTAL CALLS RECEIVED

■ **176,993** (92.9%)

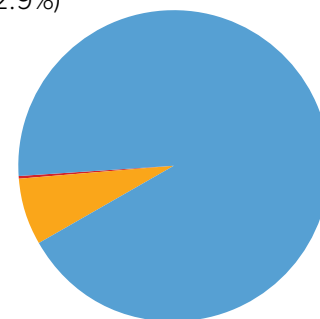
CALLS ANSWERED

■ **13,382** (7.0%)

CALLS ABANDONED

■ **95** (<0.1%)

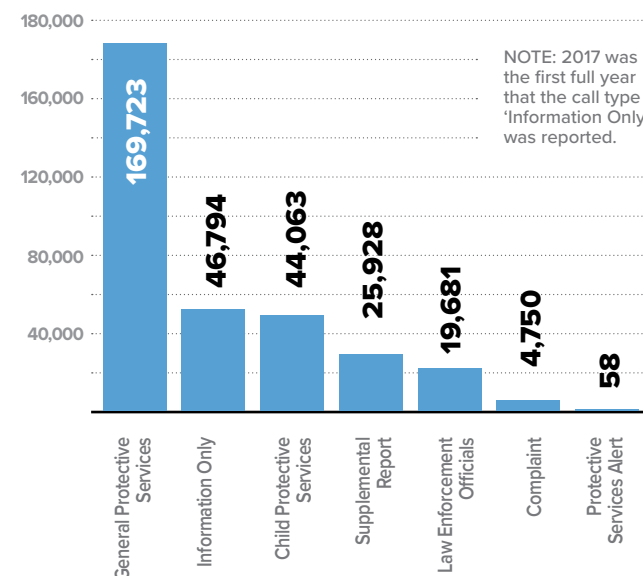
CALLS DEFLECTED



NOTES: The total number of reports will not match the calls answered because reports can be submitted from county children and youth agencies, electronically and by calling the hotline. A report may have more than one report type for each report; therefore, the total number of report types will be greater than the total number of reports.

## BREAKDOWN

### CALLS RECEIVED BY TYPE



NOTE: 2017 was the first full year that the call type 'Information Only' was reported.

# FUNDING AND EXPENDITURES FOR CHILD WELFARE SERVICES

## \$1.838 billion

TOTAL FUNDING FOR CHILD WELFARE SERVICES

**\$1.081B**

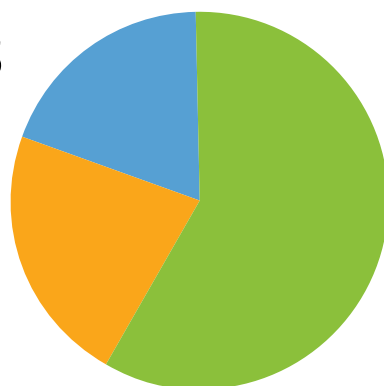
STATE FUNDS

**\$409M**

COUNTY FUNDS

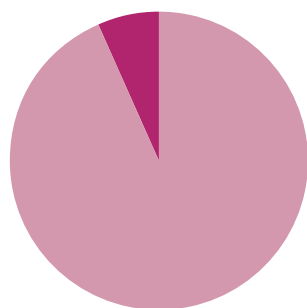
**\$348M**

FEDERAL FUNDS



## \$301.397 million

TOTAL SPENT BY THE STATE AND COUNTY AGENCIES TO INVESTIGATE CHILD ABUSE REPORTS AND ASSESS GENERAL PROTECTIVE SERVICES REPORTS



**\$283.108M**

COUNTY PERSONNEL COSTS

**\$18.289M**

STATE PERSONNEL COSTS

**\$13.667M**

OCYF headquarters staff and ChildLine staff that performed child abuse work

**\$4.622M**

Personnel costs for OCYF regional staff who performed child abuse investigations

**PENNSYLVANIA'S CHILD WELFARE SYSTEM** is responsible for a wide range of services to abused and neglected children, and dependent and delinquent children. Funding provided by the state and county agencies for all services in State Fiscal Year (SFY) 2017-18 was \$1.490 billion; \$1.081 billion state funds and \$409 million county funds. While an additional \$348 million in federal funds were spent, none of those funds were used for investigations and assessments.

\$301.397 million was spent by state and county agencies to investigate reports of suspected child abuse and assess general protective services reports and related activities. Of the \$301.397 million, \$283.108 million was spent by counties. The state government spent the remaining \$18.289 million to fund personnel costs (salaries, benefits, and operating costs) for the percentage of time OCYF headquarters staff and ChildLine staff performed child abuse and general protective services related work (\$13.667 million), and personnel costs for OCYF's regional staff who performed child abuse investigations (\$4.622 million).

Personnel costs for OCYF headquarters staff were \$1.821 million. ChildLine personnel costs were \$11.846 million. ChildLine staff manage the state's 24-hour hotline to receive reports of suspected child abuse and general well-being concerns, and process child abuse clearances and FBI background checks for persons seeking employment or volunteer work involving responsibility for children's welfare or having direct contact with children in Pennsylvania.

To obtain the total expenditures for county agencies to conduct alleged child abuse investigations, refer to the individual county pages in this report. These numbers do not reflect total expenditures for all services provided by the county agencies.

NOTE: Two counties have not reported their total expenditures for SFY 2017-18; Therefore the total county expenditures is underreported. Expenditures for these counties are included through March 31, 2018. Data extracted 4/4/2019.



## SAFE HAVEN OF PENNSYLVANIA

**1.866.921.SAFE (7233) | [www.secretssafe.org](http://www.secretssafe.org)**

**THE DEATH OF BABY MARY**, a newborn infant who was murdered by her mother and left in a dumpster in 2001, prompted the enactment of Pennsylvania's Newborn Protection Act and the Safe Haven Program. Safe Haven's purpose is to protect newborns who might otherwise be abandoned or harmed. The Newborn Protection Act allows a parent to relinquish a newborn up to 28 days old to any hospital, with a police officer at a police station, or with emergency services providers on the grounds of an entity employing the emergency services providers (such as emergency medical responder, technician, or paramedic). As not all police stations and emergency services providers are staffed 24/7, parents should only relinquish newborns at those locations when staff are present. The parent is not criminally liable if the newborn has not been a victim of suspected child abuse or another crime. A newborn who is relinquished through Safe Haven is placed into foster care in a pre-adoptive home through the CCYA.

The CCYA is required to do the following when a newborn is relinquished through Safe Haven:

- Make diligent efforts within 24 hours to identify the newborn's parent, guardian, custodian, or other family members and to notify them of the whereabouts of the newborn and the reasons that the newborn was taken into protective custody; and
- Assume responsibility for making decisions regarding the newborn's medical care, unless otherwise provided by court order.

In addition, CCYAs are required to provide outreach and counseling services to prevent newborn abandonment. CCYAs and DHS conduct continuing publicity and education programs aimed at the prevention of newborn abandonment.

To ensure that accurate information about Safe Haven is available, DHS maintains a statewide, toll-free helpline, 1-866-921-SAFE (7233), and the Safe Haven website, [www.secretssafe.org](http://www.secretssafe.org). Additional information regarding the Safe Haven program and educational materials can be found on the website. The statewide helpline provides information about Safe Haven and also allows callers to speak directly with someone to find the location of the nearest hospital, police station or emergency services provider. In 2018, the helpline received 53 calls, with an average of 4.5 calls a month. DHS also launched an online public awareness campaign through social media outlets during the months of April, May and June 2018.

In 2018, two newborns were relinquished; one in Luzerne County (Northeast region) and one in Allegheny County (Western region). Since the law was enacted in 2002, a total of 38 newborns have been received as Safe Haven infants by Pennsylvania hospitals and police stations. These infants have come from 26 counties, with most relinquishments occurring in the Western region of the state (17 infants). The Central region had the second highest number of infants relinquished at 12, followed by five in the Southeast region and four in the Northeast region.

Relinquishments reported for previous years may contain partial data; therefore, the counts from previous years will not match the current total.

# FEDERAL CHILD ABUSE PREVENTION AND TREATMENT ACT

## SUBSTANCE-EXPOSED INFANTS

**SINCE 2003, THE CHILD ABUSE PREVENTION AND TREATMENT ACT (CAPTA)** has included requirements to ensure appropriate notification is given to child protective services agencies to address the needs of substance-exposed infants. On July 22, 2016, the Comprehensive Addiction and Recovery Act (CARA) amended CAPTA to expand the requirement of the development of a plan of safe care for infants born and identified as affected by substance use, withdrawal symptoms resulting from prenatal substance exposure or a Fetal Alcohol Spectrum Disorder. To ensure the safety and well-being of these infants following their release from the care of health care providers, CARA removed the term “illegal” in reference to parental substance use and included addressing the health and substance use disorder treatment needs of the affected family or caregiver into the plan of safe care. CARA also added requirements relating to data collection and monitoring for this population.

The opioid epidemic does not discriminate — it affects Pennsylvanians from all walks of life. On January 10, 2018, Pennsylvania took a step forward in the fight against the heroin and opioid epidemic by implementing a statewide disaster declaration that identified the heroin and opioid epidemic as a public health emergency. The opioid disaster declaration was originally established for 90 days and is periodically reviewed. It has since been renewed four times in 2018. Pennsylvania has also established Centers of Excellence, which serve as central, efficient hubs to assist people with substance use disorders who are covered by medicaid, ensuring individuals receive behavioral and physical health

care, including any evidence-based medication-assisted treatment needed. On June 28, 2018, Governor Tom Wolf signed Act 54 of 2018 updating Pennsylvania law, consistent with CAPTA, to require health care providers, including those involved in the delivery or care of an affected infant or encountering an infant up to age one outside a hospital setting, notify PA DHS so that a plan of safe care can be developed. State law stipulates that this notification by health care providers “shall not constitute a child abuse report”.

Pennsylvania is committed to the development of a single policy agenda across the disciplines of child welfare, health, and drug and alcohol treatment regarding substance-exposed infants and their families. This coordinated response is supported by the aforementioned system partners and addresses primary prevention, substance use screening and referral to treatment, coordination of care for the infant and family, development of protocols for plans of safe care, and tracking of referral outcomes. In 2016, the state first convened a cross-systems stakeholder workgroup (the Multidisciplinary Workgroup on Infants with Substance Exposure) to gather expert input to identify how infants and families affected by substance use could best be served, ensuring there is community-based family-centered care to increase access; that follow-up is provided for the mother, infant, and family and that plans of safe care are individualized and treatment focused. DHS, the Department of Health and the Department of Drug and Alcohol Programs jointly issued the Pennsylvania Plan of Safe Care Guidance in March 2019 to provide practice considerations related to the identification of infants and caregivers affected by substance use and substance use disorders, and parameters related to the development of plans of safe care including plan elements and monitoring. To assist County Children and Youth Agencies considering the potential practice and fiscal impacts of the changes following Act 54 of 2018, the three aforementioned departments have partnered with the Governor’s Institute to host five regional, in-person, two-day work sessions for county level executive planning teams. The Governor’s Institute work sessions are designed to engage and support local county planning teams as they develop, implement and monitor policies and procedures regarding the development and implementation of plans of safe care. Pennsylvania has also worked with the Administration for Children and Families (ACF) to develop a Program Improvement Plan to ensure that all legislative changes and policy guidance are consistent with the federal requirements.



## COUNTIES BY THE NUMBERS

The child welfare system in Pennsylvania is state-supervised and county-administered with both agencies having vital roles in the protection of children. DHS is responsible for assuring the availability and provision of public child welfare services, providing oversight and technical assistance to each county agency, and establishing and enforcing policies and regulations that support the achievement of child welfare goals and outcomes. Additionally, DHS is responsible for the licensure of public and private child welfare agencies and the investigation of complaints received regarding these agencies.

Each county's children and youth agency is responsible for administering a program of children and youth services to children and their families. The county children and youth program includes services designed to:

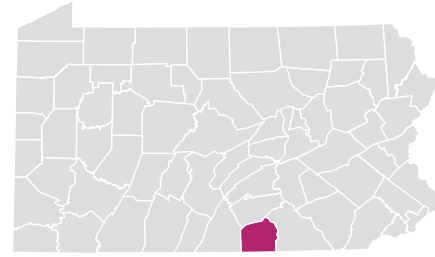
- Protect children from abuse and neglect and enable children to remain safely in their own homes and communities;
- Prevent dependency and delinquency of children and help them overcome problems that result in dependency and delinquency;
- Provide permanency and stability for children in their homes or in placement and preserve relationships and connections for children with their families and communities;
- Enhance the family's capacity to provide for their children's educational, physical, and behavioral health needs;
- Provide balanced attention to the protection of the community, the imposition of accountability for offenses, and the development of competencies to enable youth to become responsible and productive members of the community.

The following pages provide a snapshot of child abuse and neglect, and expenditures for investigations and assessments by county.

NOTE: Child fatality and near fatality data provided within the county pages was extracted on 4/18/2019.

# ADAMS COUNTY

**RURAL** // POPULATION • 101,589 / POPULATION UNDER 18 • 20,918



## 2018 REPORTS OF CHILD ABUSE

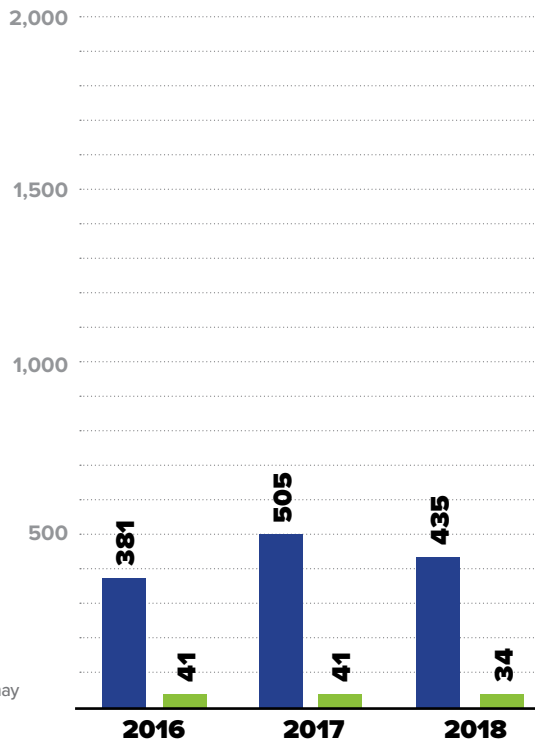
**435**

■ TOTAL REPORTS

**34**

■ SUBSTANTIATED REPORTS

NOTE: CPS and GPS data reported were investigated and substantiated by the county children and youth agency and may vary from statewide data which include both county and regional investigations.



**SUBSTANTIATED REPORTS BY GENDER OF VICTIM**



**FEMALE**

**17**

**50.0%**

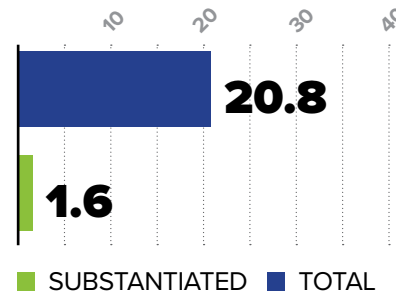


**MALE**

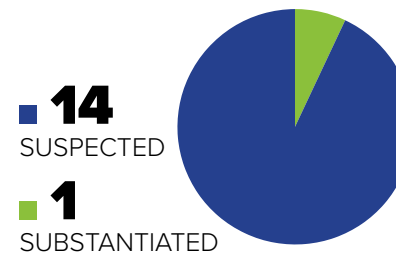
**17**

**50.0%**

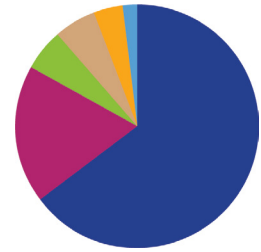
## CHILD ABUSE REPORTS PER 1,000 CHILDREN



## CASES OF REPEAT ABUSE SUBSTANTIATED REPORTS



## TYPES OF ALLEGATIONS SUBSTANTIATED REPORTS



**54** TOTAL ALLEGATIONS

- **35** (64.8%) Sexual abuse
- **10** (18.5%) Physical abuse/bodily injury
- **3** (5.6%) Serious physical neglect
- **3** (5.6%) Engaging in per se acts
- **2** (3.7%) Reasonable likelihood of bodily injury
- **1** (1.9%) Likelihood of sexual abuse/exploitation
- **0** (0.0%) Serious mental injury
- **0** (0.0%) Severe form of trafficking in persons or sex trafficking
- **0** (0.0%) Munchausen Syndrome by proxy/medical abuse

NOTES: A report may have more than one allegation for each report; therefore, the total number of allegations will be greater than the total number of reports.

**\$2,529,171**

**EXPENDITURES** CHILD ABUSE INVESTIGATIONS AND GENERAL PROTECTIVE SERVICES ASSESSMENTS



NOTE: Expenditures include only state funding.

## 2018 FATALITIES

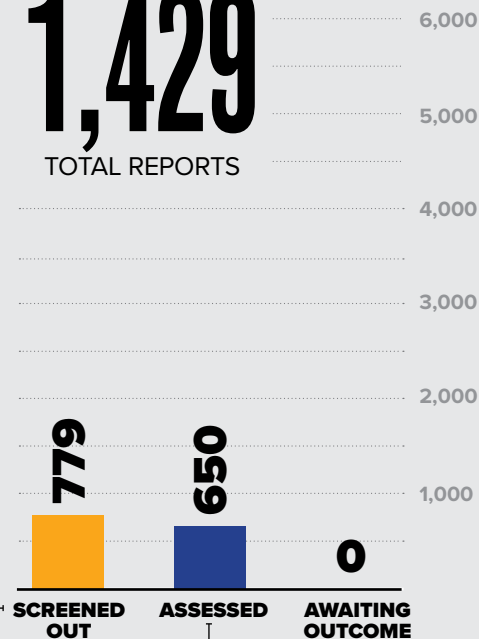
**0/47** ▶

## 2018 NEAR FATALITIES

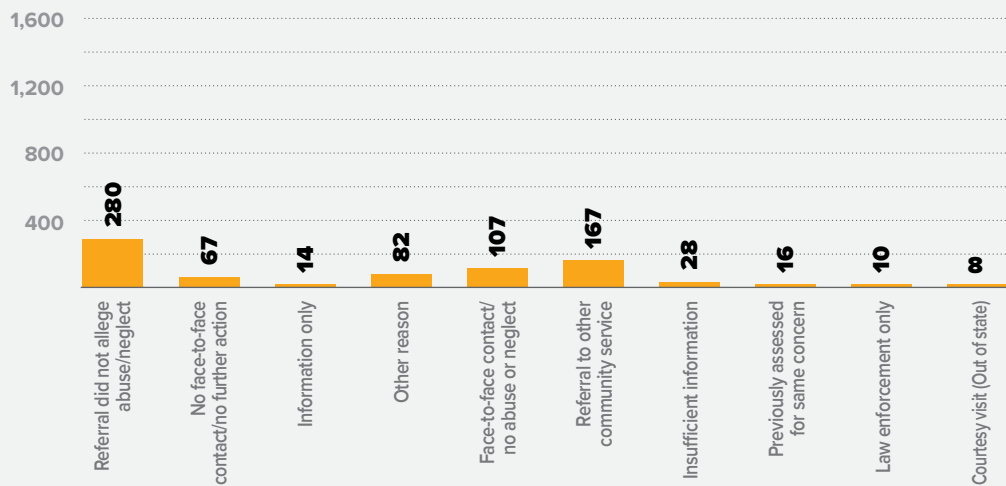
**0/89** ▶

## 2018 REPORTS OF GENERAL PROTECTIVE SERVICES

**1,429**  
TOTAL REPORTS

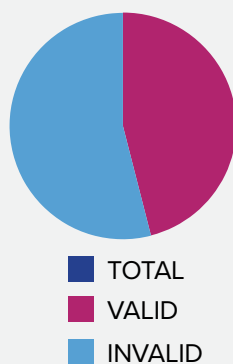


### BREAKDOWN REPORTS SCREENED OUT BY REASON



### BREAKDOWN VALID ASSESSED REPORTS

**302**



### NUMBER OF CHILDREN ASSESSED

**1,064**  
TOTAL

**482**  
VALID

CHILDREN  
ASSESSED  
PER 1,000  
CHILDREN

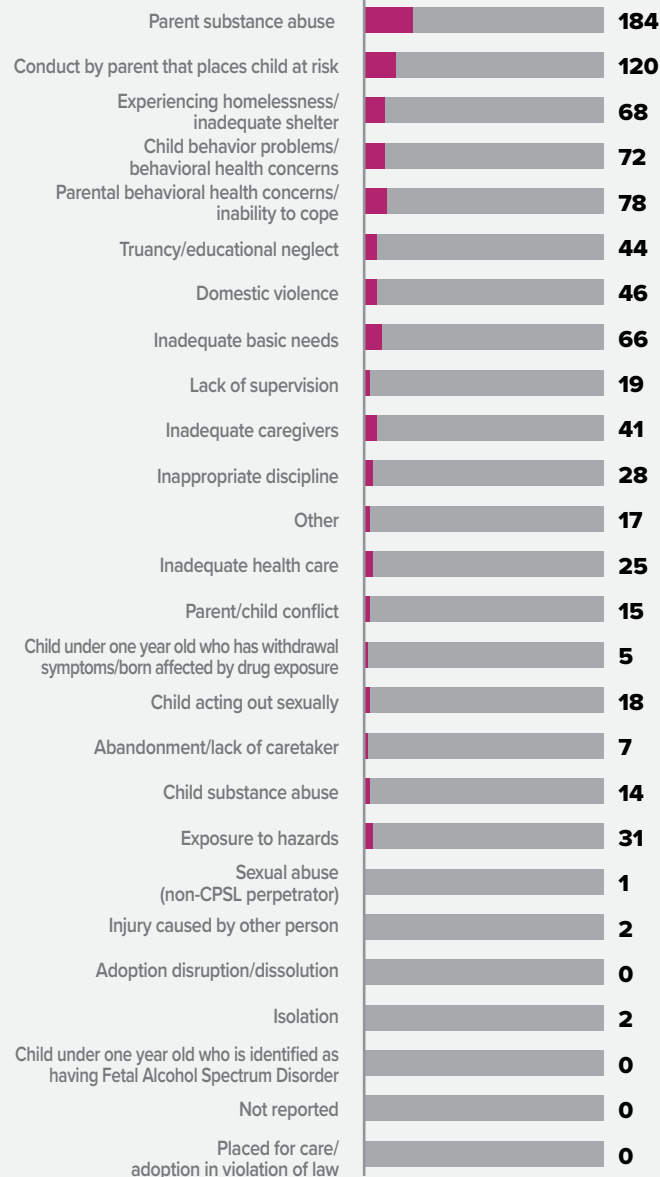
**50.9**  
TOTAL

**23.0**  
VALID

### VALID GPS ALLEGATIONS BY TYPE

**903**

TOTAL ALLEGATIONS



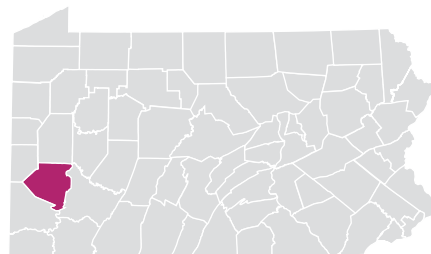
**ADAMS COUNTY**

NOTES: A report may have more than one allegation for each report; therefore, the total number of allegations will be greater than the total number of reports. In some reports, more than one child was assessed with valid allegations; therefore, the number of children assessed exceeds the number of valid assessed reports.



# ALLEGHENY COUNTY

**URBAN** // POPULATION • 1,229,605 / POPULATION UNDER 18 • 233,319


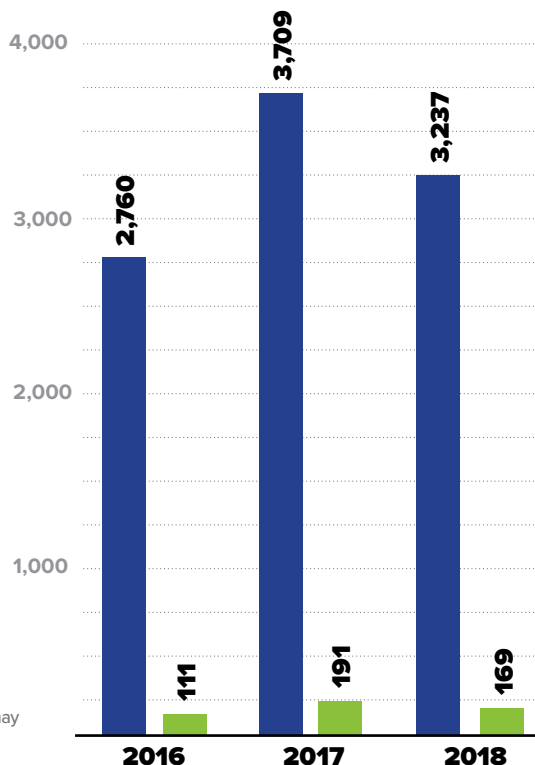


## 2018 REPORTS OF CHILD ABUSE

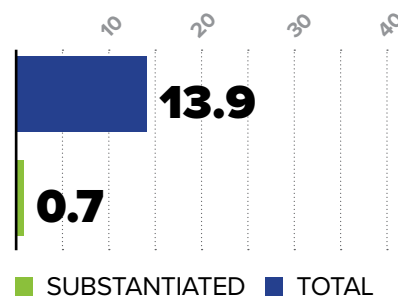
**3,237**  
TOTAL REPORTS

**169**  
SUBSTANTIATED REPORTS

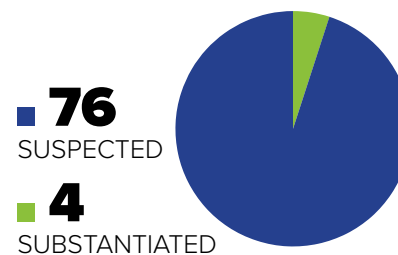
NOTE: CPS and GPS data reported were investigated and substantiated by the county children and youth agency and may vary from statewide data which include both county and regional investigations.



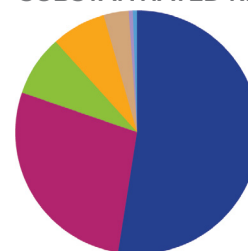
## CHILD ABUSE REPORTS PER 1,000 CHILDREN



## CASES OF REPEAT ABUSE SUBSTANTIATED REPORTS



## TYPES OF ALLEGATIONS SUBSTANTIATED REPORTS



**319** TOTAL ALLEGATIONS

- 168** (52.7%) Sexual abuse
- 88** (27.6%) Physical abuse/bodily injury
- 26** (8.2%) Serious physical neglect
- 23** (7.2%) Reasonable likelihood of bodily injury
- 11** (3.4%) Engaging in per se acts
- 2** (0.6%) Severe form of trafficking in persons or sex trafficking
- 1** (0.3%) Likelihood of sexual abuse/exploitation
- 0** (0.0%) Serious mental injury
- 0** (0.0%) Munchausen Syndrome by proxy/medical abuse

NOTES: A report may have more than one allegation for each report; therefore, the total number of allegations will be greater than the total number of reports.

**\$50,332,072**

**EXPENDITURES** CHILD ABUSE INVESTIGATIONS AND GENERAL PROTECTIVE SERVICES ASSESSMENTS



NOTE: Expenditures include only state funding.

## 2018 FATALITIES

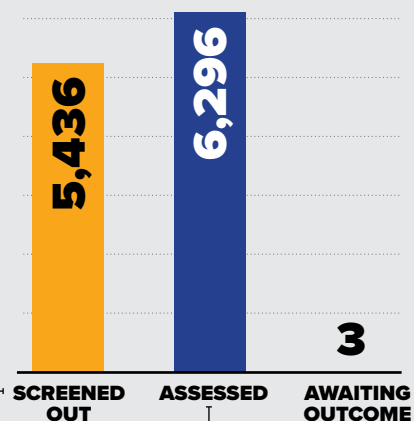
**1/47** ▶ 1 ♂ 0 ♀

## 2018 NEAR FATALITIES

**14/89** ▶ 8 ♂ 6 ♀

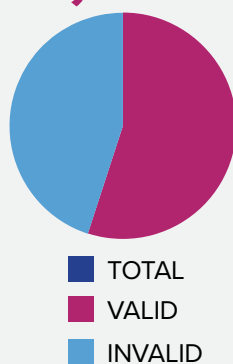
## 2018 REPORTS OF GENERAL PROTECTIVE SERVICES

**11,735**  
TOTAL REPORTS



### BREAKDOWN VALID ASSESSED REPORTS

**3,484**



### NUMBER OF CHILDREN ASSESSED

**9,135**  
TOTAL

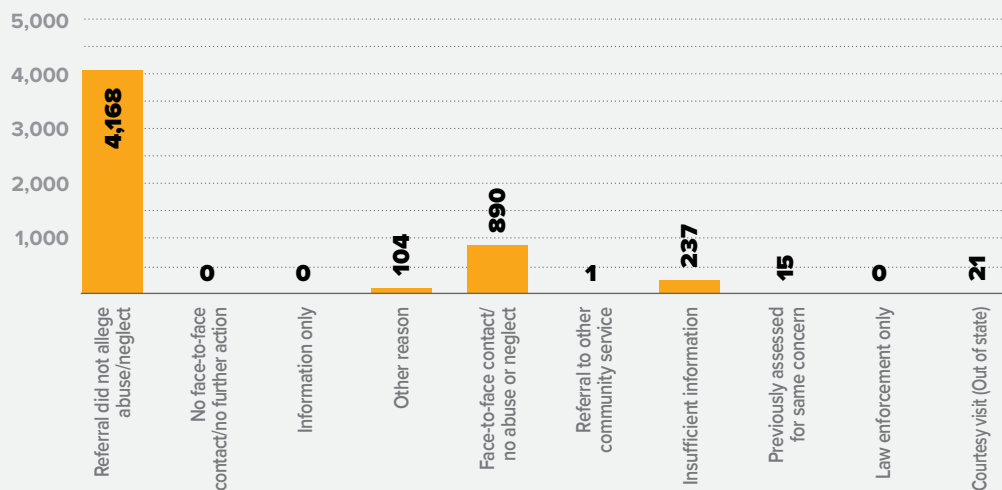
**4,675**  
VALID

CHILDREN  
ASSESSED  
PER 1,000  
CHILDREN

**39.2**  
TOTAL

**20.0**  
VALID

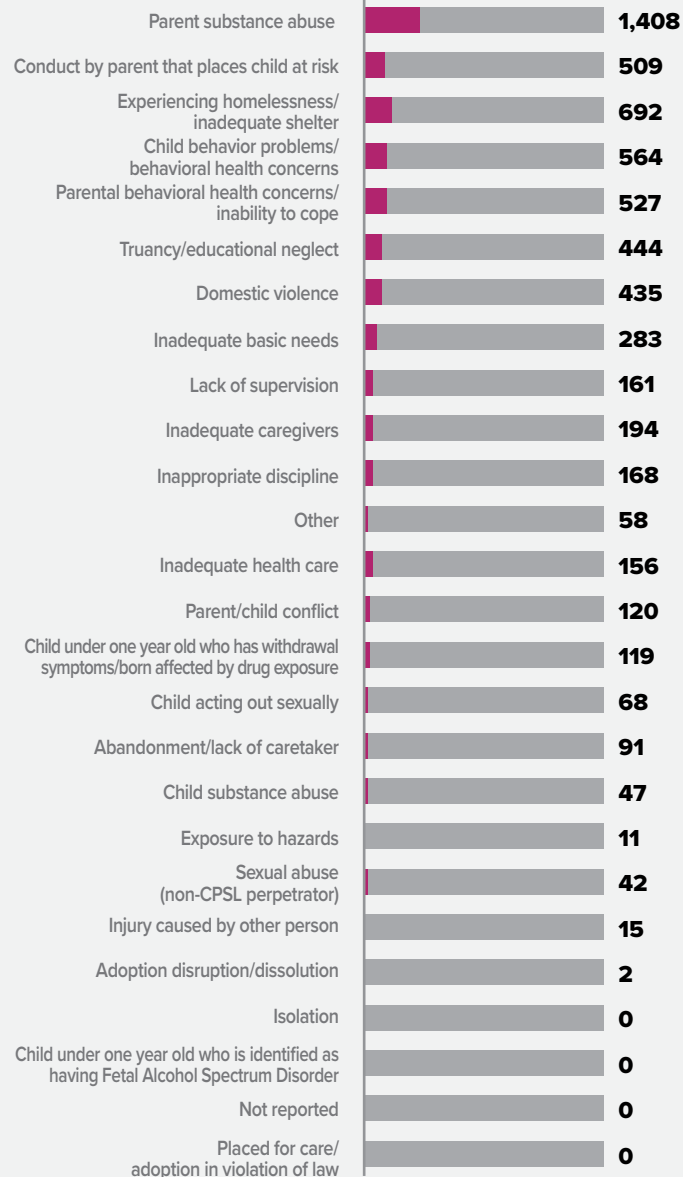
### BREAKDOWN REPORTS SCREENED OUT BY REASON



### VALID GPS ALLEGATIONS BY TYPE

**6,114**

TOTAL ALLEGATIONS



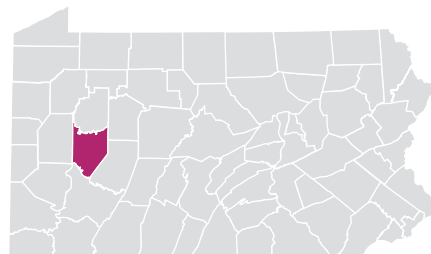
**ALLEGHENY COUNTY**

NOTES: A report may have more than one allegation for each report; therefore, the total number of allegations will be greater than the total number of reports. In some reports, more than one child was assessed with valid allegations; therefore, the number of children assessed exceeds the number of valid assessed reports.



# ARMSTRONG COUNTY

**RURAL** // POPULATION • 66,737 / POPULATION UNDER 18 • 13,018



## 2018 REPORTS OF CHILD ABUSE

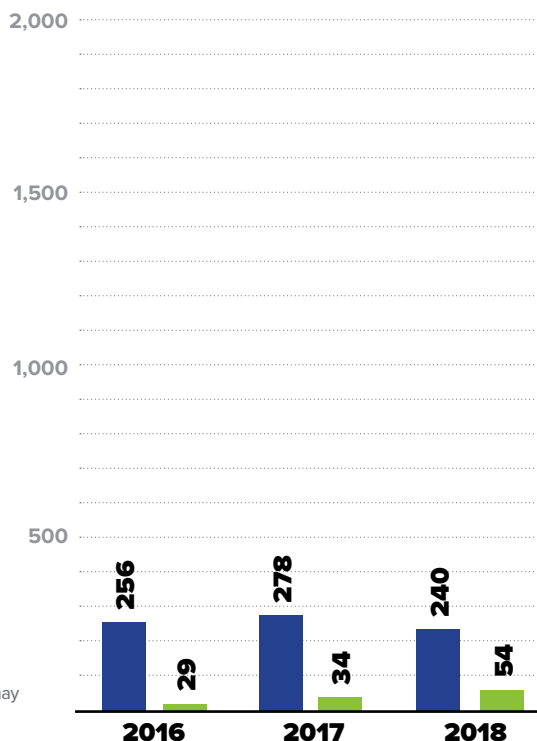
**240**

■ TOTAL REPORTS

**54**

■ SUBSTANTIATED REPORTS

NOTE: CPS and GPS data reported were investigated and substantiated by the county children and youth agency and may vary from statewide data which include both county and regional investigations.



**SUBSTANTIATED REPORTS BY GENDER OF VICTIM**

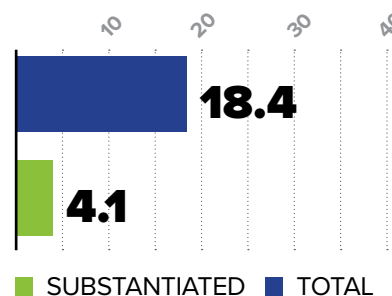


**FEMALE**  
**30**  
**55.6%**

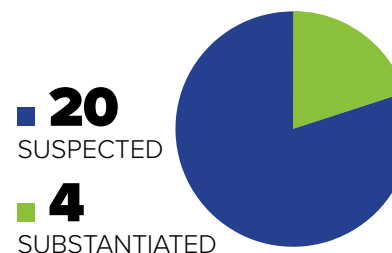


**MALE**  
**24**  
**44.4%**

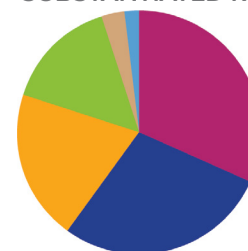
## CHILD ABUSE REPORTS PER 1,000 CHILDREN



## CASES OF REPEAT ABUSE SUBSTANTIATED REPORTS



## TYPES OF ALLEGATIONS SUBSTANTIATED REPORTS




**60** TOTAL ALLEGATIONS

- **19** (31.7%) Physical abuse/bodily injury
- **17** (28.3%) Sexual abuse
- **12** (20.0%) Reasonable likelihood of bodily injury
- **9** (15.0%) Serious physical neglect
- **2** (3.3%) Engaging in per se acts
- **1** (1.7%) Likelihood of sexual abuse/exploitation
- **0** (0.0%) Serious mental injury
- **0** (0.0%) Severe form of trafficking in persons or sex trafficking
- **0** (0.0%) Munchausen Syndrome by proxy/medical abuse

NOTES: A report may have more than one allegation for each report; therefore, the total number of allegations will be greater than the total number of reports.

**\$1,235,922**

**EXPENDITURES** CHILD ABUSE INVESTIGATIONS AND GENERAL PROTECTIVE SERVICES ASSESSMENTS



NOTE: Expenditures include only state funding.

## 2018 FATALITIES

**0/47** ▶

## 2018 NEAR FATALITIES

**1/89** ▶

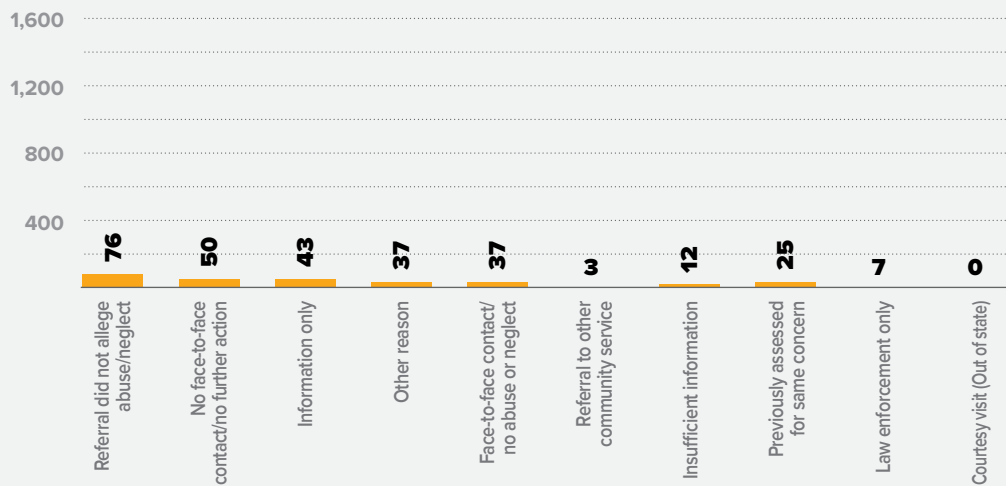
## 2018 REPORTS OF GENERAL PROTECTIVE SERVICES

# 917

TOTAL REPORTS

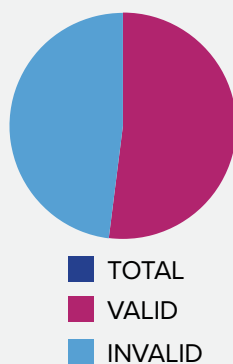


### BREAKDOWN REPORTS SCREENED OUT BY REASON



### BREAKDOWN VALID ASSESSED REPORTS

## 324



### NUMBER OF CHILDREN ASSESSED

## 939 TOTAL

## 459 VALID

CHILDREN  
ASSESSED  
PER 1,000  
CHILDREN

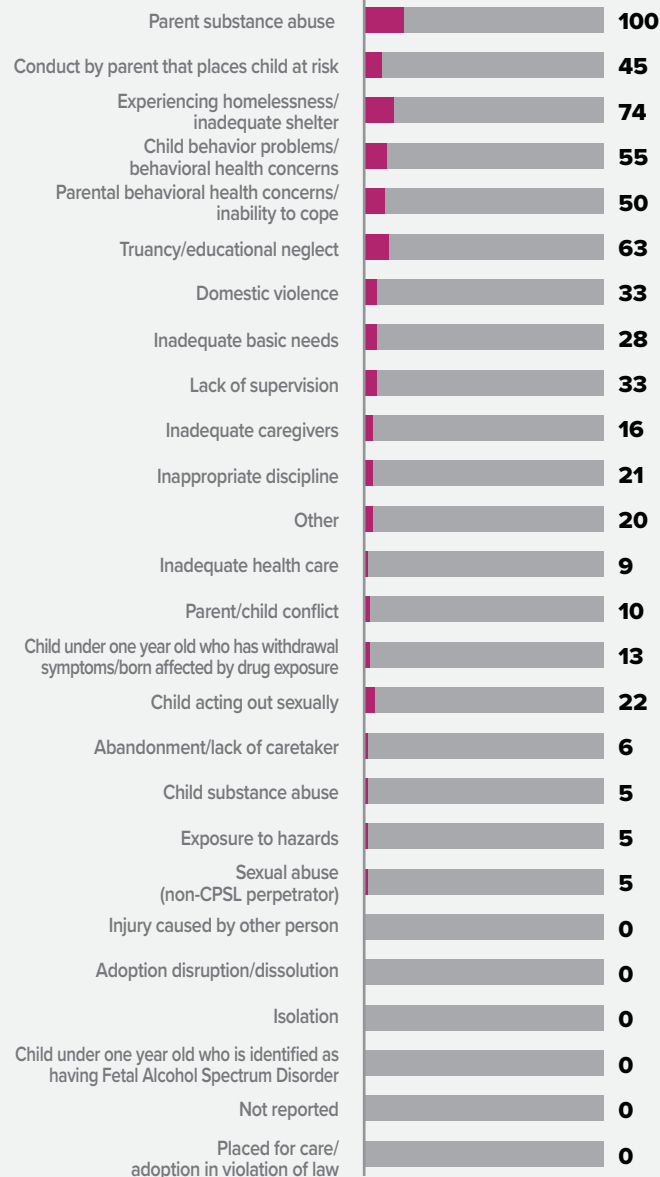
## 72.1 TOTAL

## 35.3 VALID

### VALID GPS ALLEGATIONS BY TYPE

# 613

TOTAL ALLEGATIONS



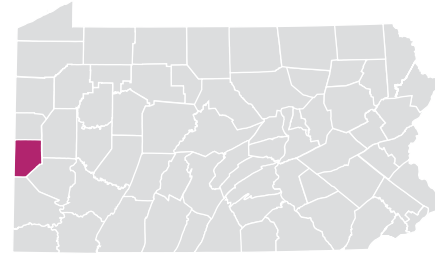
ARMSTRONG COUNTY

NOTES: A report may have more than one allegation for each report; therefore, the total number of allegations will be greater than the total number of reports. In some reports, more than one child was assessed with valid allegations; therefore, the number of children assessed exceeds the number of valid assessed reports.



# BEAVER COUNTY

**URBAN** // POPULATION • 168,161 / POPULATION UNDER 18 • 33,064



## 2018 REPORTS OF CHILD ABUSE

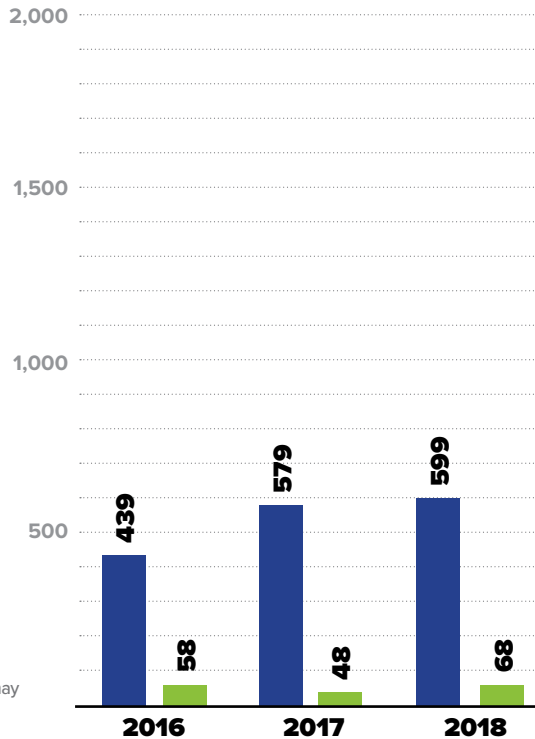
**599**

■ TOTAL REPORTS

**68**

■ SUBSTANTIATED REPORTS

NOTE: CPS and GPS data reported were investigated and substantiated by the county children and youth agency and may vary from statewide data which include both county and regional investigations.



### SUBSTANTIATED REPORTS BY GENDER OF VICTIM

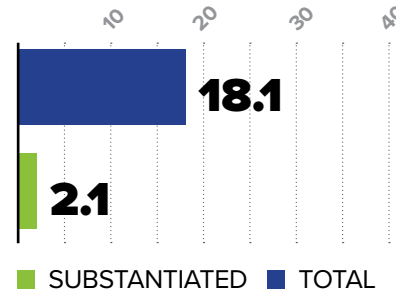


**FEMALE**  
**47**  
69.1%

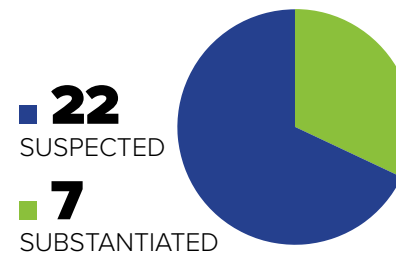


**MALE**  
**21**  
30.9%

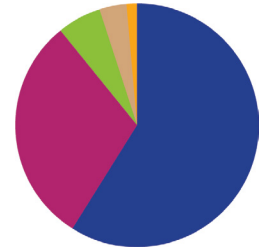
### CHILD ABUSE REPORTS PER 1,000 CHILDREN



### CASES OF REPEAT ABUSE SUBSTANTIATED REPORTS



### TYPES OF ALLEGATIONS SUBSTANTIATED REPORTS



**83** TOTAL ALLEGATIONS

- **49** (59.0%) Sexual abuse
- **25** (30.1%) Physical abuse/bodily injury
- **5** (6.0%) Serious physical neglect
- **3** (3.6%) Engaging in per se acts
- **1** (1.2%) Reasonable likelihood of bodily injury
- **0** (0.0%) Likelihood of sexual abuse/exploitation
- **0** (0.0%) Serious mental injury
- **0** (0.0%) Severe form of trafficking in persons or sex trafficking
- **0** (0.0%) Munchausen Syndrome by proxy/medical abuse

NOTES: A report may have more than one allegation for each report; therefore, the total number of allegations will be greater than the total number of reports.

**\$6,703,027**

**EXPENDITURES** CHILD ABUSE INVESTIGATIONS AND GENERAL PROTECTIVE SERVICES ASSESSMENTS



NOTE: Expenditures include only state funding.

### 2018 FATALITIES

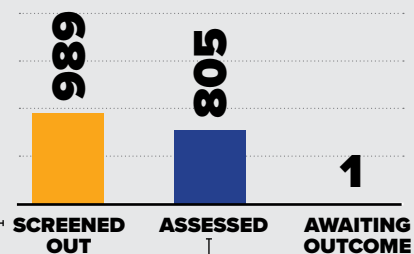
**0/47** ▶

### 2018 NEAR FATALITIES

**1/89** ▶

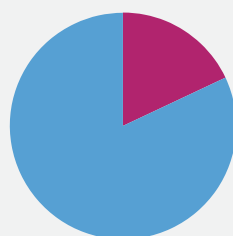
## 2018 REPORTS OF GENERAL PROTECTIVE SERVICES

**1,795**  
TOTAL REPORTS



### BREAKDOWN VALID ASSESSED REPORTS

**143**



■ TOTAL  
■ VALID  
■ INVALID

### NUMBER OF CHILDREN ASSESSED

**1,027**  
TOTAL

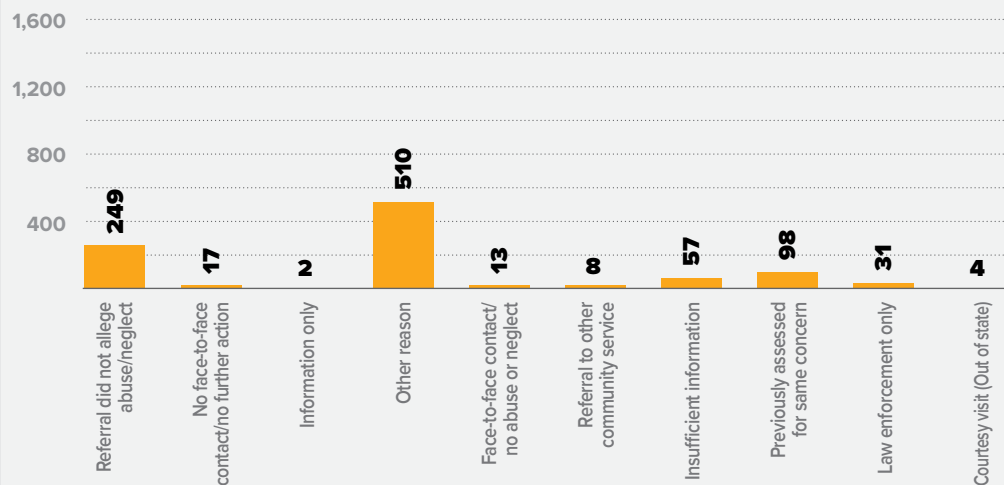
**194**  
VALID

CHILDREN  
ASSESSED  
PER 1,000  
CHILDREN

**31.1**  
TOTAL

**5.9**  
VALID

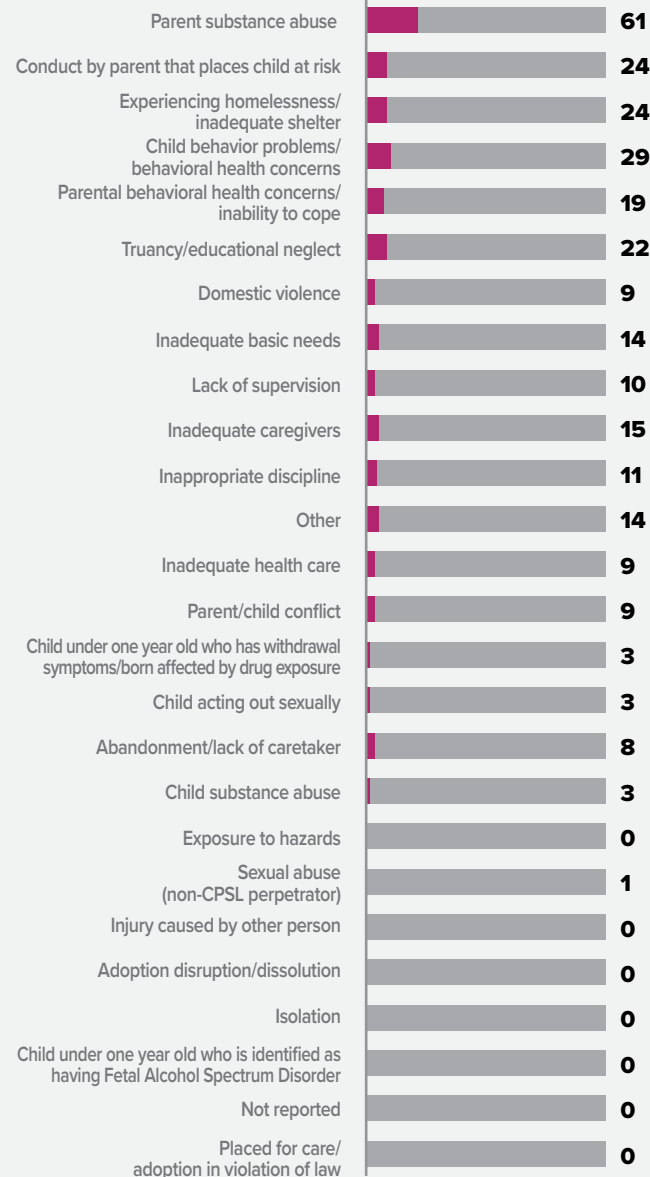
### BREAKDOWN REPORTS SCREENED OUT BY REASON



### VALID GPS ALLEGATIONS BY TYPE

**288**

TOTAL ALLEGATIONS



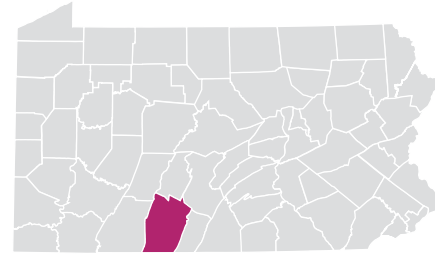
**BEAVER COUNTY**

NOTES: A report may have more than one allegation for each report; therefore, the total number of allegations will be greater than the total number of reports. In some reports, more than one child was assessed with valid allegations; therefore, the number of children assessed exceeds the number of valid assessed reports.



# BEDFORD COUNTY

**RURAL** // POPULATION • 48,891 / POPULATION UNDER 18 • 9,906



## 2018 REPORTS OF CHILD ABUSE

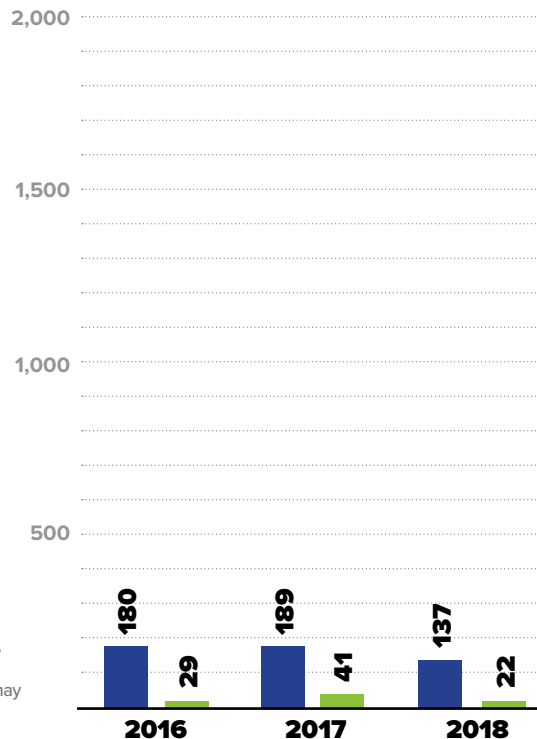
**137**

■ TOTAL REPORTS

**22**

■ SUBSTANTIATED REPORTS

NOTE: CPS and GPS data reported were investigated and substantiated by the county children and youth agency and may vary from statewide data which include both county and regional investigations.



### SUBSTANTIATED REPORTS BY GENDER OF VICTIM

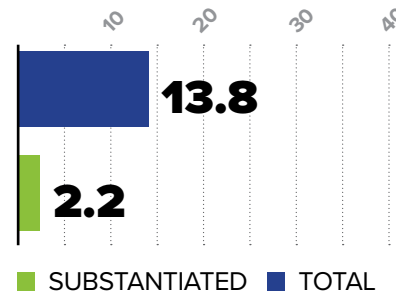


**FEMALE**  
**15**  
68.2%

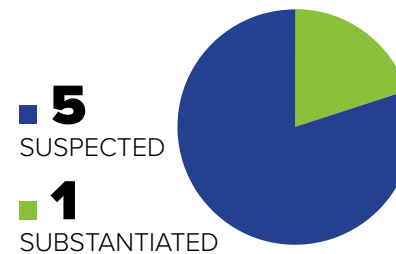


**MALE**  
**7**  
31.8%

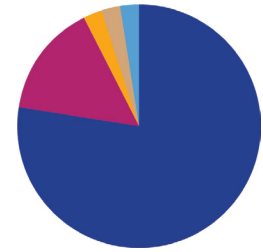
### CHILD ABUSE REPORTS PER 1,000 CHILDREN



### CASES OF REPEAT ABUSE SUBSTANTIATED REPORTS



### TYPES OF ALLEGATIONS SUBSTANTIATED REPORTS



**40** TOTAL ALLEGATIONS

- **31** (77.5%) Sexual abuse
- **6** (15.0%) Physical abuse/bodily injury
- **1** (2.5%) Reasonable likelihood of bodily injury
- **1** (2.5%) Engaging in per se acts
- **1** (2.5%) Likelihood of sexual abuse/exploitation
- **0** (0.0%) Serious physical neglect
- **0** (0.0%) Serious mental injury
- **0** (0.0%) Severe form of trafficking in persons or sex trafficking
- **0** (0.0%) Munchausen Syndrome by proxy/medical abuse

NOTES: A report may have more than one allegation for each report; therefore, the total number of allegations will be greater than the total number of reports.

**\$425,691**

**EXPENDITURES** CHILD ABUSE INVESTIGATIONS AND GENERAL PROTECTIVE SERVICES ASSESSMENTS



### 2018 FATALITIES

**0/47** ▶

### 2018 NEAR FATALITIES

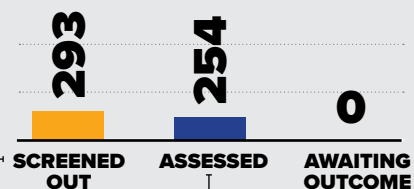
**0/89** ▶

NOTE: Expenditures include only state funding.

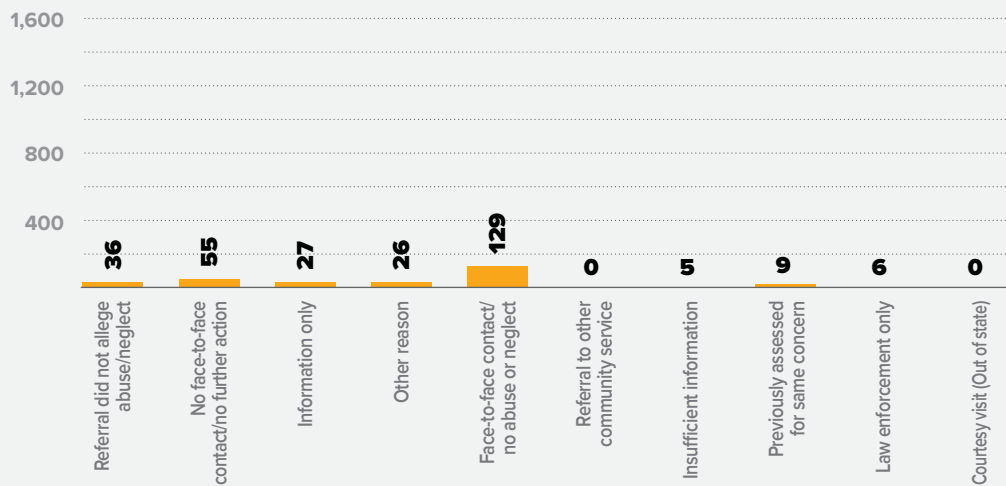
## 2018 REPORTS OF GENERAL PROTECTIVE SERVICES

# 547

TOTAL REPORTS

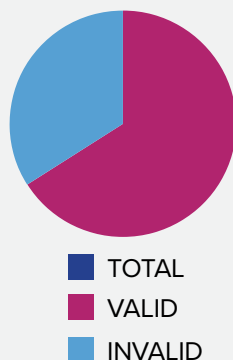


### BREAKDOWN REPORTS SCREENED OUT BY REASON



### BREAKDOWN VALID ASSESSED REPORTS

## 168



### NUMBER OF CHILDREN ASSESSED

## 393 TOTAL

## 254 VALID

CHILDREN  
ASSESSED  
PER 1,000  
CHILDREN

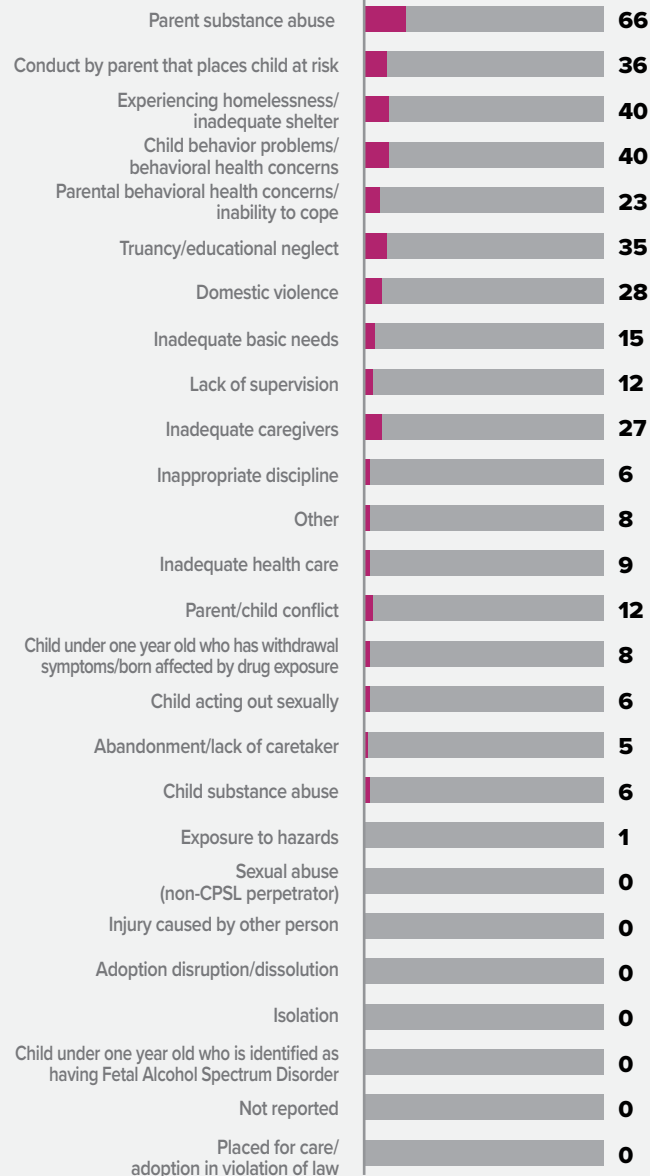
## 39.7 TOTAL

## 25.6 VALID

### VALID GPS ALLEGATIONS BY TYPE

# 383

TOTAL ALLEGATIONS



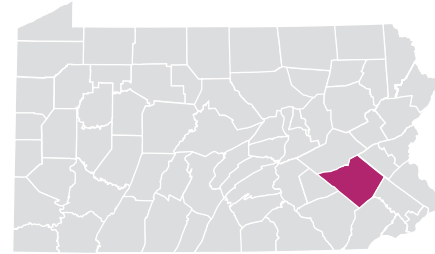
**BEDFORD COUNTY**

NOTES: A report may have more than one allegation for each report; therefore, the total number of allegations will be greater than the total number of reports. In some reports, more than one child was assessed with valid allegations; therefore, the number of children assessed exceeds the number of valid assessed reports.



# BERKS COUNTY

**URBAN** // POPULATION • 415,500 / POPULATION UNDER 18 • 94,476

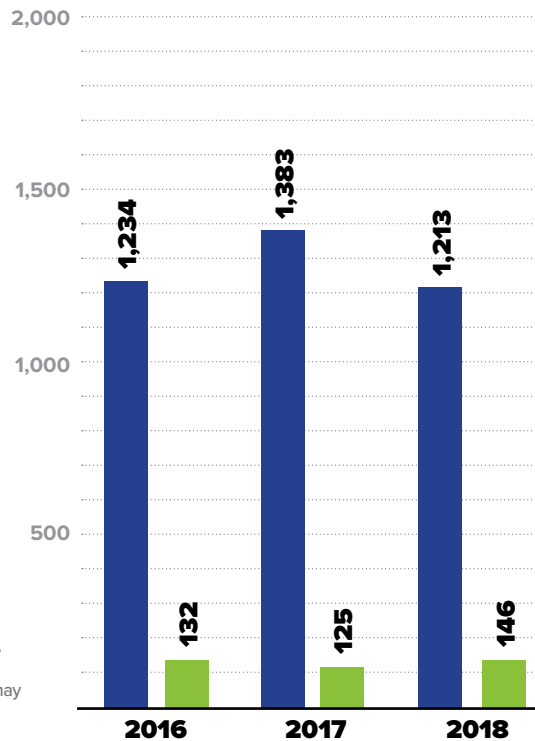


## 2018 REPORTS OF CHILD ABUSE

**1,213**  
TOTAL REPORTS

**146**  
SUBSTANTIATED REPORTS

NOTE: CPS and GPS data reported were investigated and substantiated by the county children and youth agency and may vary from statewide data which include both county and regional investigations.



### SUBSTANTIATED REPORTS BY GENDER OF VICTIM

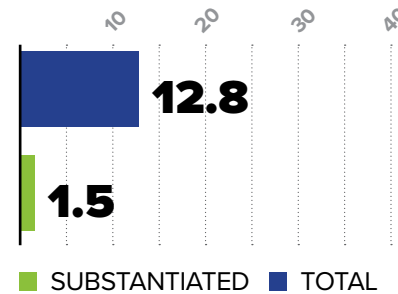


**FEMALE**  
**95**  
65.1%

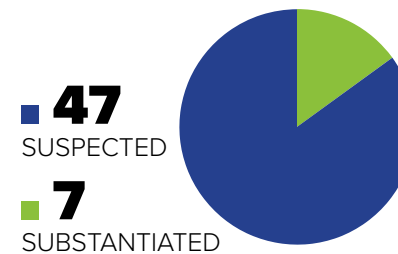


**MALE**  
**51**  
34.9%

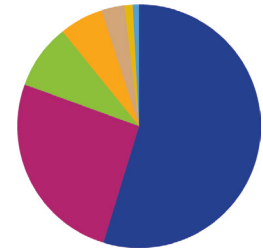
### CHILD ABUSE REPORTS PER 1,000 CHILDREN



### CASES OF REPEAT ABUSE SUBSTANTIATED REPORTS



## TYPES OF ALLEGATIONS SUBSTANTIATED REPORTS



**290** TOTAL ALLEGATIONS

- 159** (54.8%) Sexual abuse
- 75** (25.9%) Physical abuse/bodily injury
- 25** (8.6%) Serious physical neglect
- 17** (5.9%) Reasonable likelihood of bodily injury
- 9** (3.1%) Engaging in per se acts
- 3** (1.0%) Serious mental injury
- 2** (0.7%) Likelihood of sexual abuse/exploitation
- 0** (0.0%) Severe form of trafficking in persons or sex trafficking
- 0** (0.0%) Munchausen Syndrome by proxy/medical abuse

NOTES: A report may have more than one allegation for each report; therefore, the total number of allegations will be greater than the total number of reports.

**\$3,759,723**

**EXPENDITURES** CHILD ABUSE INVESTIGATIONS AND GENERAL PROTECTIVE SERVICES ASSESSMENTS



### 2018 FATALITIES

**2/47** ▶ **1** **1**

### 2018 NEAR FATALITIES

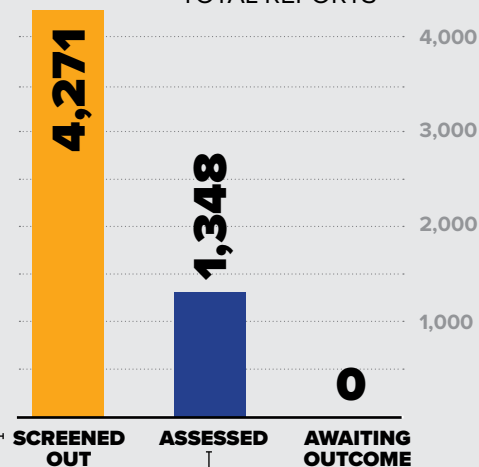
**1/89** ▶ **1** **0**

NOTE: Expenditures include only state funding.

## 2018 REPORTS OF GENERAL PROTECTIVE SERVICES

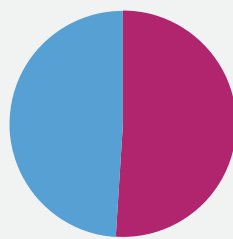
# 5,619

TOTAL REPORTS



### BREAKDOWN VALID ASSESSED REPORTS

## 689



■ TOTAL  
■ VALID  
■ INVALID

### NUMBER OF CHILDREN ASSESSED

## 2,005 TOTAL

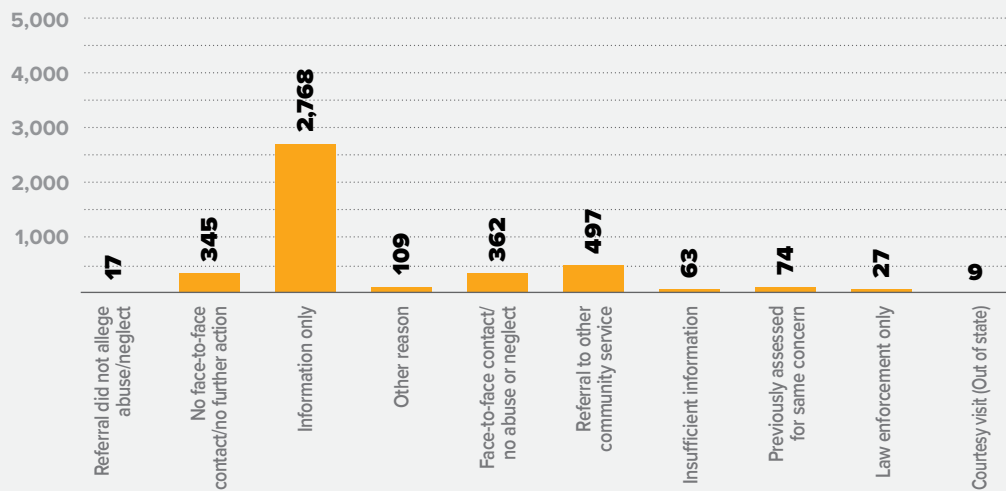
## 995 VALID

CHILDREN  
ASSESSED  
PER 1,000  
CHILDREN

## 21.2 TOTAL

## 10.5 VALID

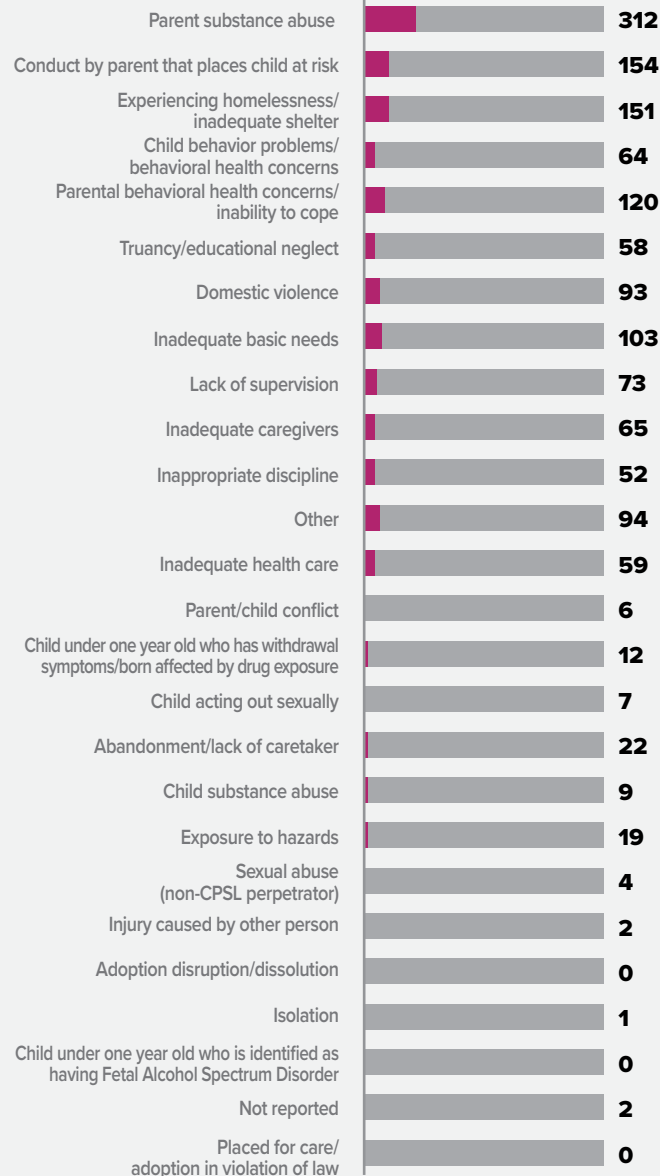
### BREAKDOWN REPORTS SCREENED OUT BY REASON



### VALID GPS ALLEGATIONS BY TYPE

# 1,482

TOTAL ALLEGATIONS



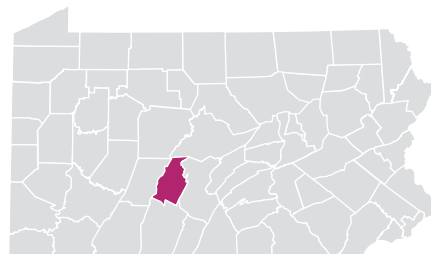
**BERKS COUNTY**

NOTES: A report may have more than one allegation for each report; therefore, the total number of allegations will be greater than the total number of reports. In some reports, more than one child was assessed with valid allegations; therefore, the number of children assessed exceeds the number of valid assessed reports.



# BLAIR COUNTY

**RURAL** // POPULATION • 124,736 / POPULATION UNDER 18 • 25,823



## 2018 REPORTS OF CHILD ABUSE

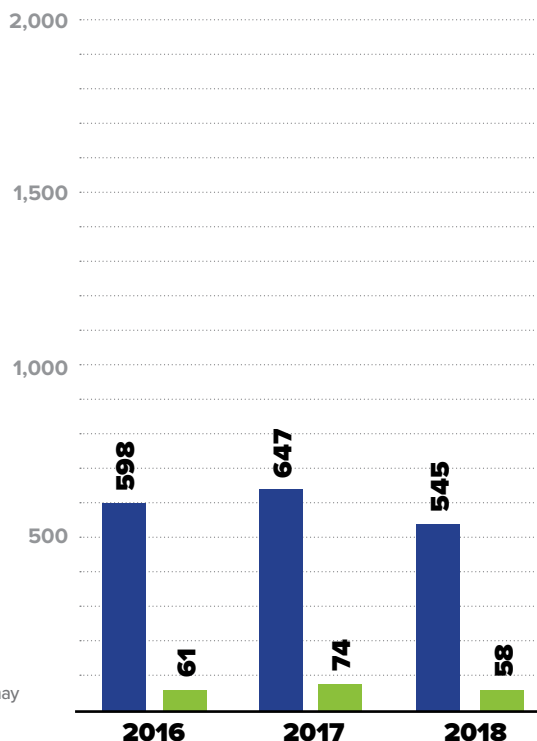
**545**

■ TOTAL REPORTS

**58**

■ SUBSTANTIATED REPORTS

NOTE: CPS and GPS data reported were investigated and substantiated by the county children and youth agency and may vary from statewide data which include both county and regional investigations.



### SUBSTANTIATED REPORTS BY GENDER OF VICTIM

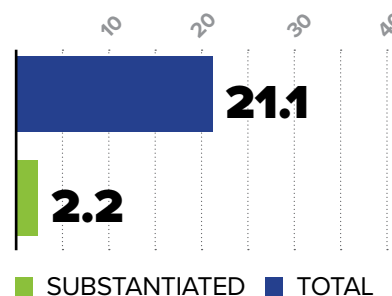


**FEMALE**  
**33**  
56.9%

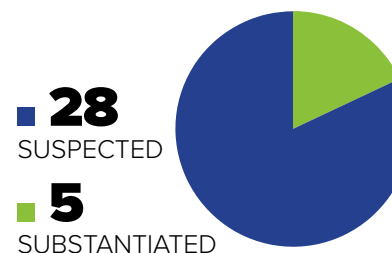


**MALE**  
**25**  
43.1%

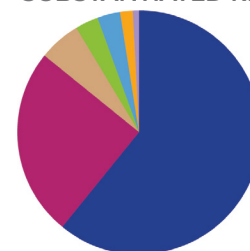
### CHILD ABUSE REPORTS PER 1,000 CHILDREN



### CASES OF REPEAT ABUSE SUBSTANTIATED REPORTS



### TYPES OF ALLEGATIONS SUBSTANTIATED REPORTS




**164** TOTAL ALLEGATIONS

- **100** (61.0%) Sexual abuse
- **41** (25.0%) Physical abuse/bodily injury
- **9** (5.5%) Engaging in per se acts
- **5** (3.0%) Serious physical neglect
- **5** (3.0%) Likelihood of sexual abuse/exploitation
- **3** (1.8%) Reasonable likelihood of bodily injury
- **1** (0.6%) Severe form of trafficking in persons or sex trafficking
- **0** (0.0%) Serious mental injury
- **0** (0.0%) Munchausen Syndrome by proxy/medical abuse

NOTES: A report may have more than one allegation for each report; therefore, the total number of allegations will be greater than the total number of reports.

**\$2,232,447**

**EXPENDITURES** CHILD ABUSE INVESTIGATIONS AND GENERAL PROTECTIVE SERVICES ASSESSMENTS



### 2018 FATALITIES

**1/47** ▶ **0** **1**

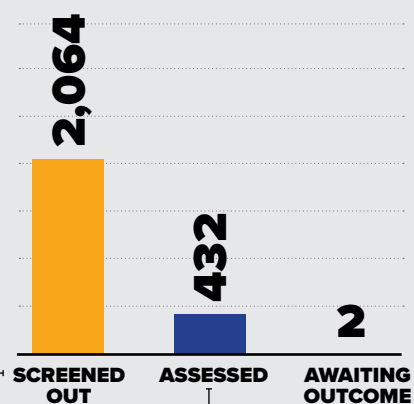
### 2018 NEAR FATALITIES

**1/89** ▶ **1** **0**

NOTE: Expenditures include only state funding.

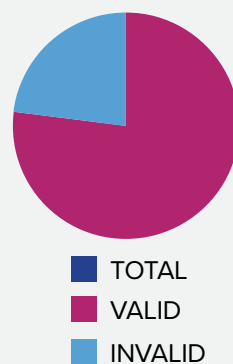
## 2018 REPORTS OF GENERAL PROTECTIVE SERVICES

**2,498**  
TOTAL REPORTS



### BREAKDOWN VALID ASSESSED REPORTS

**332**



### NUMBER OF CHILDREN ASSESSED

**625**  
TOTAL

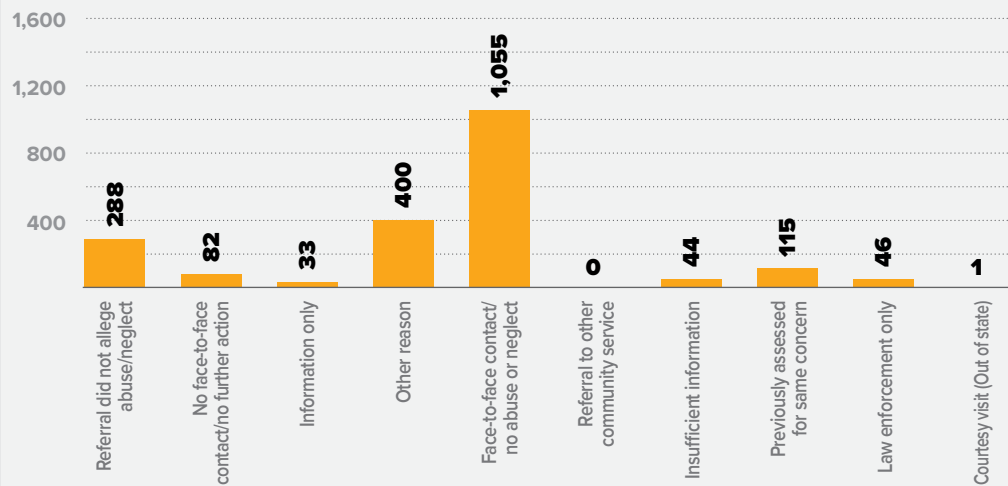
**485**  
VALID

CHILDREN  
ASSESSED  
PER 1,000  
CHILDREN

**24.2**  
TOTAL

**18.8**  
VALID

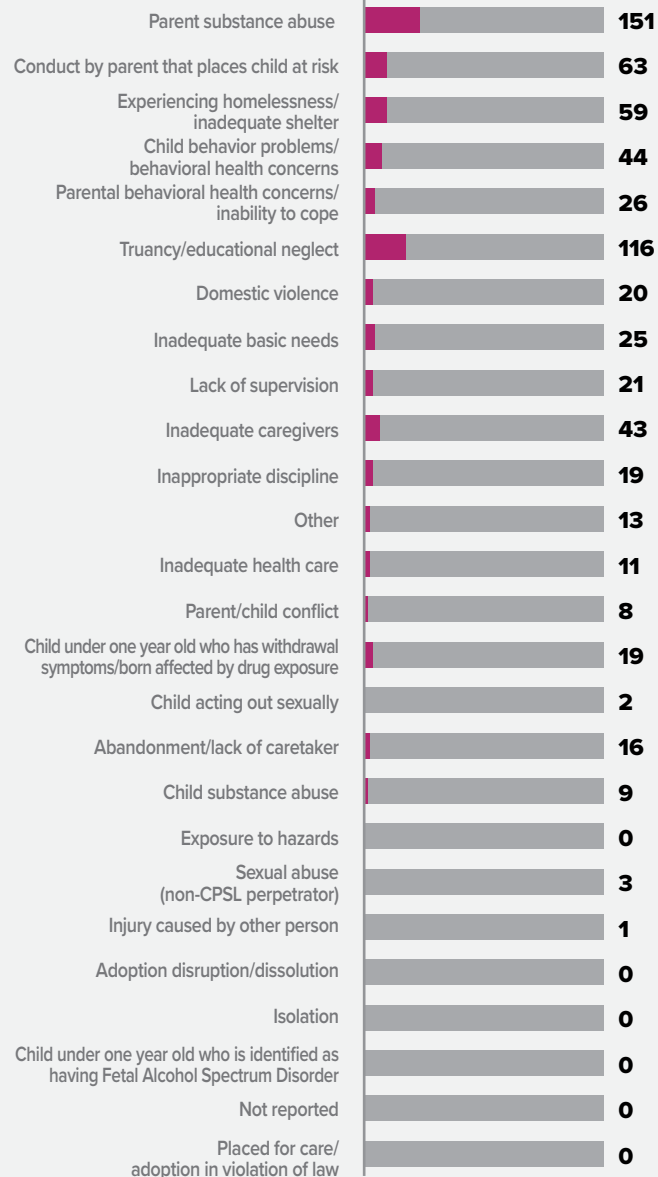
### BREAKDOWN REPORTS SCREENED OUT BY REASON



### VALID GPS ALLEGATIONS BY TYPE

**669**

TOTAL ALLEGATIONS

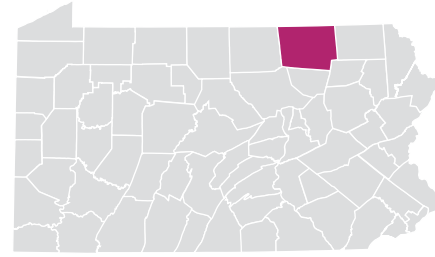


**BLAIR COUNTY**

NOTES: A report may have more than one allegation for each report; therefore, the total number of allegations will be greater than the total number of reports. In some reports, more than one child was assessed with valid allegations; therefore, the number of children assessed exceeds the number of valid assessed reports.

# BRADFORD COUNTY

**RURAL** // POPULATION • 61,546 / POPULATION UNDER 18 • 13,577



## 2018 REPORTS OF CHILD ABUSE

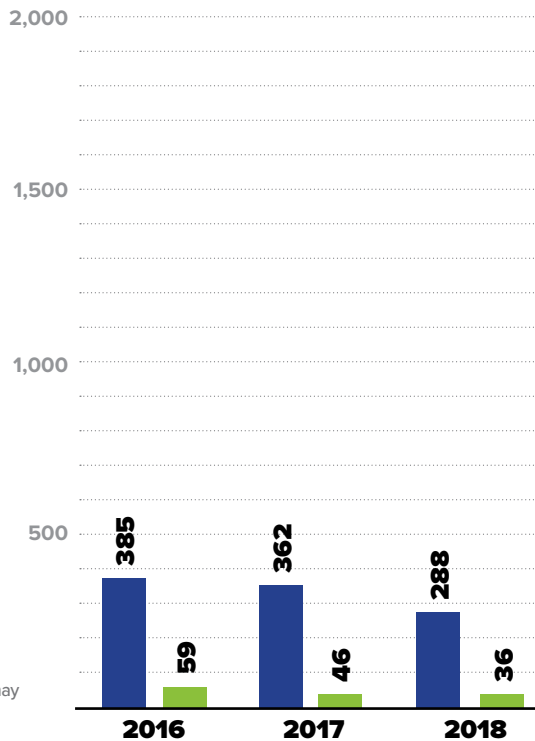
**288**

■ TOTAL REPORTS

**36**

■ SUBSTANTIATED REPORTS

NOTE: CPS and GPS data reported were investigated and substantiated by the county children and youth agency and may vary from statewide data which include both county and regional investigations.



**SUBSTANTIATED REPORTS BY GENDER OF VICTIM**



**FEMALE**

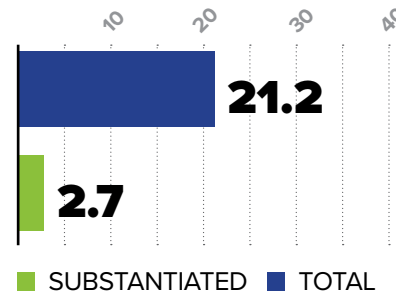
**25**  
69.4%



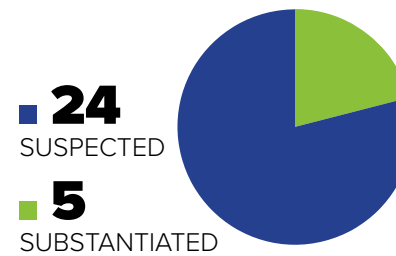
**MALE**

**11**  
30.6%

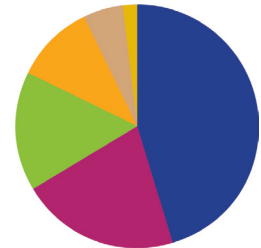
## CHILD ABUSE REPORTS PER 1,000 CHILDREN



## CASES OF REPEAT ABUSE SUBSTANTIATED REPORTS



## TYPES OF ALLEGATIONS SUBSTANTIATED REPORTS



**57** TOTAL ALLEGATIONS

- **26** (45.6%) Sexual abuse
- **12** (21.1%) Physical abuse/bodily injury
- **9** (15.8%) Serious physical neglect
- **6** (10.5%) Reasonable likelihood of bodily injury
- **3** (5.3%) Engaging in per se acts
- **1** (1.8%) Serious mental injury
- **0** (0.0%) Likelihood of sexual abuse/exploitation
- **0** (0.0%) Severe form of trafficking in persons or sex trafficking
- **0** (0.0%) Munchausen Syndrome by proxy/medical abuse

NOTES: A report may have more than one allegation for each report; therefore, the total number of allegations will be greater than the total number of reports.

**\$1,208,603**

**EXPENDITURES** CHILD ABUSE INVESTIGATIONS AND GENERAL PROTECTIVE SERVICES ASSESSMENTS



NOTE: Expenditures include only state funding.

## 2018 FATALITIES

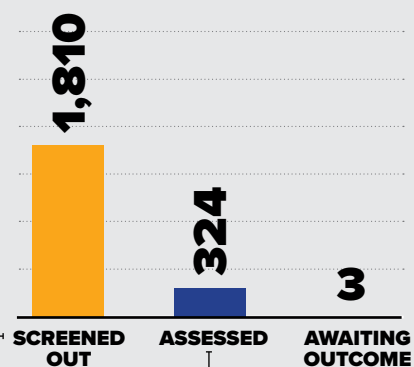
**0/47** ▶

## 2018 NEAR FATALITIES

**0/89** ▶

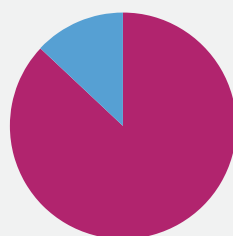
## 2018 REPORTS OF GENERAL PROTECTIVE SERVICES

**2,137**  
TOTAL REPORTS



### BREAKDOWN VALID ASSESSED REPORTS

**281**



■ TOTAL  
■ VALID  
■ INVALID

### NUMBER OF CHILDREN ASSESSED

**447**  
TOTAL

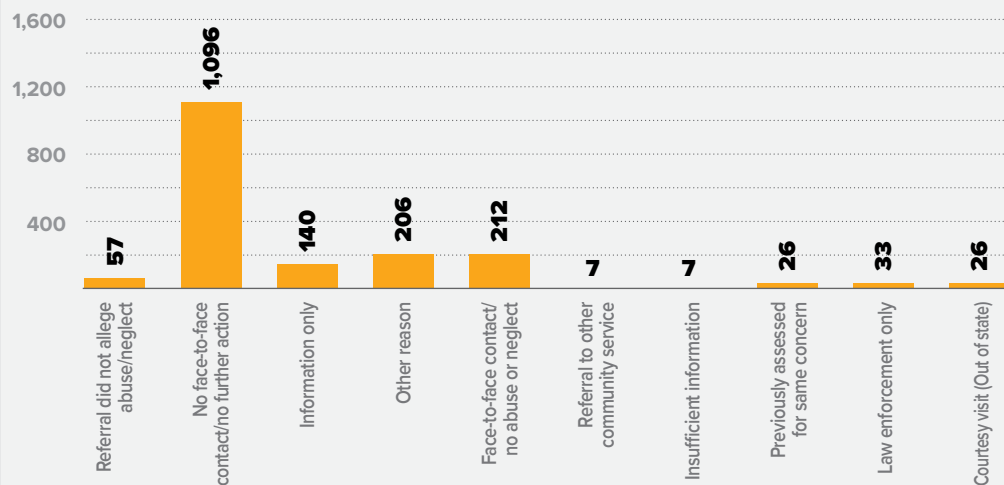
**382**  
VALID

### CHILDREN ASSESSED PER 1,000 CHILDREN

**32.9**  
TOTAL

**28.1**  
VALID

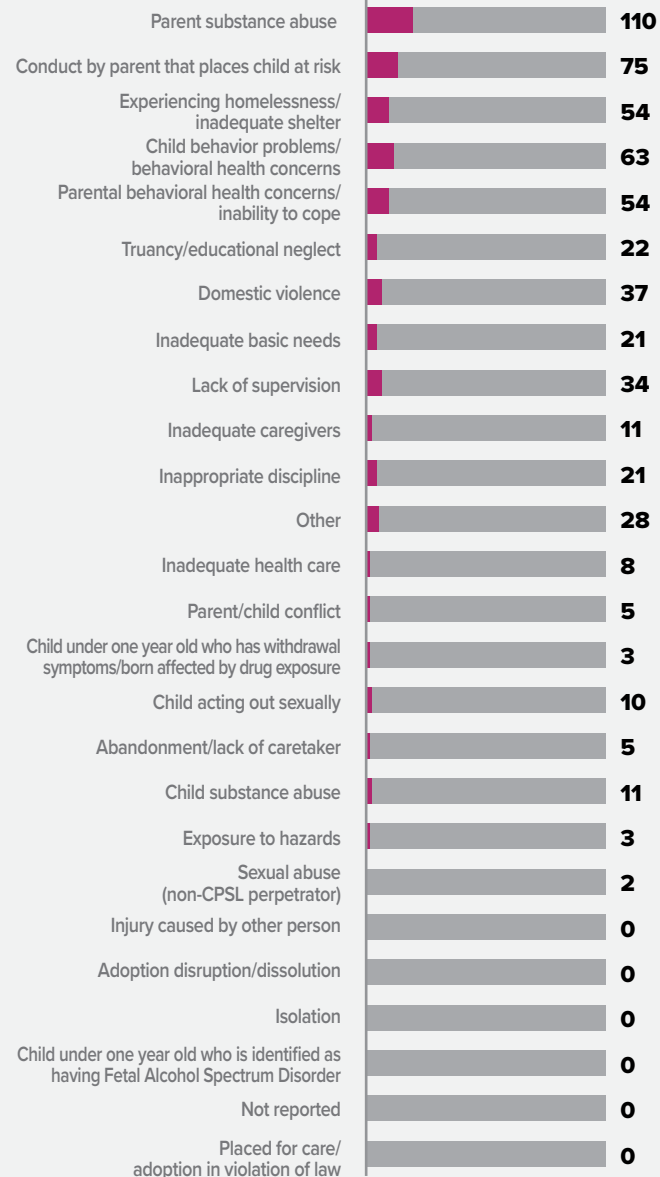
### BREAKDOWN REPORTS SCREENED OUT BY REASON



### VALID GPS ALLEGATIONS BY TYPE

**577**

TOTAL ALLEGATIONS

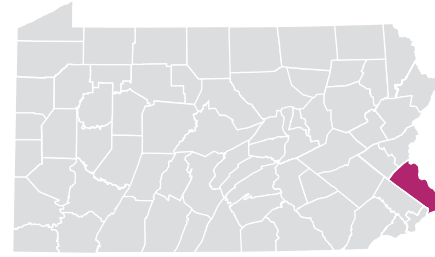


**BRADFORD COUNTY**

NOTES: A report may have more than one allegation for each report; therefore, the total number of allegations will be greater than the total number of reports. In some reports, more than one child was assessed with valid allegations; therefore, the number of children assessed exceeds the number of valid assessed reports.

# BUCKS COUNTY

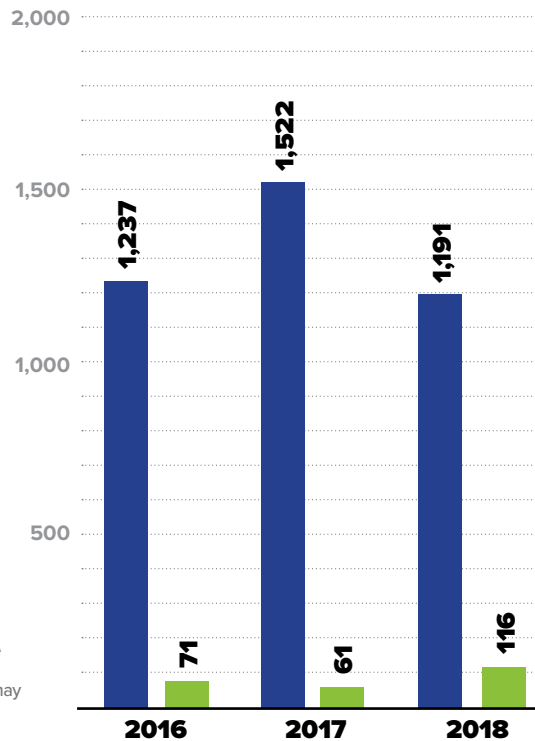
**URBAN** // POPULATION • 626,486 / POPULATION UNDER 18 • 132,392



## 2018 REPORTS OF CHILD ABUSE

**1,191**  
TOTAL REPORTS

**116**  
SUBSTANTIATED REPORTS



### SUBSTANTIATED REPORTS BY GENDER OF VICTIM

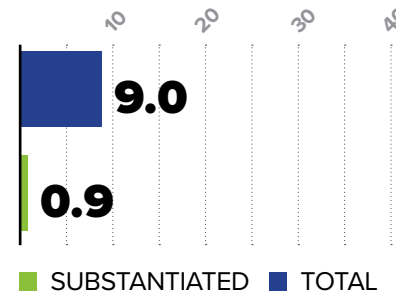


**FEMALE**  
**73**  
62.9%

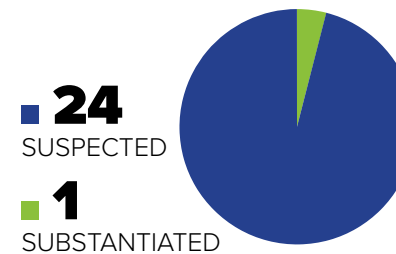


**MALE**  
**43**  
37.1%

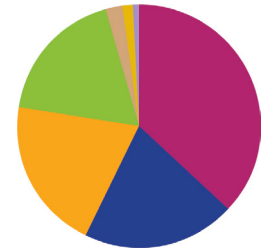
### CHILD ABUSE REPORTS PER 1,000 CHILDREN



### CASES OF REPEAT ABUSE SUBSTANTIATED REPORTS



### TYPES OF ALLEGATIONS SUBSTANTIATED REPORTS




**138** TOTAL ALLEGATIONS

- 51** (37.0%) Physical abuse/bodily injury
- 28** (20.3%) Sexual abuse
- 28** (20.3%) Reasonable likelihood of bodily injury
- 25** (18.1%) Serious physical neglect
- 3** (2.2%) Engaging in per se acts
- 2** (1.4%) Serious mental injury
- 1** (0.7%) Severe form of trafficking in persons or sex trafficking
- 0** (0.0%) Likelihood of sexual abuse/exploitation
- 0** (0.0%) Munchausen Syndrome by proxy/medical abuse

NOTES: A report may have more than one allegation for each report; therefore, the total number of allegations will be greater than the total number of reports.

**\$12,251,403**

**EXPENDITURES** CHILD ABUSE INVESTIGATIONS AND GENERAL PROTECTIVE SERVICES ASSESSMENTS



### 2018 FATALITIES

**4/47** ▶ **2** **2**

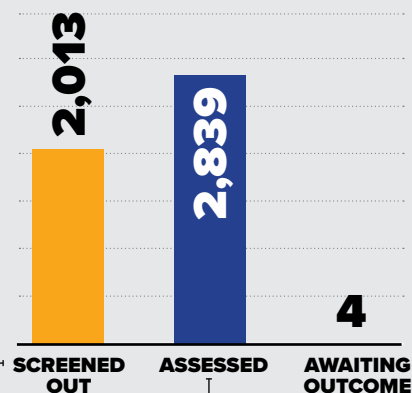
### 2018 NEAR FATALITIES

**2/89** ▶ **0** **2**

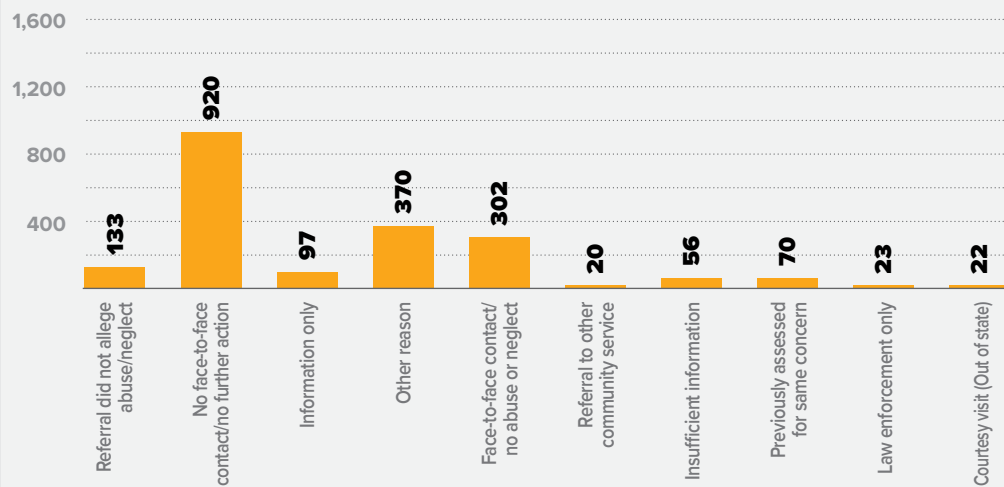
NOTE: Expenditures include only state funding.

## 2018 REPORTS OF GENERAL PROTECTIVE SERVICES

**4,856**  
TOTAL REPORTS

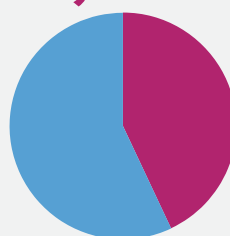


### BREAKDOWN REPORTS SCREENED OUT BY REASON



### BREAKDOWN VALID ASSESSED REPORTS

**1,212**



■ TOTAL  
■ VALID  
■ INVALID

### NUMBER OF CHILDREN ASSESSED

**4,255**  
TOTAL

**1,790**  
VALID

CHILDREN  
ASSESSED  
PER 1,000  
CHILDREN

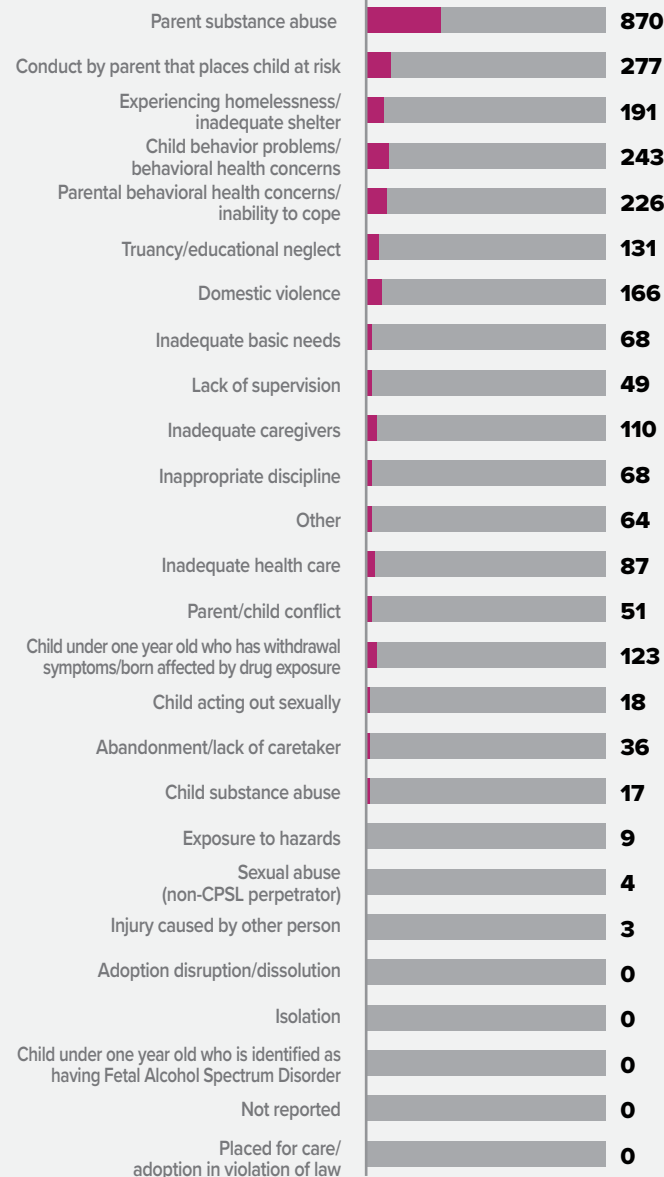
**32.1**  
TOTAL

**13.5**  
VALID

### VALID GPS ALLEGATIONS BY TYPE

**2,811**

TOTAL ALLEGATIONS

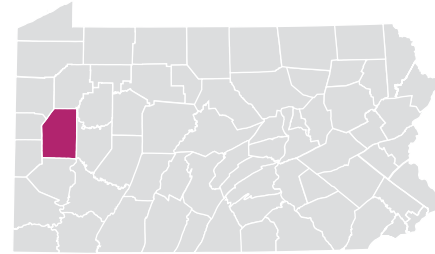


**BUCKS COUNTY**

NOTES: A report may have more than one allegation for each report; therefore, the total number of allegations will be greater than the total number of reports. In some reports, more than one child was assessed with valid allegations; therefore, the number of children assessed exceeds the number of valid assessed reports.

# BUTLER COUNTY

**RURAL** // POPULATION • 185,984 / POPULATION UNDER 18 • 38,553



## 2018 REPORTS OF CHILD ABUSE

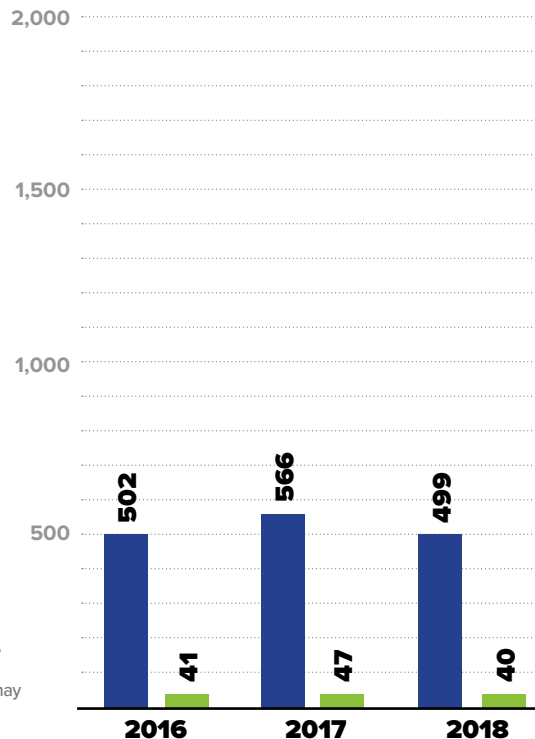
**499**

■ TOTAL REPORTS

**40**

■ SUBSTANTIATED REPORTS

NOTE: CPS and GPS data reported were investigated and substantiated by the county children and youth agency and may vary from statewide data which include both county and regional investigations.



### SUBSTANTIATED REPORTS BY GENDER OF VICTIM



**FEMALE**

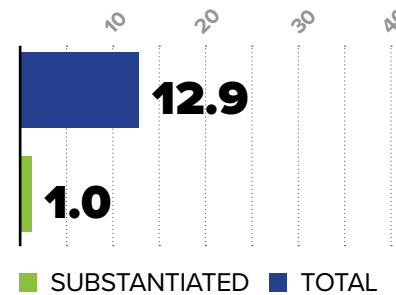
**21**  
52.5%



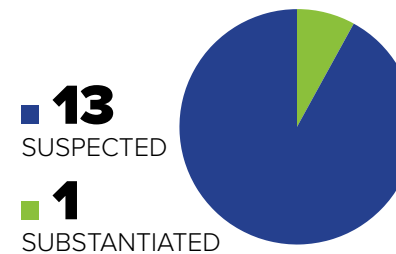
**MALE**

**19**  
47.5%

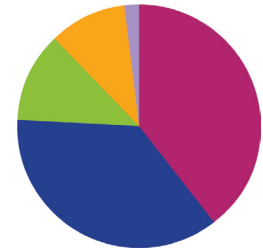
### CHILD ABUSE REPORTS PER 1,000 CHILDREN



### CASES OF REPEAT ABUSE SUBSTANTIATED REPORTS



### TYPES OF ALLEGATIONS SUBSTANTIATED REPORTS



**58** TOTAL ALLEGATIONS

- **23** (39.7%) Physical abuse/bodily injury
- **21** (36.2%) Sexual abuse
- **7** (12.1%) Serious physical neglect
- **6** (10.3%) Reasonable likelihood of bodily injury
- **1** (1.7%) Severe form of trafficking in persons or sex trafficking
- **0** (0.0%) Engaging in per se acts
- **0** (0.0%) Likelihood of sexual abuse/exploitation
- **0** (0.0%) Serious mental injury
- **0** (0.0%) Munchausen Syndrome by proxy/medical abuse

NOTES: A report may have more than one allegation for each report; therefore, the total number of allegations will be greater than the total number of reports.

**\$2,692,523**

**EXPENDITURES** CHILD ABUSE INVESTIGATIONS AND GENERAL PROTECTIVE SERVICES ASSESSMENTS



NOTE: Expenditures include only state funding.

### 2018 FATALITIES

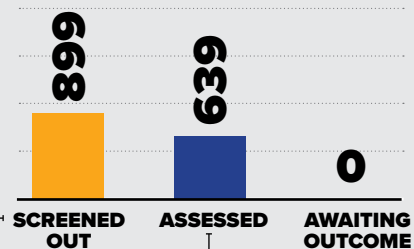
**0/47** ▶ 0 0

### 2018 NEAR FATALITIES

**2/89** ▶ 1 1

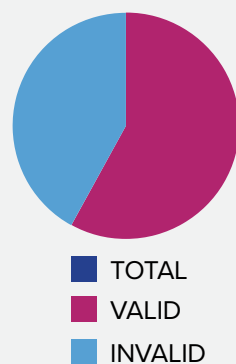
## 2018 REPORTS OF GENERAL PROTECTIVE SERVICES

**1,538**  
TOTAL REPORTS



### BREAKDOWN VALID ASSESSED REPORTS

**372**



### NUMBER OF CHILDREN ASSESSED

**959**  
TOTAL

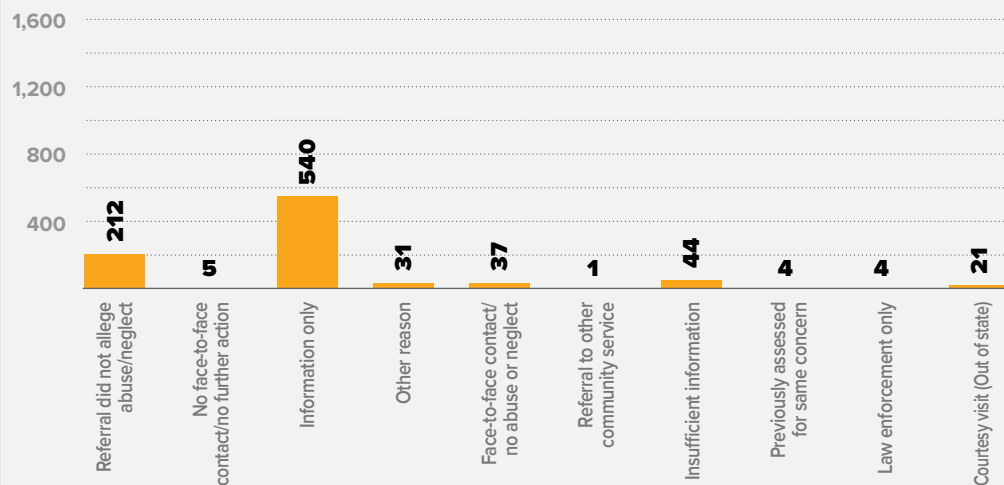
**541**  
VALID

CHILDREN  
ASSESSED  
PER 1,000  
CHILDREN

**24.9**  
TOTAL

**14.0**  
VALID

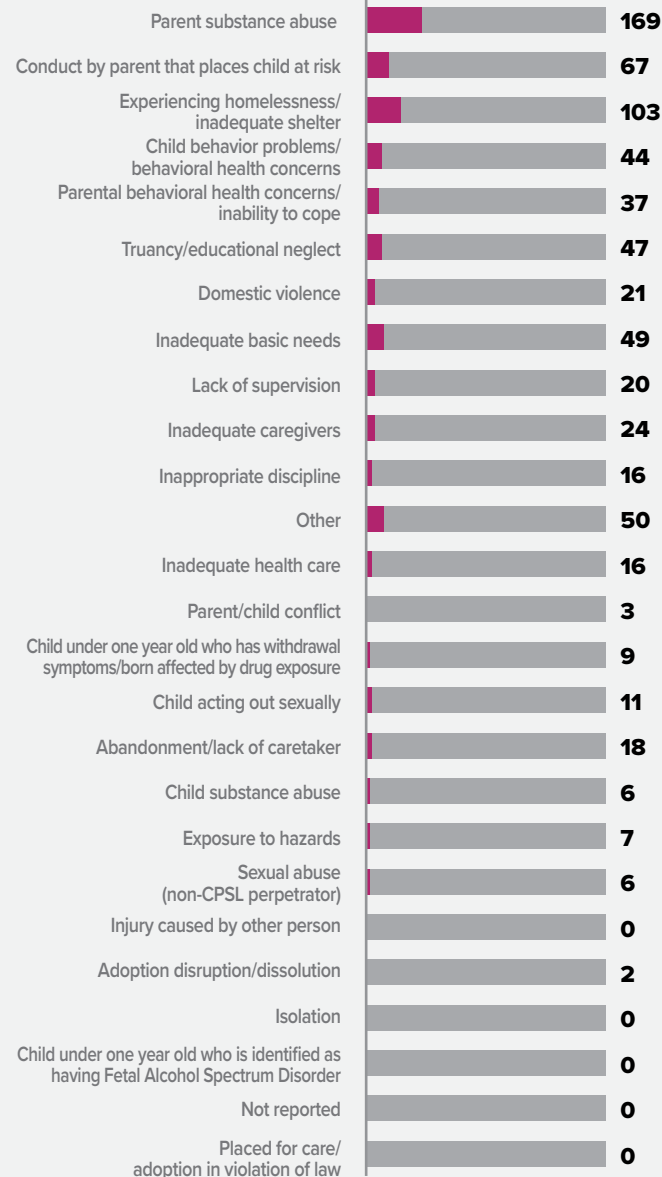
### BREAKDOWN REPORTS SCREENED OUT BY REASON



### VALID GPS ALLEGATIONS BY TYPE

**725**

TOTAL ALLEGATIONS



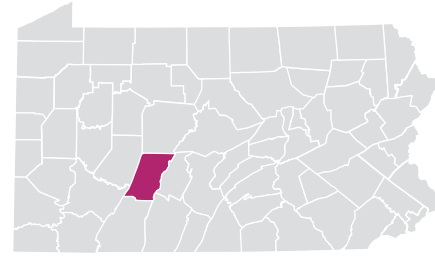
**BUTLER COUNTY**

NOTES: A report may have more than one allegation for each report; therefore, the total number of allegations will be greater than the total number of reports. In some reports, more than one child was assessed with valid allegations; therefore, the number of children assessed exceeds the number of valid assessed reports.



# CAMBRIA COUNTY

**RURAL** // POPULATION • 135,871 / POPULATION UNDER 18 • 26,277



## 2018 REPORTS OF CHILD ABUSE

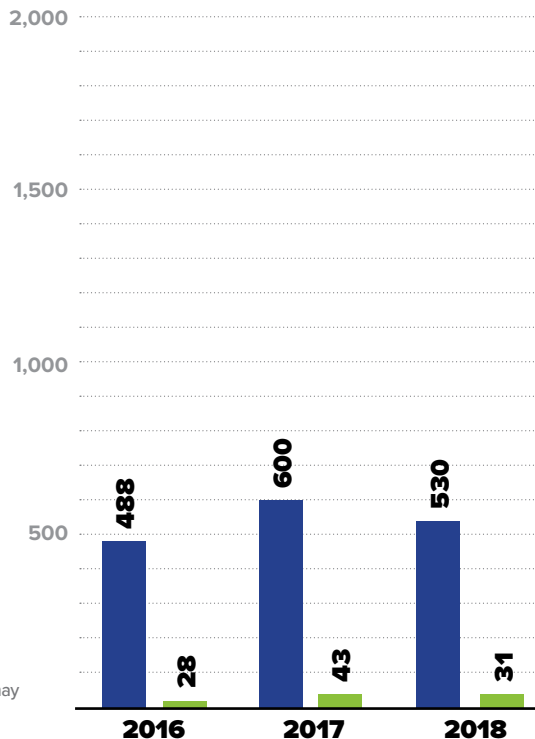
**530**

■ TOTAL REPORTS

**31**

■ SUBSTANTIATED REPORTS

NOTE: CPS and GPS data reported were investigated and substantiated by the county children and youth agency and may vary from statewide data which include both county and regional investigations.



### SUBSTANTIATED REPORTS BY GENDER OF VICTIM



**FEMALE**

**21**

**67.7%**

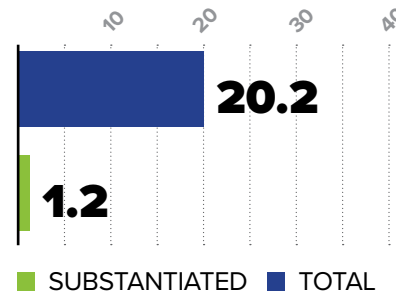


**MALE**

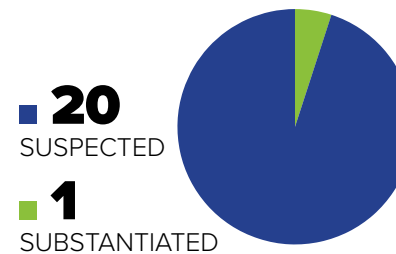
**10**

**32.3%**

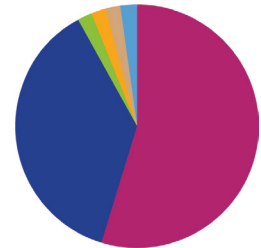
### CHILD ABUSE REPORTS PER 1,000 CHILDREN



### CASES OF REPEAT ABUSE SUBSTANTIATED REPORTS



### TYPES OF ALLEGATIONS SUBSTANTIATED REPORTS




**51** TOTAL ALLEGATIONS

- **28** (54.9%) Physical abuse/bodily injury
- **19** (37.3%) Sexual abuse
- **1** (2.0%) Serious physical neglect
- **1** (2.0%) Reasonable likelihood of bodily injury
- **1** (2.0%) Engaging in per se acts
- **1** (2.0%) Likelihood of sexual abuse/exploitation
- **0** (0.0%) Serious mental injury
- **0** (0.0%) Severe form of trafficking in persons or sex trafficking
- **0** (0.0%) Munchausen Syndrome by proxy/medical abuse

NOTES: A report may have more than one allegation for each report; therefore, the total number of allegations will be greater than the total number of reports.

**\$2,343,210**

**EXPENDITURES** CHILD ABUSE INVESTIGATIONS AND GENERAL PROTECTIVE SERVICES ASSESSMENTS



NOTE: Expenditures include only state funding.

### 2018 FATALITIES

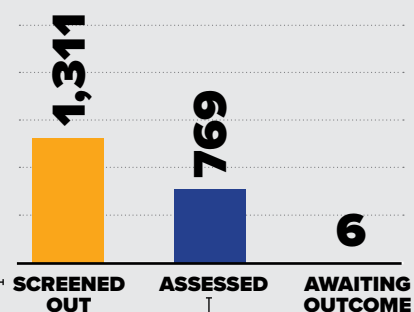
**0/47** ▶

### 2018 NEAR FATALITIES

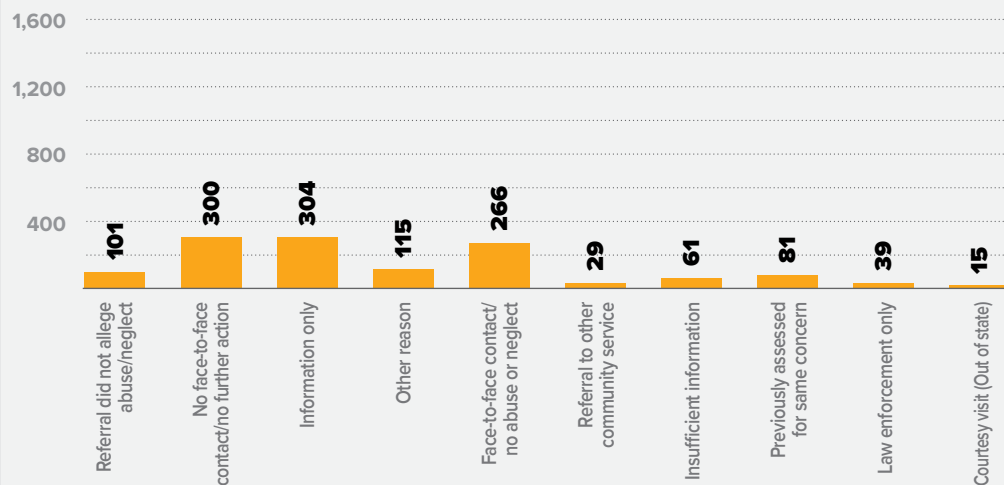
**0/89** ▶

## 2018 REPORTS OF GENERAL PROTECTIVE SERVICES

**2,086**  
TOTAL REPORTS

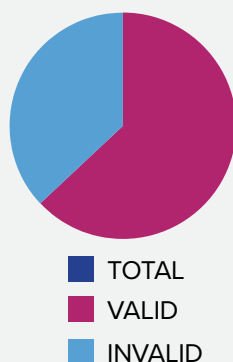


### BREAKDOWN REPORTS SCREENED OUT BY REASON



### BREAKDOWN VALID ASSESSED REPORTS

**483**



### NUMBER OF CHILDREN ASSESSED

**1,265**  
TOTAL

**762**  
VALID

CHILDREN  
ASSESSED  
PER 1,000  
CHILDREN

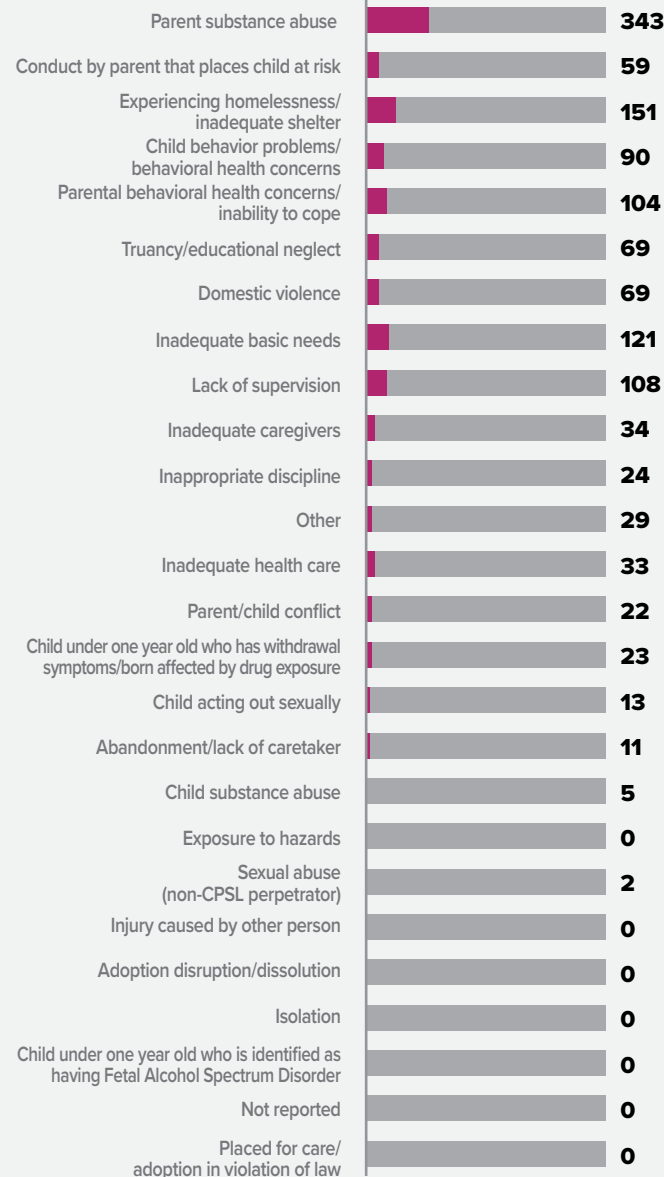
**48.1**  
TOTAL

**29.0**  
VALID

### VALID GPS ALLEGATIONS BY TYPE

**1,310**

TOTAL ALLEGATIONS



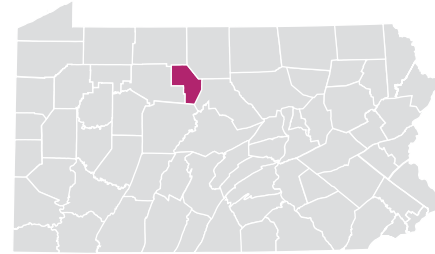
**CAMBRIA COUNTY**

NOTES: A report may have more than one allegation for each report; therefore, the total number of allegations will be greater than the total number of reports. In some reports, more than one child was assessed with valid allegations; therefore, the number of children assessed exceeds the number of valid assessed reports.



# CAMERON COUNTY

**RURAL** // POPULATION • 4,754 / POPULATION UNDER 18 • 849



## 2018 REPORTS OF CHILD ABUSE

**17**

■ TOTAL REPORTS

**5**

■ SUBSTANTIATED REPORTS

NOTE: CPS and GPS data reported were investigated and substantiated by the county children and youth agency and may vary from statewide data which include both county and regional investigations.



### SUBSTANTIATED REPORTS BY GENDER OF VICTIM



**FEMALE**

**4**

**80.0%**

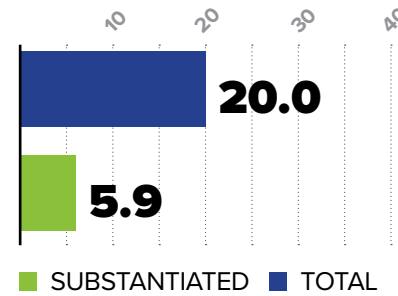


**MALE**

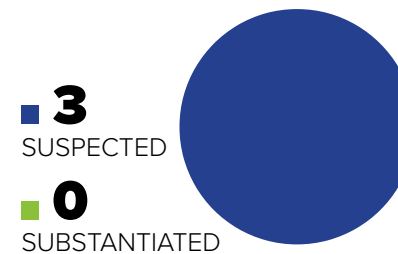
**1**

**20.0%**

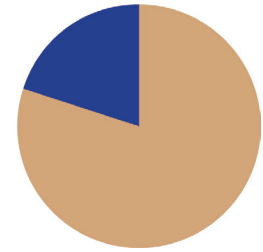
### CHILD ABUSE REPORTS PER 1,000 CHILDREN



### CASES OF REPEAT ABUSE SUBSTANTIATED REPORTS



### TYPES OF ALLEGATIONS SUBSTANTIATED REPORTS



**5** TOTAL ALLEGATIONS

- **4** (80.0%) Engaging in per se acts
- **1** (20.0%) Sexual abuse
- **0** (0.0%) Physical abuse/bodily injury
- **0** (0.0%) Serious physical neglect
- **0** (0.0%) Reasonable likelihood of bodily injury
- **0** (0.0%) Likelihood of sexual abuse/exploitation
- **0** (0.0%) Serious mental injury
- **0** (0.0%) Severe form of trafficking in persons or sex trafficking
- **0** (0.0%) Munchausen Syndrome by proxy/medical abuse

NOTES: A report may have more than one allegation for each report; therefore, the total number of allegations will be greater than the total number of reports.

**\$218,461**

**EXPENDITURES** CHILD ABUSE INVESTIGATIONS AND GENERAL PROTECTIVE SERVICES ASSESSMENTS



NOTE: Expenditures include only state funding.

### 2018 FATALITIES

**0/47** ▶

### 2018 NEAR FATALITIES

**0/89** ▶

## 2018 REPORTS OF GENERAL PROTECTIVE SERVICES

# 97

TOTAL REPORTS

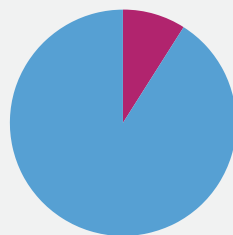
**15** **82** **0**

**SCREENED OUT** **ASSESSED** **AWAITING OUTCOME**

6,000  
5,000  
4,000  
3,000  
2,000  
1,000

### BREAKDOWN VALID ASSESSED REPORTS

7



■ TOTAL  
■ VALID  
■ INVALID

### NUMBER OF CHILDREN ASSESSED

**103**  
**TOTAL**

**11**  
**VALID**

CHILDREN  
ASSESSED  
PER 1,000  
CHILDREN

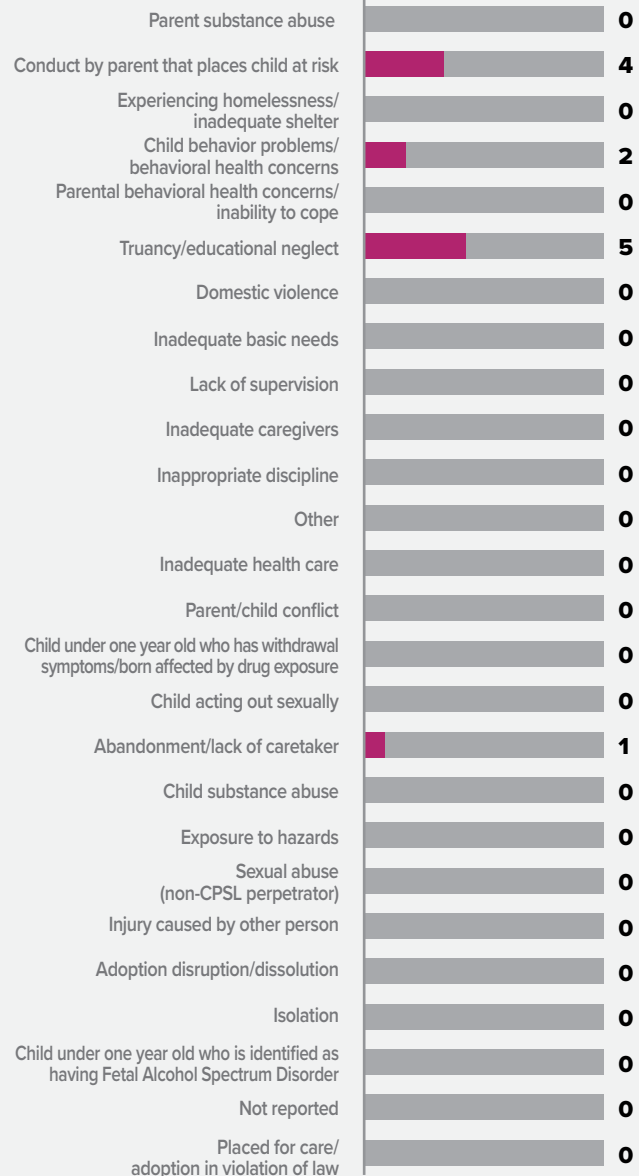
**121.3**  
**TOTAL**

**13.0**  
**VALID**

### VALID GPS ALLEGATIONS BY TYPE

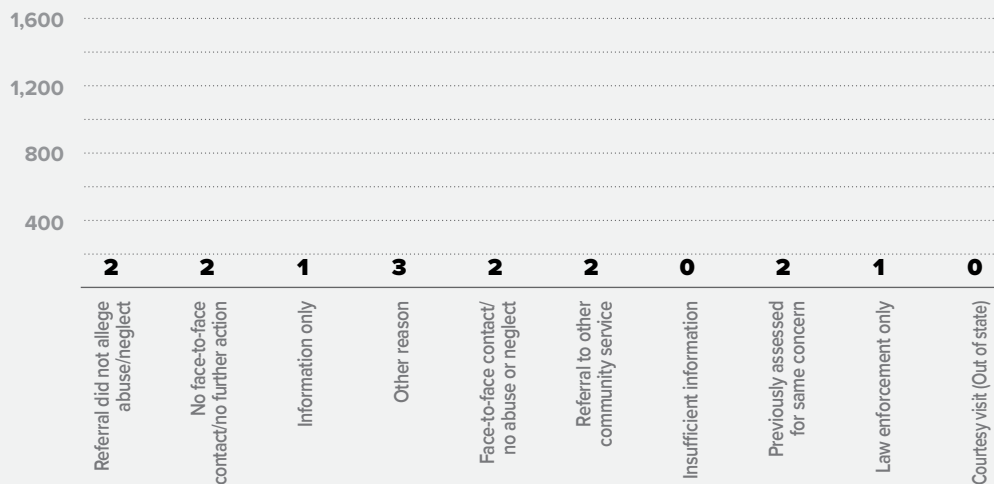
# 12

TOTAL ALLEGATIONS



### BREAKDOWN

#### REPORTS SCREENED OUT BY REASON



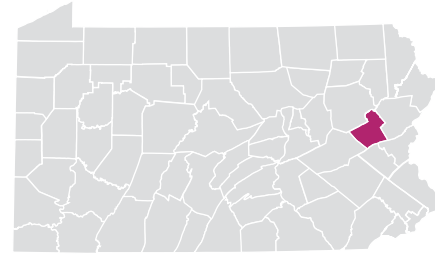
**CAMERON COUNTY**

NOTES: A report may have more than one allegation for each report; therefore, the total number of allegations will be greater than the total number of reports. In some reports, more than one child was assessed with valid allegations; therefore, the number of children assessed exceeds the number of valid assessed reports.



# CARBON COUNTY

**RURAL** // POPULATION • 63,987 / POPULATION UNDER 18 • 12,626



## 2018 REPORTS OF CHILD ABUSE

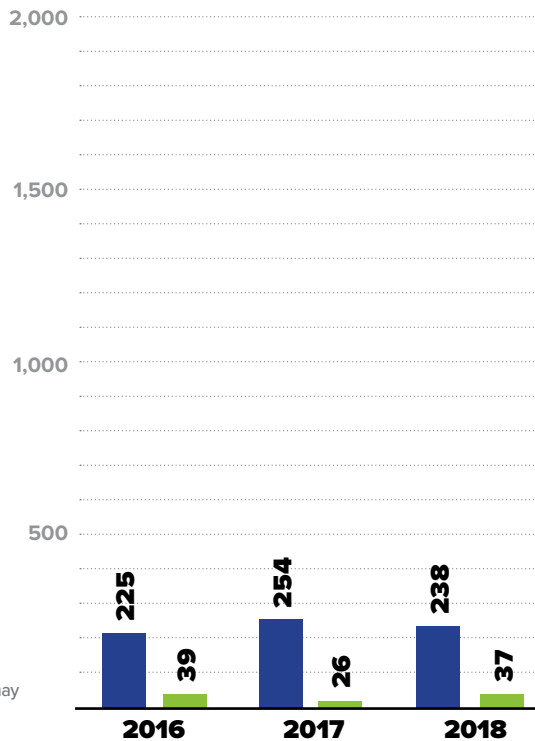
**238**

■ TOTAL REPORTS

**37**

■ SUBSTANTIATED REPORTS

NOTE: CPS and GPS data reported were investigated and substantiated by the county children and youth agency and may vary from statewide data which include both county and regional investigations.



### SUBSTANTIATED REPORTS BY GENDER OF VICTIM



**FEMALE**

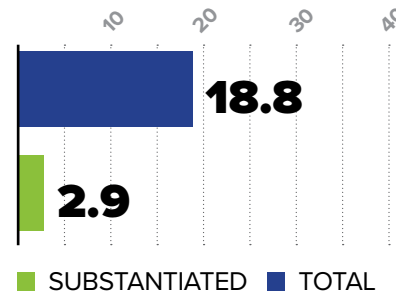
**28**  
75.7%



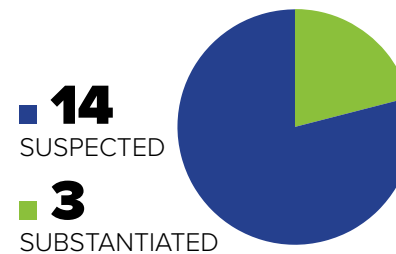
**MALE**

**9**  
24.3%

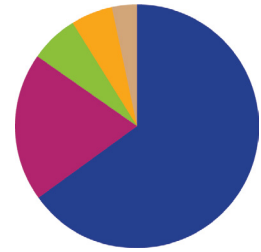
## CHILD ABUSE REPORTS PER 1,000 CHILDREN



## CASES OF REPEAT ABUSE SUBSTANTIATED REPORTS



## TYPES OF ALLEGATIONS SUBSTANTIATED REPORTS



**92** TOTAL ALLEGATIONS

- **60** (65.2%) Sexual abuse
- **18** (19.6%) Physical abuse/bodily injury
- **6** (6.5%) Serious physical neglect
- **5** (5.4%) Reasonable likelihood of bodily injury
- **3** (3.3%) Engaging in per se acts
- **0** (0.0%) Likelihood of sexual abuse/exploitation
- **0** (0.0%) Serious mental injury
- **0** (0.0%) Severe form of trafficking in persons or sex trafficking
- **0** (0.0%) Munchausen Syndrome by proxy/medical abuse

NOTES: A report may have more than one allegation for each report; therefore, the total number of allegations will be greater than the total number of reports.

**\$464,515**

**EXPENDITURES** CHILD ABUSE INVESTIGATIONS AND GENERAL PROTECTIVE SERVICES ASSESSMENTS



## 2018 FATALITIES

**0/47** ▶

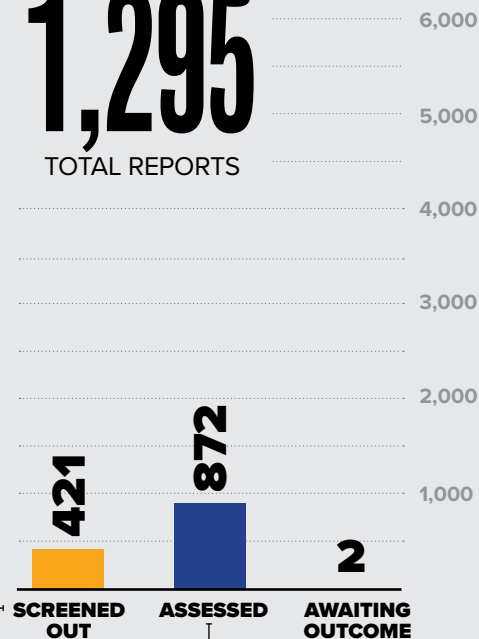
## 2018 NEAR FATALITIES

**2/89** ▶

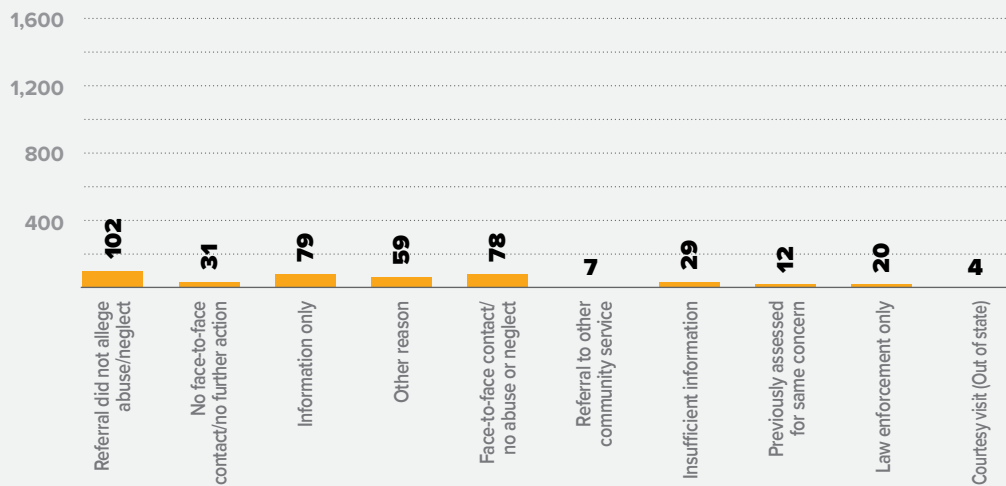
NOTE: Expenditures include only state funding.

## 2018 REPORTS OF GENERAL PROTECTIVE SERVICES

**1,295**  
TOTAL REPORTS

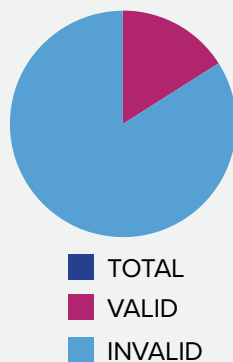


### BREAKDOWN REPORTS SCREENED OUT BY REASON



### BREAKDOWN VALID ASSESSED REPORTS

**137**



### NUMBER OF CHILDREN ASSESSED

**1,349**  
TOTAL

**194**  
VALID

CHILDREN  
ASSESSED  
PER 1,000  
CHILDREN

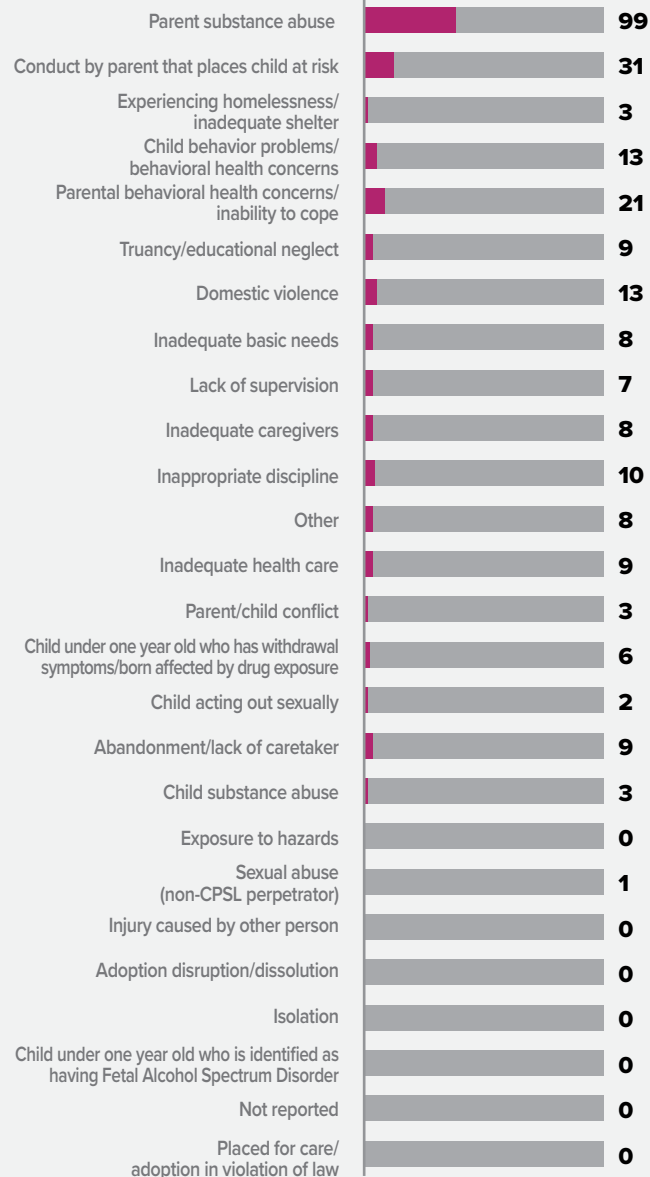
**106.8**  
TOTAL

**15.4**  
VALID

### VALID GPS ALLEGATIONS BY TYPE

**263**

TOTAL ALLEGATIONS

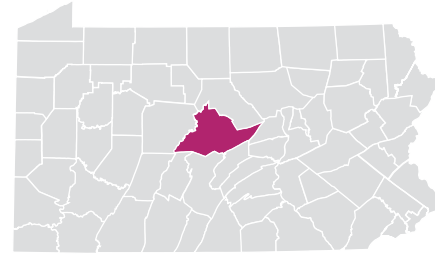


**CARBON COUNTY**

NOTES: A report may have more than one allegation for each report; therefore, the total number of allegations will be greater than the total number of reports. In some reports, more than one child was assessed with valid allegations; therefore, the number of children assessed exceeds the number of valid assessed reports.

# CENTRE COUNTY

**RURAL** // POPULATION • 160,646 / POPULATION UNDER 18 • 24,547



## 2018 REPORTS OF CHILD ABUSE

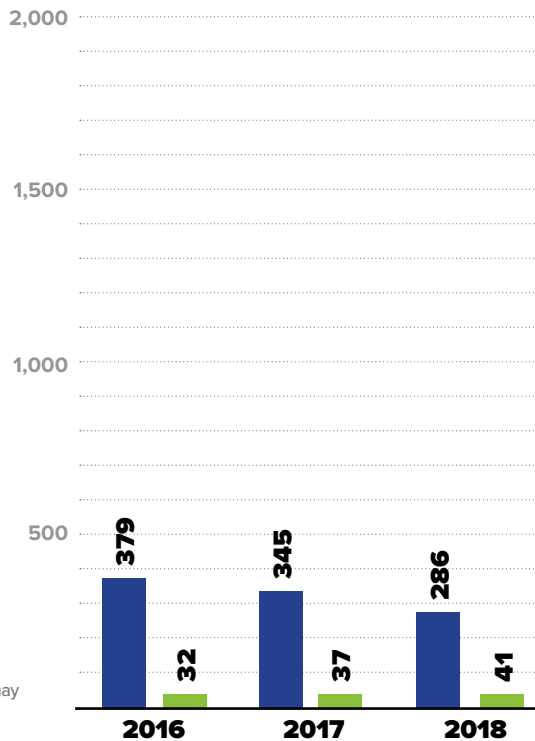
**286**

■ TOTAL REPORTS

**41**

■ SUBSTANTIATED REPORTS

NOTE: CPS and GPS data reported were investigated and substantiated by the county children and youth agency and may vary from statewide data which include both county and regional investigations.



### SUBSTANTIATED REPORTS BY GENDER OF VICTIM



**FEMALE**

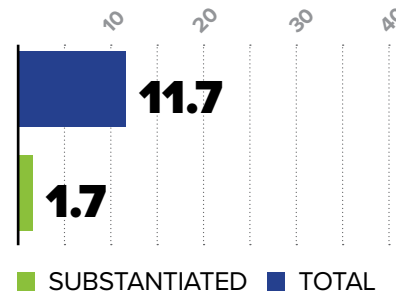
**24**  
58.5%



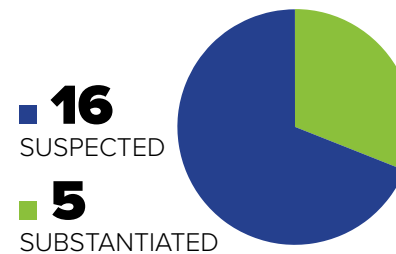
**MALE**

**17**  
41.5%

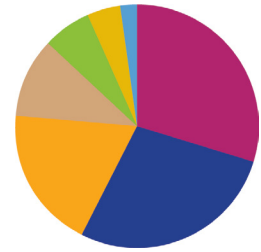
### CHILD ABUSE REPORTS PER 1,000 CHILDREN



### CASES OF REPEAT ABUSE SUBSTANTIATED REPORTS



### TYPES OF ALLEGATIONS SUBSTANTIATED REPORTS



**47** TOTAL ALLEGATIONS

- 14** (29.8%) Physical abuse/bodily injury
- 13** (27.7%) Sexual abuse
- 9** (19.1%) Reasonable likelihood of bodily injury
- 5** (10.6%) Engaging in per se acts
- 3** (6.4%) Serious physical neglect
- 2** (4.3%) Serious mental injury
- 1** (2.1%) Likelihood of sexual abuse/exploitation
- 0** (0.0%) Severe form of trafficking in persons or sex trafficking
- 0** (0.0%) Munchausen Syndrome by proxy/medical abuse

NOTES: A report may have more than one allegation for each report; therefore, the total number of allegations will be greater than the total number of reports.

**\$1,058,818**

**EXPENDITURES** CHILD ABUSE INVESTIGATIONS AND GENERAL PROTECTIVE SERVICES ASSESSMENTS



NOTE: Expenditures include only state funding.

### 2018 FATALITIES

**0/47** ▶

### 2018 NEAR FATALITIES

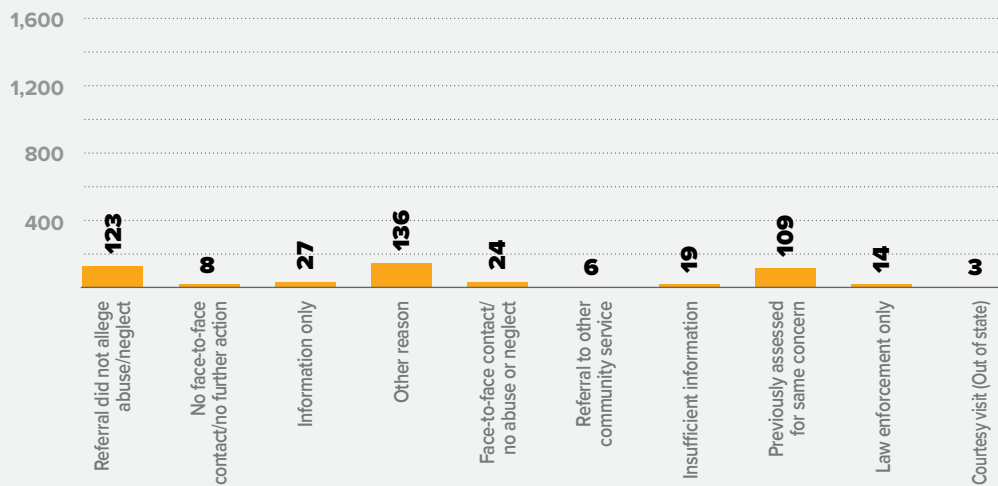
**0/89** ▶

## 2018 REPORTS OF GENERAL PROTECTIVE SERVICES

**1,301**  
TOTAL REPORTS

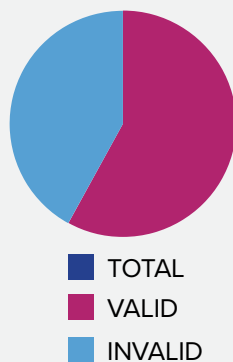


### BREAKDOWN REPORTS SCREENED OUT BY REASON



### BREAKDOWN VALID ASSESSED REPORTS

**481**



### NUMBER OF CHILDREN ASSESSED

**1,140**  
TOTAL

**638**  
VALID

CHILDREN  
ASSESSED  
PER 1,000  
CHILDREN

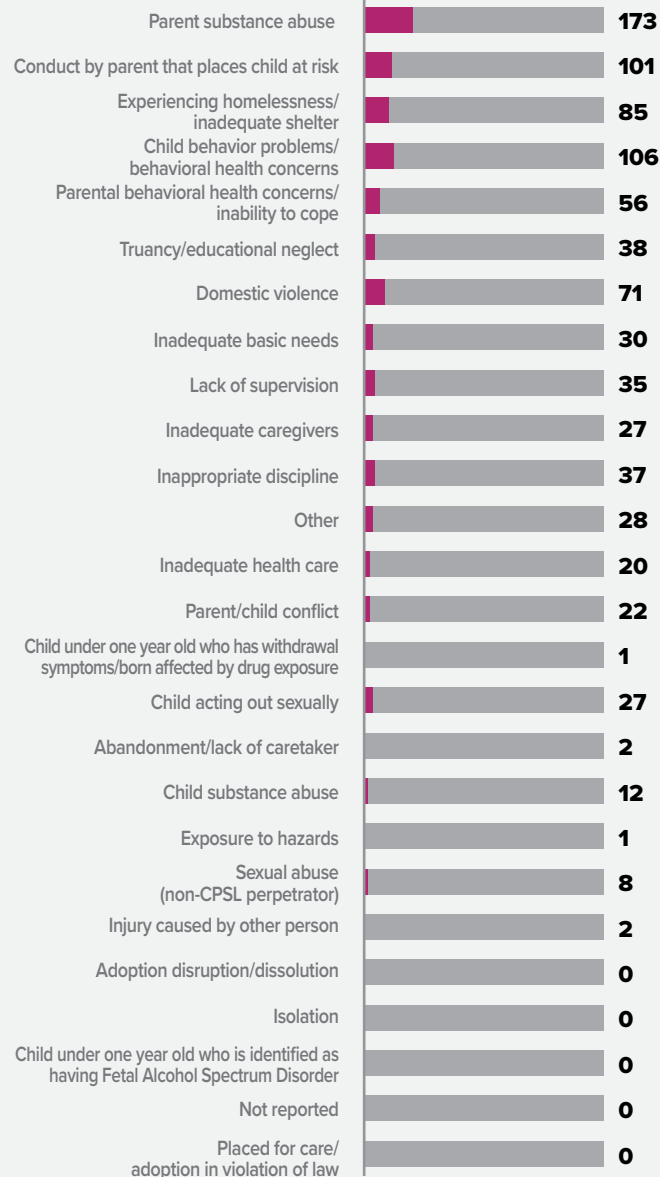
**46.4**  
TOTAL

**26.0**  
VALID

### VALID GPS ALLEGATIONS BY TYPE

**882**

TOTAL ALLEGATIONS



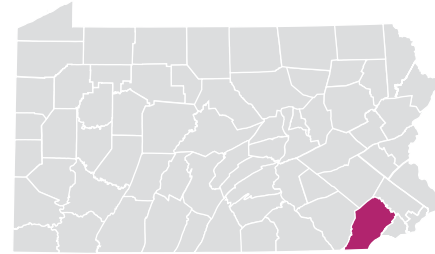
**CENTRE COUNTY**

NOTES: A report may have more than one allegation for each report; therefore, the total number of allegations will be greater than the total number of reports. In some reports, more than one child was assessed with valid allegations; therefore, the number of children assessed exceeds the number of valid assessed reports.



# CHESTER COUNTY

**URBAN** // POPULATION • 514,652 / POPULATION UNDER 18 • 119,968

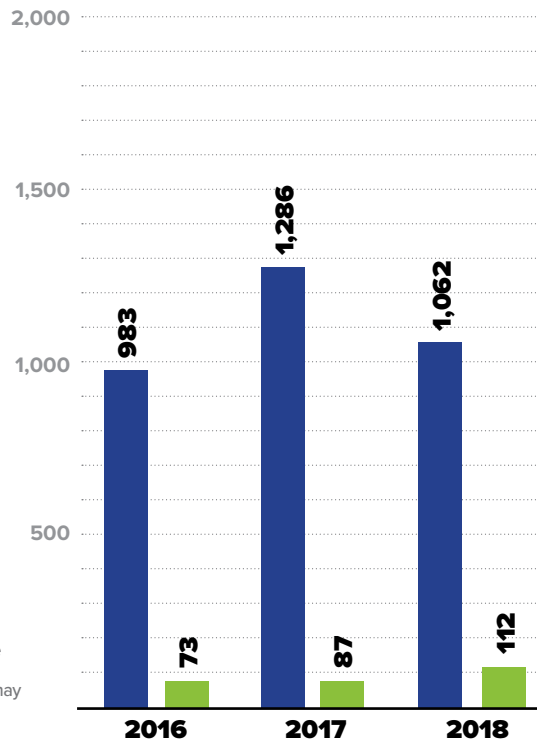


## 2018 REPORTS OF CHILD ABUSE

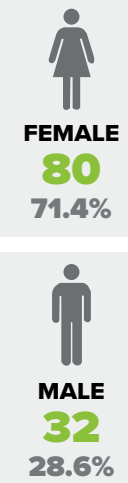
**1,062**  
TOTAL REPORTS

**112**  
SUBSTANTIATED REPORTS

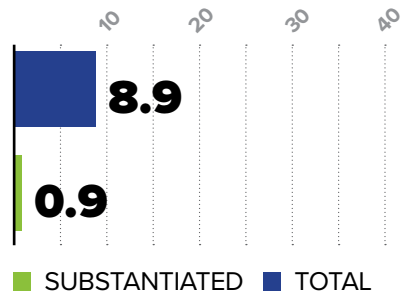
NOTE: CPS and GPS data reported were investigated and substantiated by the county children and youth agency and may vary from statewide data which include both county and regional investigations.



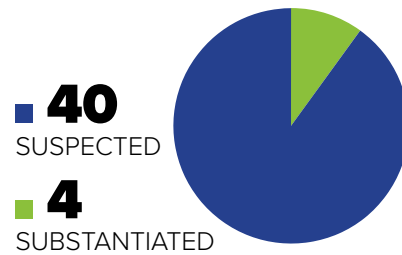
### SUBSTANTIATED REPORTS BY GENDER OF VICTIM



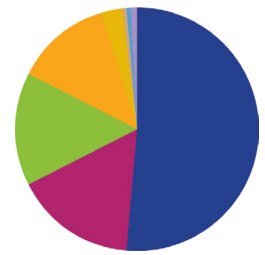
### CHILD ABUSE REPORTS PER 1,000 CHILDREN



### CASES OF REPEAT ABUSE SUBSTANTIATED REPORTS



## TYPES OF ALLEGATIONS SUBSTANTIATED REPORTS



**155** TOTAL ALLEGATIONS

- 80** (51.6%) Sexual abuse
- 25** (16.1%) Physical abuse/bodily injury
- 23** (14.8%) Serious physical neglect
- 20** (12.9%) Reasonable likelihood of bodily injury
- 4** (2.6%) Serious mental injury
- 1** (0.6%) Engaging in per se acts
- 1** (0.6%) Likelihood of sexual abuse/exploitation
- 1** (0.6%) Severe form of trafficking in persons or sex trafficking
- 0** (0.0%) Munchausen Syndrome by proxy/medical abuse

NOTES: A report may have more than one allegation for each report; therefore, the total number of allegations will be greater than the total number of reports.

**\$2,069,788**

**EXPENDITURES** CHILD ABUSE INVESTIGATIONS AND GENERAL PROTECTIVE SERVICES ASSESSMENTS



NOTE: Expenditures include only state funding.

### 2018 FATALITIES

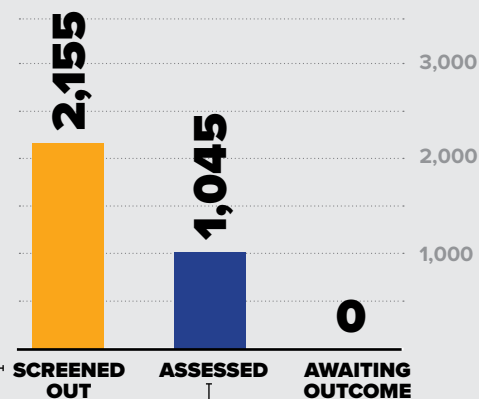
**2/47** ▶ **0** **2**

### 2018 NEAR FATALITIES

**1/89** ▶ **0** **1**

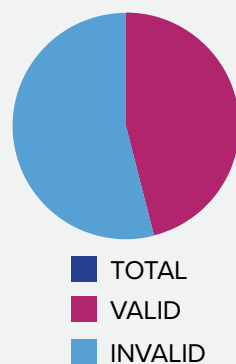
## 2018 REPORTS OF GENERAL PROTECTIVE SERVICES

**3,200**  
TOTAL REPORTS



### BREAKDOWN VALID ASSESSED REPORTS

**479**



### NUMBER OF CHILDREN ASSESSED

**1,615**  
TOTAL

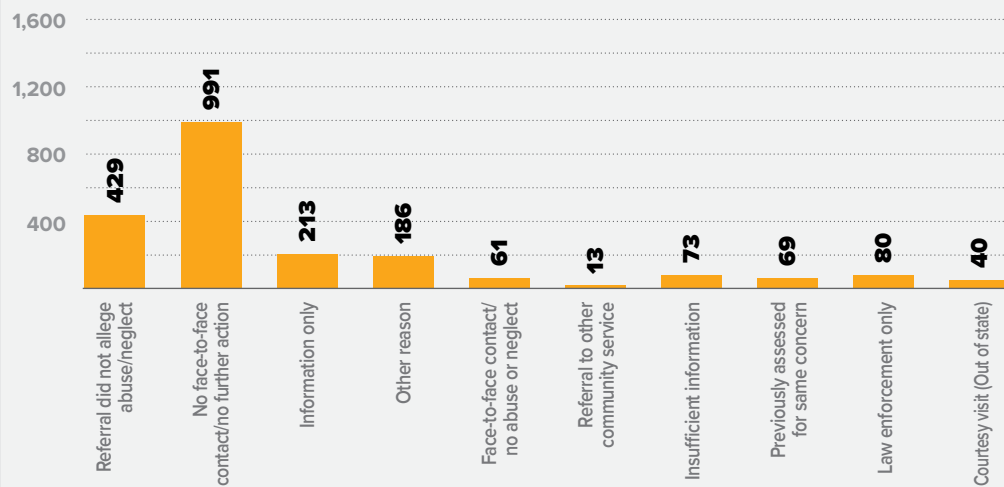
**690**  
VALID

CHILDREN  
ASSESSED  
PER 1,000  
CHILDREN

**13.5**  
TOTAL

**5.8**  
VALID

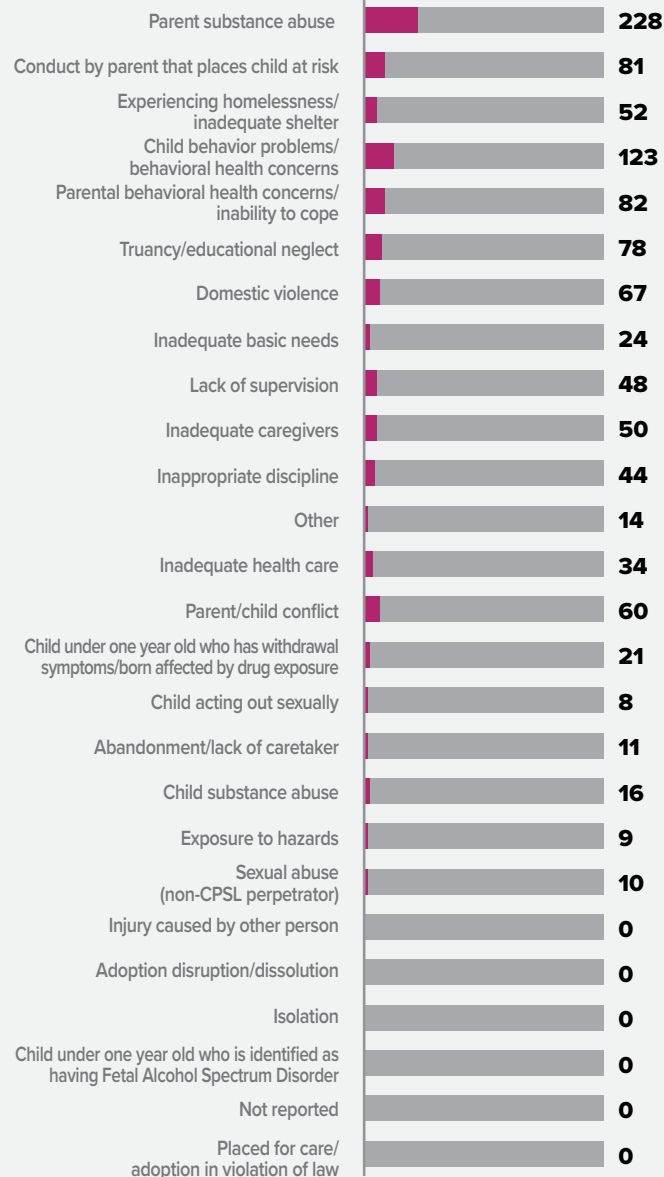
### BREAKDOWN REPORTS SCREENED OUT BY REASON



### VALID GPS ALLEGATIONS BY TYPE

**1,060**

TOTAL ALLEGATIONS



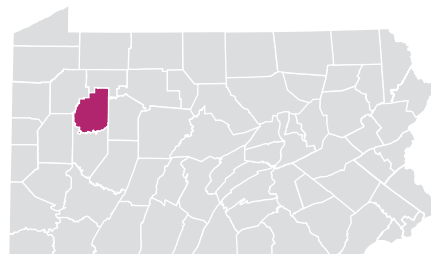
**CHESTER COUNTY**

NOTES: A report may have more than one allegation for each report; therefore, the total number of allegations will be greater than the total number of reports. In some reports, more than one child was assessed with valid allegations; therefore, the number of children assessed exceeds the number of valid assessed reports.



# CLARION COUNTY

**RURAL** // POPULATION • 38,747 / POPULATION UNDER 18 • 7,296



## 2018 REPORTS OF CHILD ABUSE

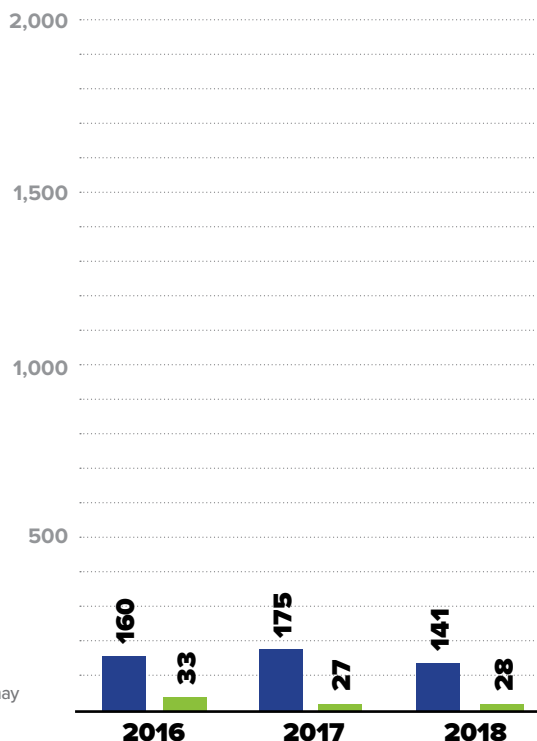
**141**

■ TOTAL REPORTS

**28**

■ SUBSTANTIATED REPORTS

NOTE: CPS and GPS data reported were investigated and substantiated by the county children and youth agency and may vary from statewide data which include both county and regional investigations.



### SUBSTANTIATED REPORTS BY GENDER OF VICTIM

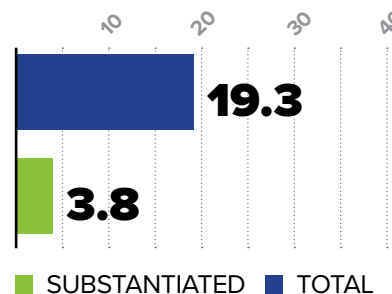


**FEMALE**  
**10**  
**35.7%**

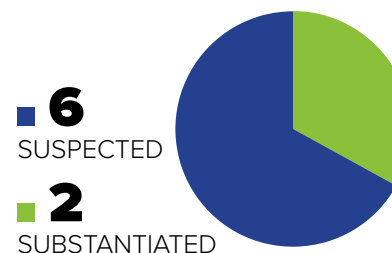


**MALE**  
**18**  
**64.3%**

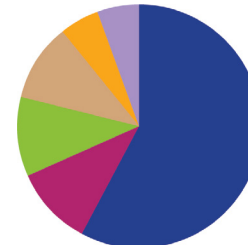
## CHILD ABUSE REPORTS PER 1,000 CHILDREN



## CASES OF REPEAT ABUSE SUBSTANTIATED REPORTS



## TYPES OF ALLEGATIONS SUBSTANTIATED REPORTS




**38** TOTAL ALLEGATIONS

- **22** (57.9%) Sexual abuse
- **4** (10.5%) Physical abuse/bodily injury
- **4** (10.5%) Serious physical neglect
- **4** (10.5%) Engaging in per se acts
- **2** (5.3%) Reasonable likelihood of bodily injury
- **2** (5.3%) Severe form of trafficking in persons or sex trafficking
- **0** (0.0%) Likelihood of sexual abuse/exploitation
- **0** (0.0%) Serious mental injury
- **0** (0.0%) Munchausen Syndrome by proxy/medical abuse

NOTES: A report may have more than one allegation for each report; therefore, the total number of allegations will be greater than the total number of reports.

**\$1,420,290**

**EXPENDITURES** CHILD ABUSE INVESTIGATIONS AND GENERAL PROTECTIVE SERVICES ASSESSMENTS



NOTE: Expenditures include only state funding.

## 2018 FATALITIES

**0/47** ▶

## 2018 NEAR FATALITIES

**1/89** ▶

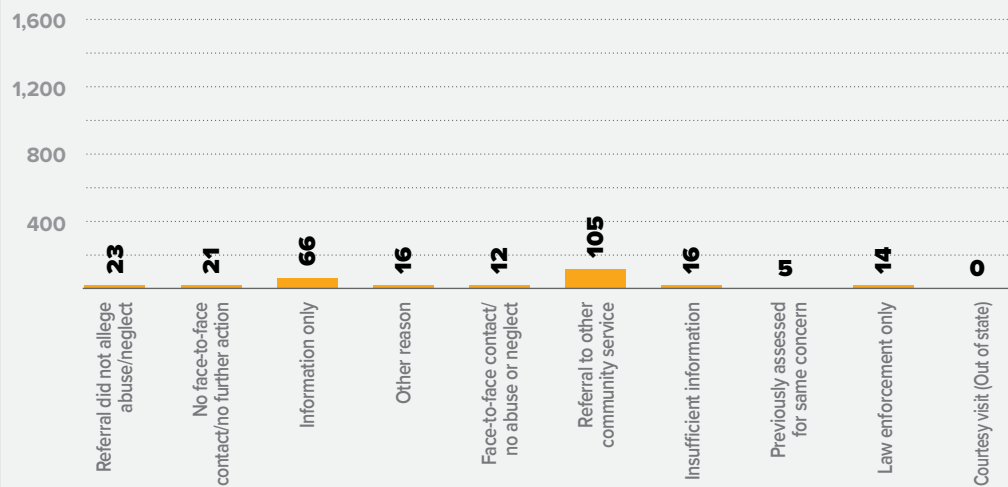
## 2018 REPORTS OF GENERAL PROTECTIVE SERVICES

# 799

TOTAL REPORTS

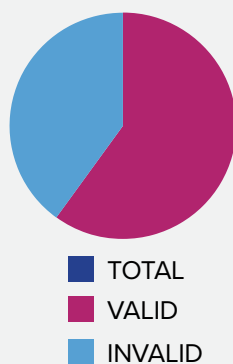


### BREAKDOWN REPORTS SCREENED OUT BY REASON



### BREAKDOWN VALID ASSESSED REPORTS

## 313



### NUMBER OF CHILDREN ASSESSED

## 789 TOTAL

## 473 VALID

CHILDREN  
ASSESSED  
PER 1,000  
CHILDREN

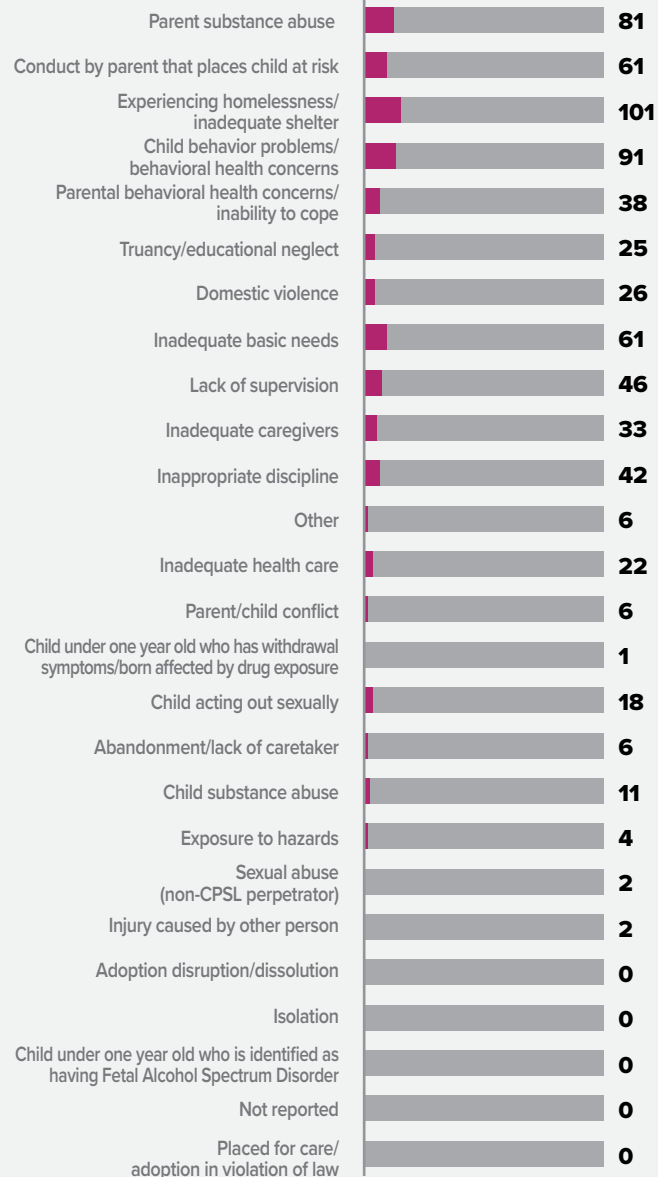
## 108.1 TOTAL

## 64.8 VALID

### VALID GPS ALLEGATIONS BY TYPE

# 683

TOTAL ALLEGATIONS



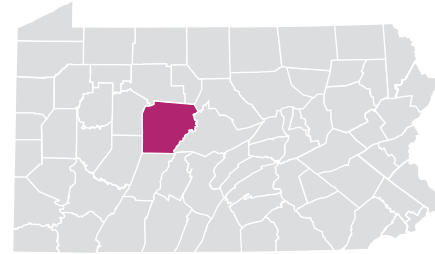
CLARION COUNTY

NOTES: A report may have more than one allegation for each report; therefore, the total number of allegations will be greater than the total number of reports. In some reports, more than one child was assessed with valid allegations; therefore, the number of children assessed exceeds the number of valid assessed reports.



# CLEARFIELD COUNTY

**RURAL** // POPULATION • 80,539 / POPULATION UNDER 18 • 14,990



## 2018 REPORTS OF CHILD ABUSE

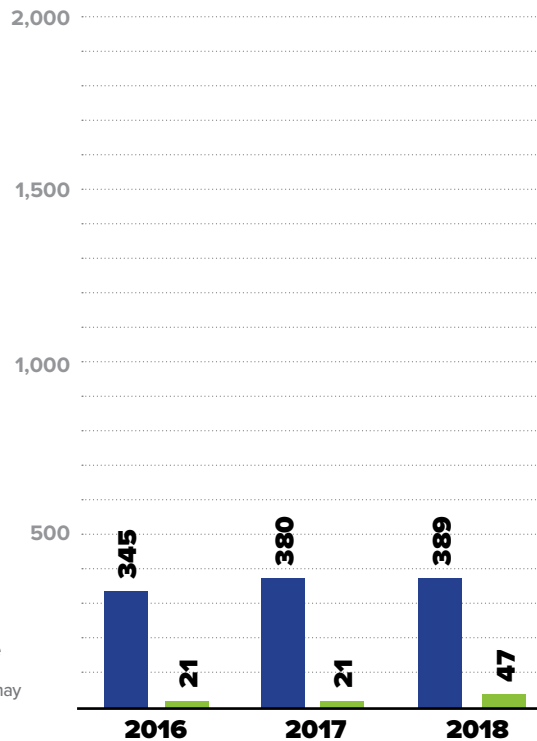
**389**

■ TOTAL REPORTS

**47**

■ SUBSTANTIATED REPORTS

NOTE: CPS and GPS data reported were investigated and substantiated by the county children and youth agency and may vary from statewide data which include both county and regional investigations.



**SUBSTANTIATED REPORTS BY GENDER OF VICTIM**



**FEMALE**

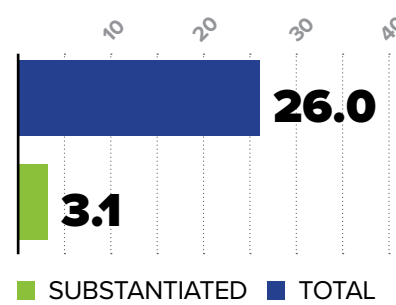
**27**  
57.4%



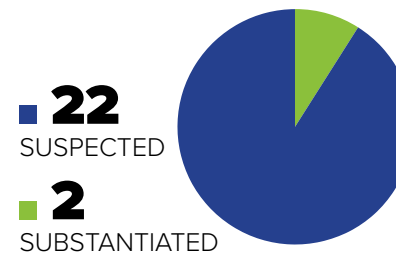
**MALE**

**20**  
42.6%

## CHILD ABUSE REPORTS PER 1,000 CHILDREN



## CASES OF REPEAT ABUSE SUBSTANTIATED REPORTS



## TYPES OF ALLEGATIONS SUBSTANTIATED REPORTS




**65** TOTAL ALLEGATIONS

- **30** (46.2%) Sexual abuse
- **21** (32.3%) Physical abuse/bodily injury
- **9** (13.8%) Reasonable likelihood of bodily injury
- **5** (7.7%) Serious physical neglect
- **0** (0.0%) Engaging in per se acts
- **0** (0.0%) Likelihood of sexual abuse/exploitation
- **0** (0.0%) Serious mental injury
- **0** (0.0%) Severe form of trafficking in persons or sex trafficking
- **0** (0.0%) Munchausen Syndrome by proxy/medical abuse

NOTES: A report may have more than one allegation for each report; therefore, the total number of allegations will be greater than the total number of reports.

**\$1,434,251**

**EXPENDITURES** CHILD ABUSE INVESTIGATIONS AND GENERAL PROTECTIVE SERVICES ASSESSMENTS



NOTE: Expenditures include only state funding.

## 2018 FATALITIES

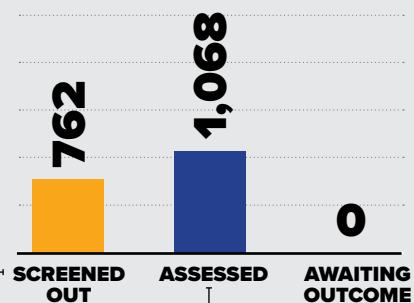
**0/47** ▶

## 2018 NEAR FATALITIES

**2/89** ▶

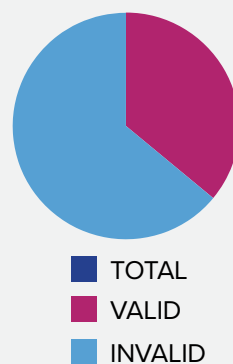
## 2018 REPORTS OF GENERAL PROTECTIVE SERVICES

**1,830**  
TOTAL REPORTS



### BREAKDOWN VALID ASSESSED REPORTS

**389**



### NUMBER OF CHILDREN ASSESSED

**1,536**  
TOTAL

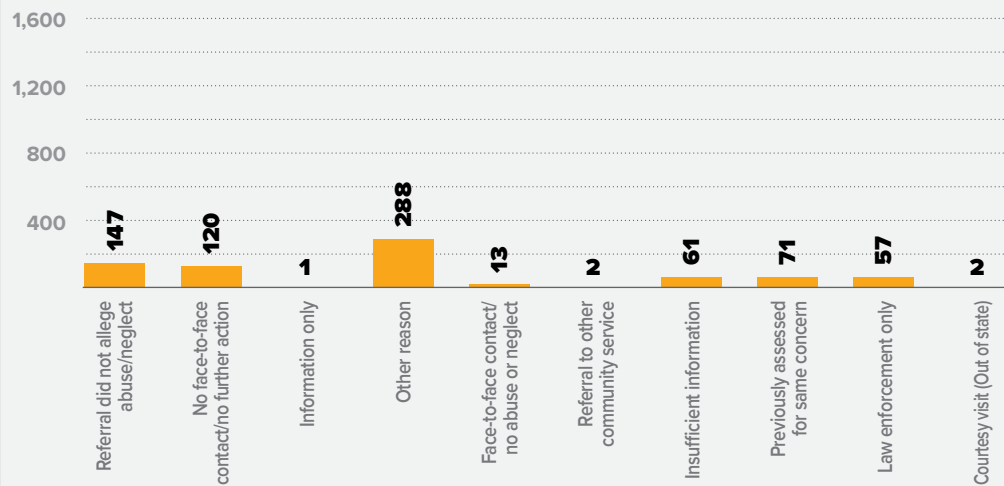
**517**  
VALID

CHILDREN  
ASSESSED  
PER 1,000  
CHILDREN

**102.5**  
TOTAL

**34.5**  
VALID

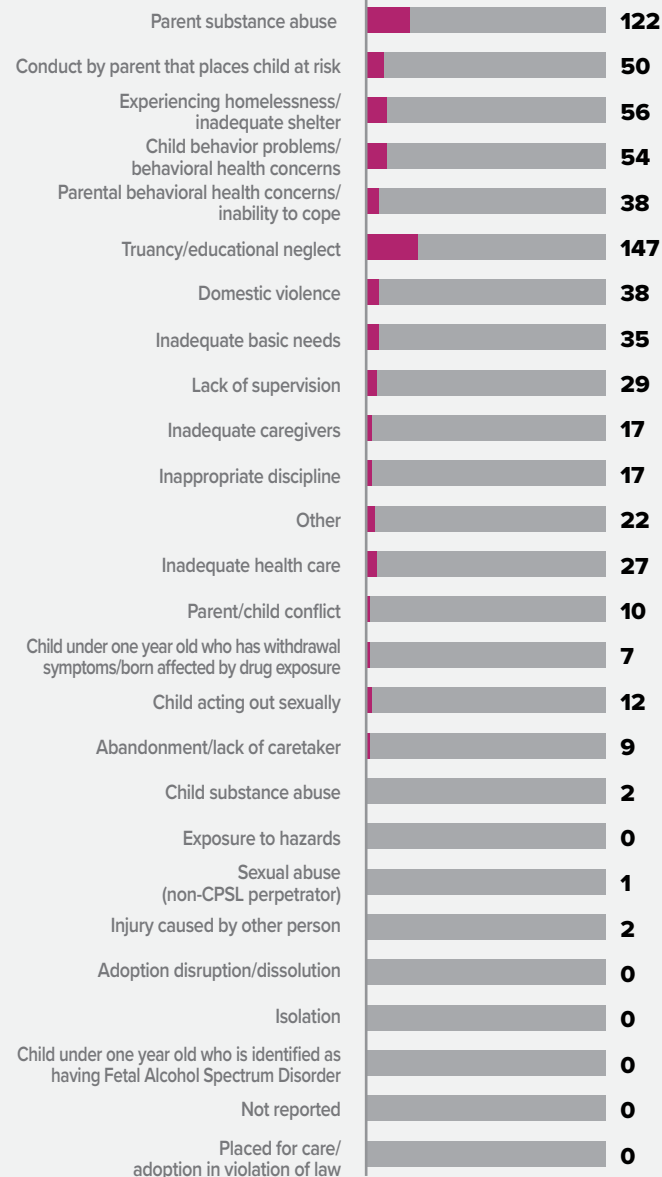
### BREAKDOWN REPORTS SCREENED OUT BY REASON



### VALID GPS ALLEGATIONS BY TYPE

**695**

TOTAL ALLEGATIONS



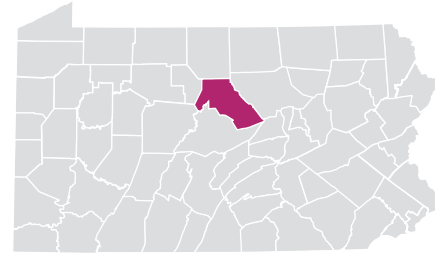
**CLEARFIELD COUNTY**

NOTES: A report may have more than one allegation for each report; therefore, the total number of allegations will be greater than the total number of reports. In some reports, more than one child was assessed with valid allegations; therefore, the number of children assessed exceeds the number of valid assessed reports.



# CLINTON COUNTY

**RURAL** // POPULATION • 39,321 / POPULATION UNDER 18 • 8,004



## 2018 REPORTS OF CHILD ABUSE

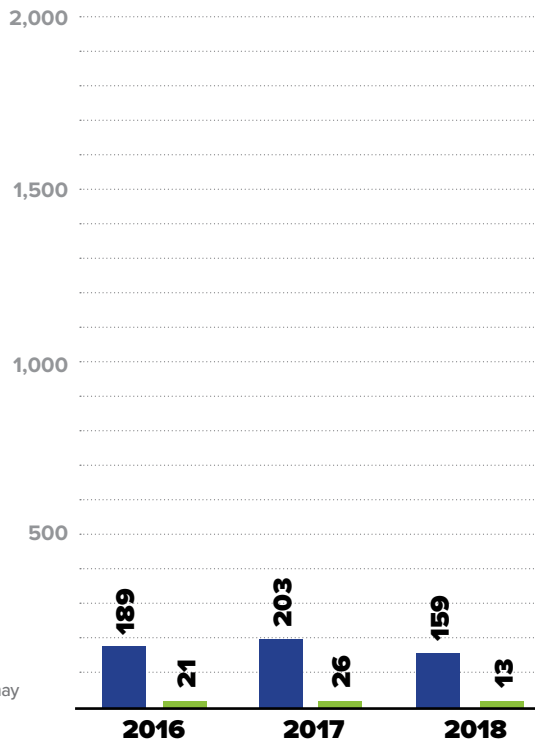
**159**

■ TOTAL REPORTS

**13**

■ SUBSTANTIATED REPORTS

NOTE: CPS and GPS data reported were investigated and substantiated by the county children and youth agency and may vary from statewide data which include both county and regional investigations.



### SUBSTANTIATED REPORTS BY GENDER OF VICTIM



**FEMALE**

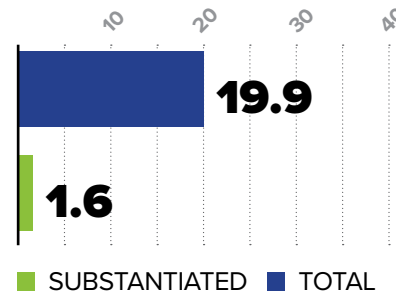
**9**  
69.2%



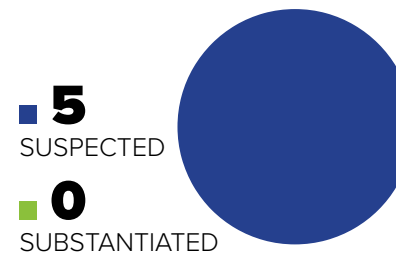
**MALE**

**4**  
30.8%

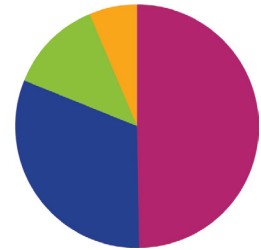
### CHILD ABUSE REPORTS PER 1,000 CHILDREN



### CASES OF REPEAT ABUSE SUBSTANTIATED REPORTS



### TYPES OF ALLEGATIONS SUBSTANTIATED REPORTS



**16** TOTAL ALLEGATIONS

- **8** (50.0%) Physical abuse/bodily injury
- **5** (31.3%) Sexual abuse
- **2** (12.5%) Serious physical neglect
- **1** (6.3%) Reasonable likelihood of bodily injury
- **0** (0.0%) Engaging in per se acts
- **0** (0.0%) Likelihood of sexual abuse/exploitation
- **0** (0.0%) Serious mental injury
- **0** (0.0%) Severe form of trafficking in persons or sex trafficking
- **0** (0.0%) Munchausen Syndrome by proxy/medical abuse

NOTES: A report may have more than one allegation for each report; therefore, the total number of allegations will be greater than the total number of reports.

**\$712,972**

**EXPENDITURES** CHILD ABUSE INVESTIGATIONS AND GENERAL PROTECTIVE SERVICES ASSESSMENTS



### 2018 FATALITIES

**0/47** ▶ 0 0 0

### 2018 NEAR FATALITIES

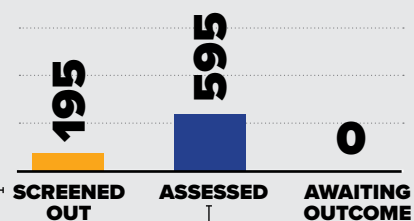
**1/89** ▶ 1 1 0

NOTE: Expenditures include only state funding.

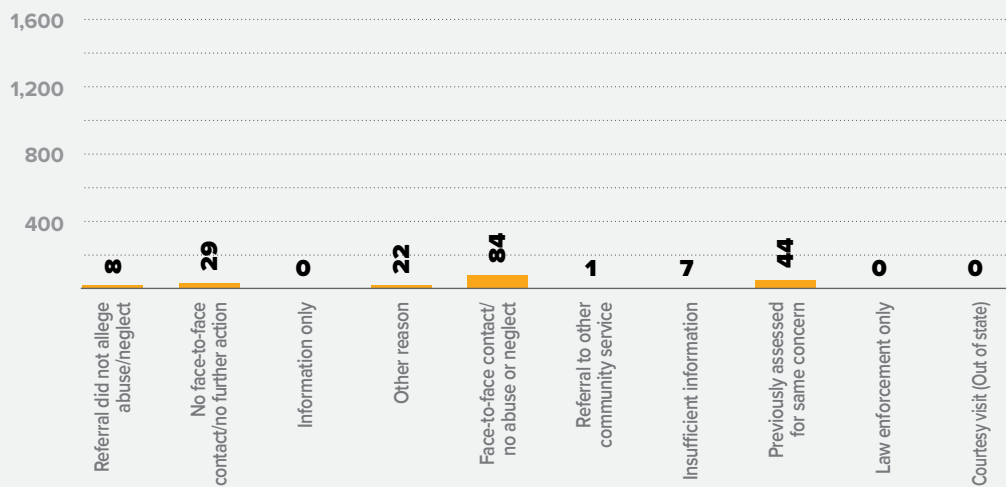
## 2018 REPORTS OF GENERAL PROTECTIVE SERVICES

# 790

TOTAL REPORTS

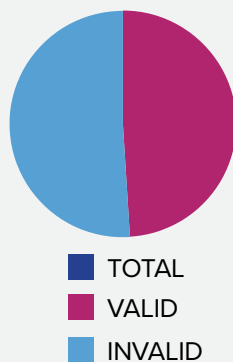


### BREAKDOWN REPORTS SCREENED OUT BY REASON



### BREAKDOWN VALID ASSESSED REPORTS

## 294



### NUMBER OF CHILDREN ASSESSED

## 879 TOTAL

## 415 VALID

CHILDREN  
ASSESSED  
PER 1,000  
CHILDREN

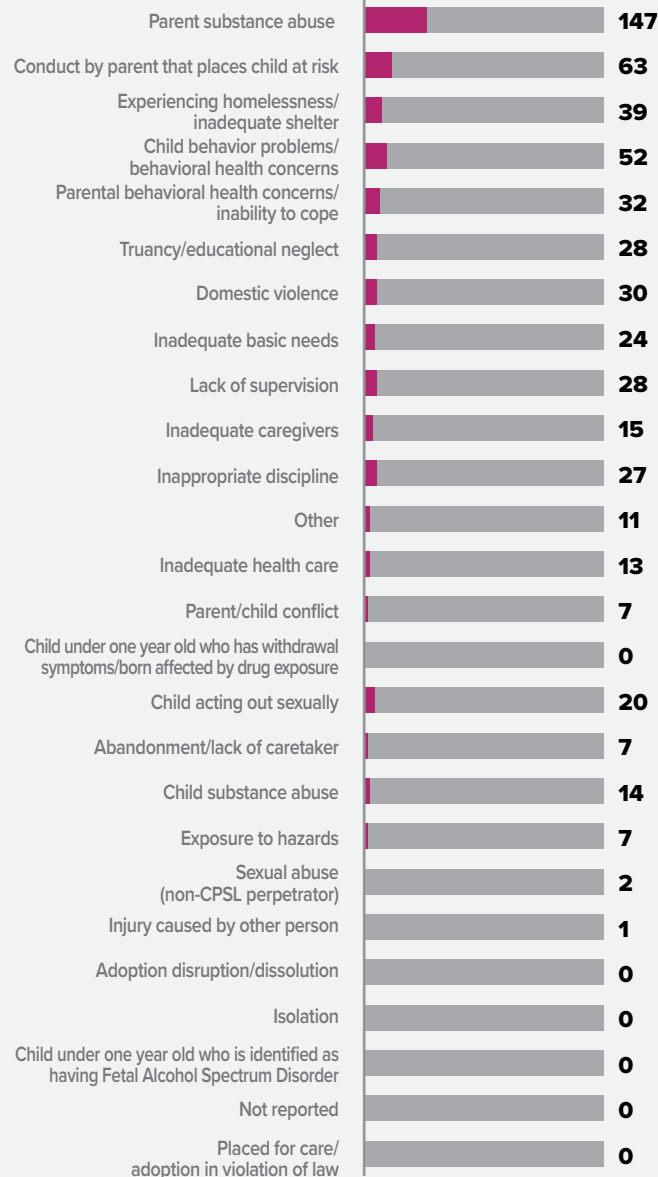
## 109.8 TOTAL

## 51.8 VALID

### VALID GPS ALLEGATIONS BY TYPE

# 567

TOTAL ALLEGATIONS

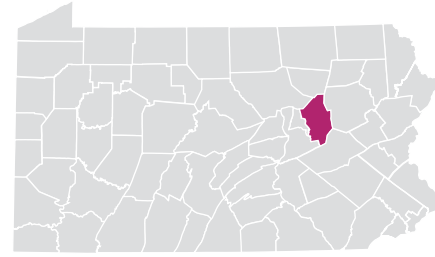


CLINTON COUNTY

NOTES: A report may have more than one allegation for each report; therefore, the total number of allegations will be greater than the total number of reports. In some reports, more than one child was assessed with valid allegations; therefore, the number of children assessed exceeds the number of valid assessed reports.

# COLUMBIA COUNTY

**RURAL** // POPULATION • 66,615 / POPULATION UNDER 18 • 11,868



## 2018 REPORTS OF CHILD ABUSE

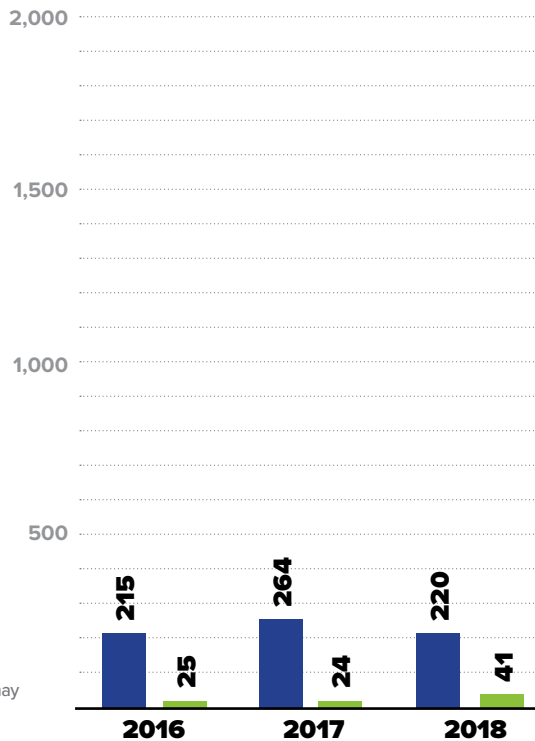
**220**

■ TOTAL REPORTS

**41**

■ SUBSTANTIATED REPORTS

NOTE: CPS and GPS data reported were investigated and substantiated by the county children and youth agency and may vary from statewide data which include both county and regional investigations.



**SUBSTANTIATED REPORTS BY GENDER OF VICTIM**



**FEMALE**

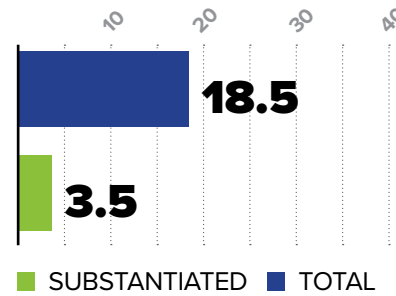
**22**  
53.7%



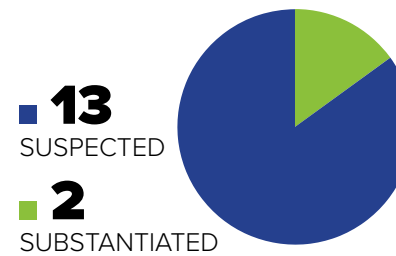
**MALE**

**19**  
46.3%

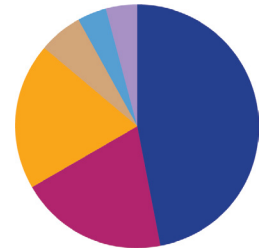
## CHILD ABUSE REPORTS PER 1,000 CHILDREN



## CASES OF REPEAT ABUSE SUBSTANTIATED REPORTS



## TYPES OF ALLEGATIONS SUBSTANTIATED REPORTS



**51** TOTAL ALLEGATIONS

- **24** (47.1%) Sexual abuse
- **10** (19.6%) Physical abuse/bodily injury
- **10** (19.6%) Reasonable likelihood of bodily injury
- **3** (5.9%) Engaging in per se acts
- **2** (3.9%) Likelihood of sexual abuse/exploitation
- **2** (3.9%) Severe form of trafficking in persons or sex trafficking
- **0** (0.0%) Serious physical neglect
- **0** (0.0%) Serious mental injury
- **0** (0.0%) Munchausen Syndrome by proxy/medical abuse

NOTES: A report may have more than one allegation for each report; therefore, the total number of allegations will be greater than the total number of reports.

**\$573,451**

**EXPENDITURES** CHILD ABUSE INVESTIGATIONS AND GENERAL PROTECTIVE SERVICES ASSESSMENTS



## 2018 FATALITIES

**0/47** ▶

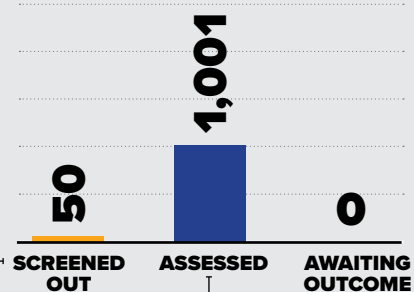
## 2018 NEAR FATALITIES

**0/89** ▶

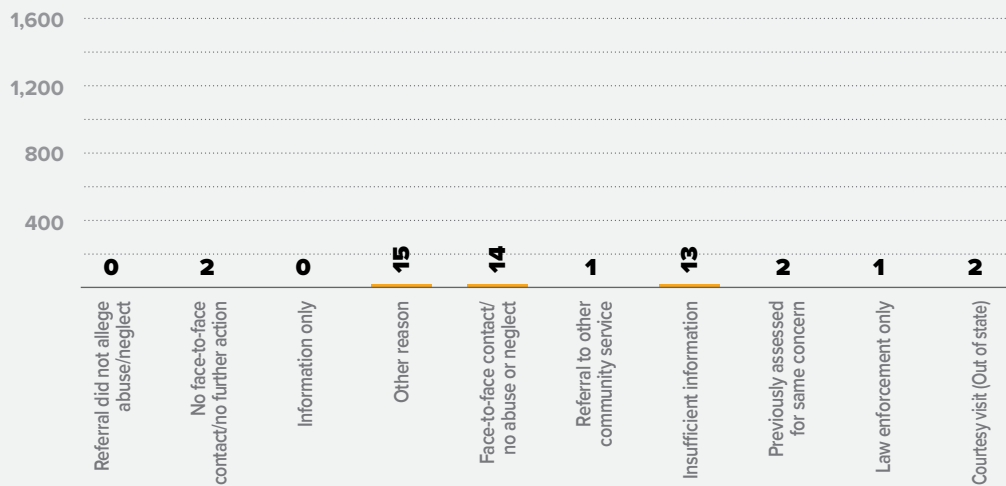
NOTE: Expenditures include only state funding.

## 2018 REPORTS OF GENERAL PROTECTIVE SERVICES

**1,051**  
TOTAL REPORTS

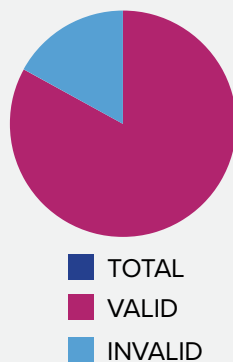


### BREAKDOWN REPORTS SCREENED OUT BY REASON



### BREAKDOWN VALID ASSESSED REPORTS

**835**



### NUMBER OF CHILDREN ASSESSED

**1,487**  
TOTAL

**1,196**  
VALID

CHILDREN  
ASSESSED  
PER 1,000  
CHILDREN

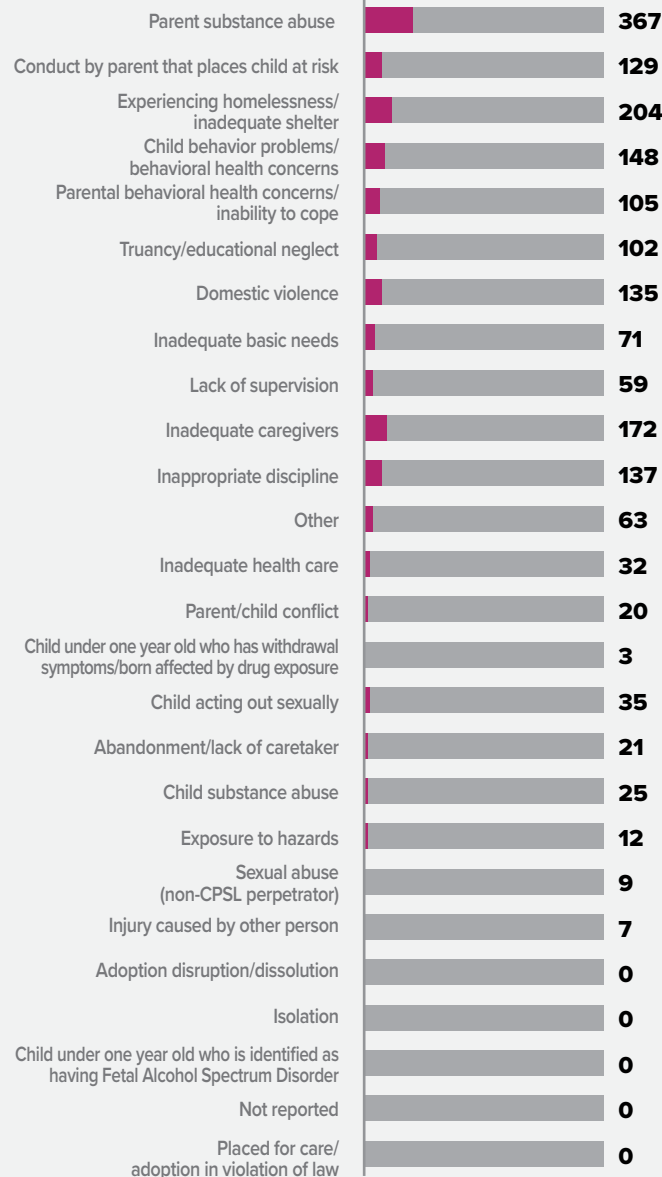
**125.3**  
TOTAL

**100.8**  
VALID

### VALID GPS ALLEGATIONS BY TYPE

**1,856**

TOTAL ALLEGATIONS



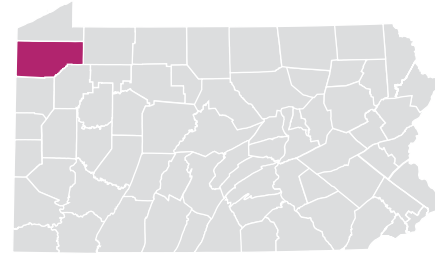
**COLUMBIA COUNTY**

NOTES: A report may have more than one allegation for each report; therefore, the total number of allegations will be greater than the total number of reports. In some reports, more than one child was assessed with valid allegations; therefore, the number of children assessed exceeds the number of valid assessed reports.



# CRAWFORD COUNTY

**RURAL** // POPULATION • 86,847 / POPULATION UNDER 18 • 18,464



## 2018 REPORTS OF CHILD ABUSE

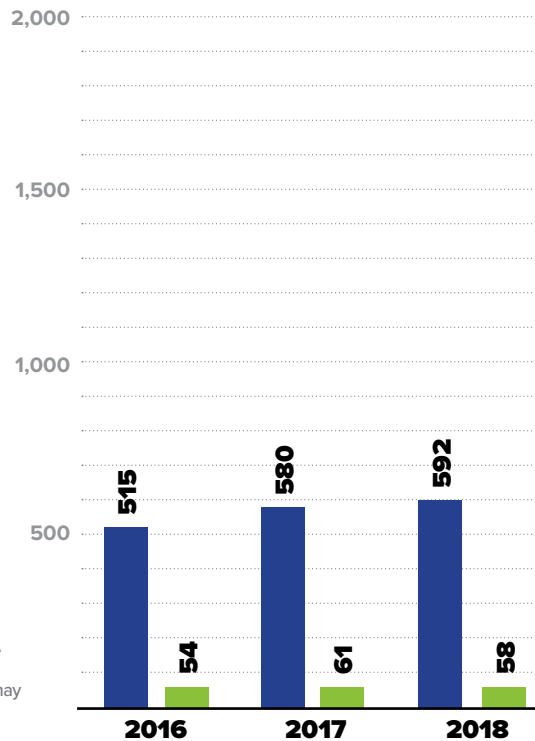
**592**

■ TOTAL REPORTS

**58**

■ SUBSTANTIATED REPORTS

NOTE: CPS and GPS data reported were investigated and substantiated by the county children and youth agency and may vary from statewide data which include both county and regional investigations.



**SUBSTANTIATED REPORTS BY GENDER OF VICTIM**



**FEMALE**

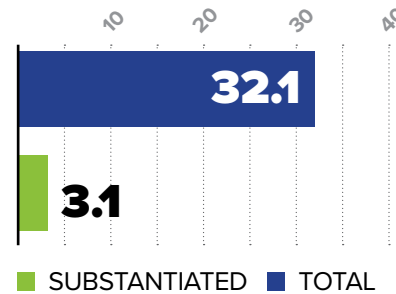
**45**  
77.6%



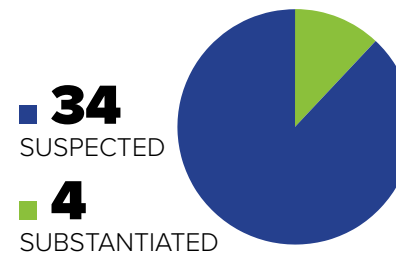
**MALE**

**13**  
22.4%

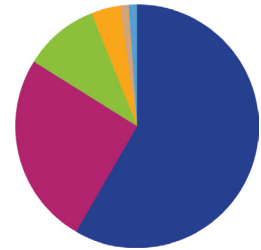
## CHILD ABUSE REPORTS PER 1,000 CHILDREN



## CASES OF REPEAT ABUSE SUBSTANTIATED REPORTS



## TYPES OF ALLEGATIONS SUBSTANTIATED REPORTS



**99** TOTAL ALLEGATIONS

- 58** (58.6%) Sexual abuse
- 25** (25.3%) Physical abuse/bodily injury
- 10** (10.1%) Serious physical neglect
- 4** (4.0%) Reasonable likelihood of bodily injury
- 1** (1.0%) Engaging in per se acts
- 1** (1.0%) Likelihood of sexual abuse/exploitation
- 0** (0.0%) Serious mental injury
- 0** (0.0%) Severe form of trafficking in persons or sex trafficking
- 0** (0.0%) Munchausen Syndrome by proxy/medical abuse

NOTES: A report may have more than one allegation for each report; therefore, the total number of allegations will be greater than the total number of reports.

**\$2,123,657**

**EXPENDITURES** CHILD ABUSE INVESTIGATIONS AND GENERAL PROTECTIVE SERVICES ASSESSMENTS



NOTE: Expenditures include only state funding.

## 2018 FATALITIES

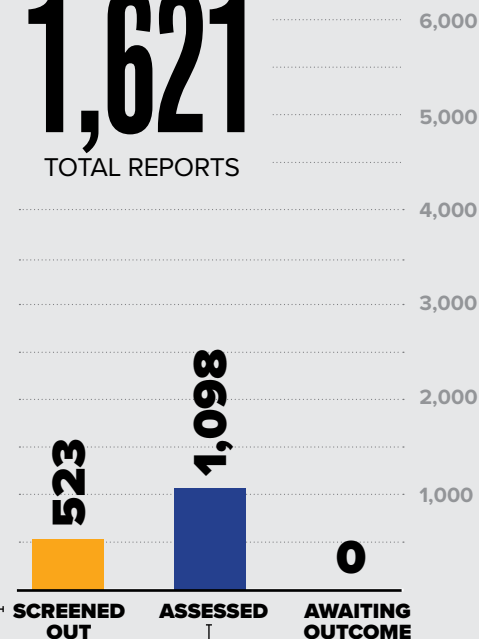
**2/47** ▶ **0** **2**

## 2018 NEAR FATALITIES

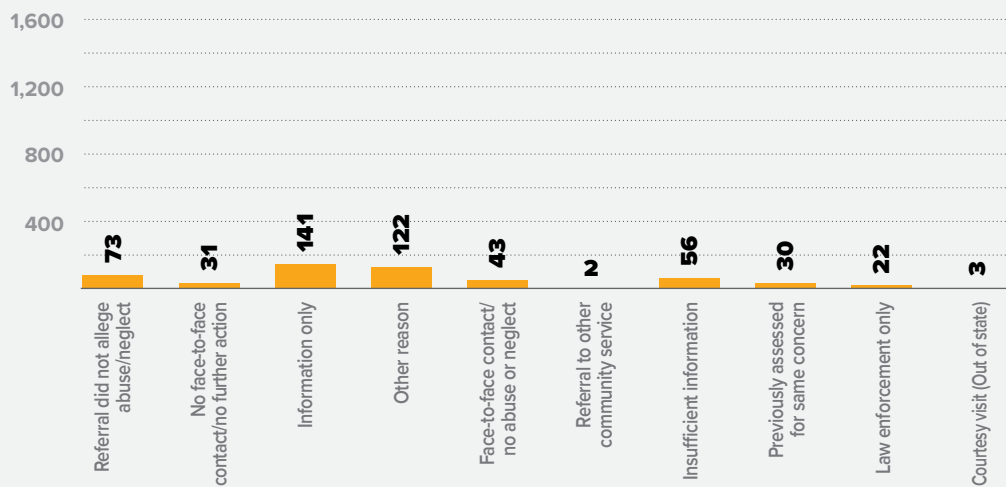
**0/89** ▶ **0** **0**

## 2018 REPORTS OF GENERAL PROTECTIVE SERVICES

**1,621**  
TOTAL REPORTS

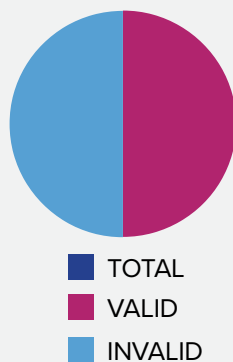


### BREAKDOWN REPORTS SCREENED OUT BY REASON



### BREAKDOWN VALID ASSESSED REPORTS

**554**



### NUMBER OF CHILDREN ASSESSED

**1,838**  
TOTAL

**896**  
VALID

CHILDREN  
ASSESSED  
PER 1,000  
CHILDREN

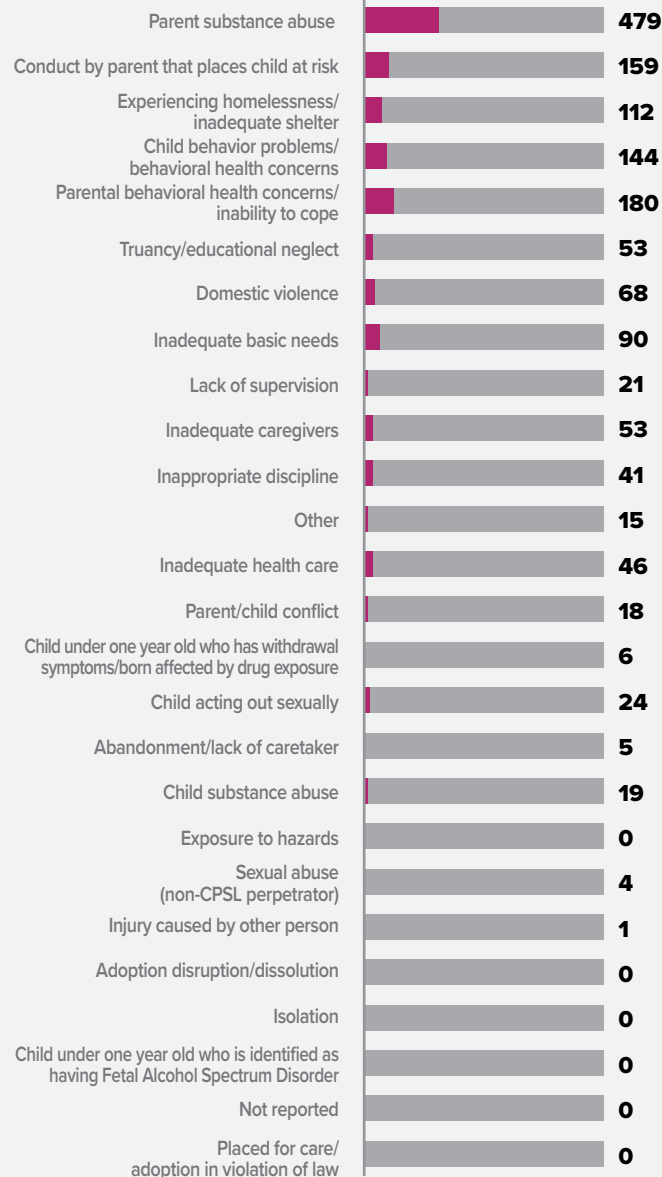
**99.5**  
TOTAL

**48.5**  
VALID

### VALID GPS ALLEGATIONS BY TYPE

**1,538**

TOTAL ALLEGATIONS

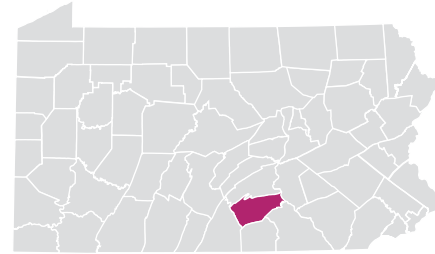


**CRAWFORD COUNTY**

NOTES: A report may have more than one allegation for each report; therefore, the total number of allegations will be greater than the total number of reports. In some reports, more than one child was assessed with valid allegations; therefore, the number of children assessed exceeds the number of valid assessed reports.

# CUMBERLAND COUNTY

**URBAN** // POPULATION • 245,801 / POPULATION UNDER 18 • 50,118



## 2018 REPORTS OF CHILD ABUSE

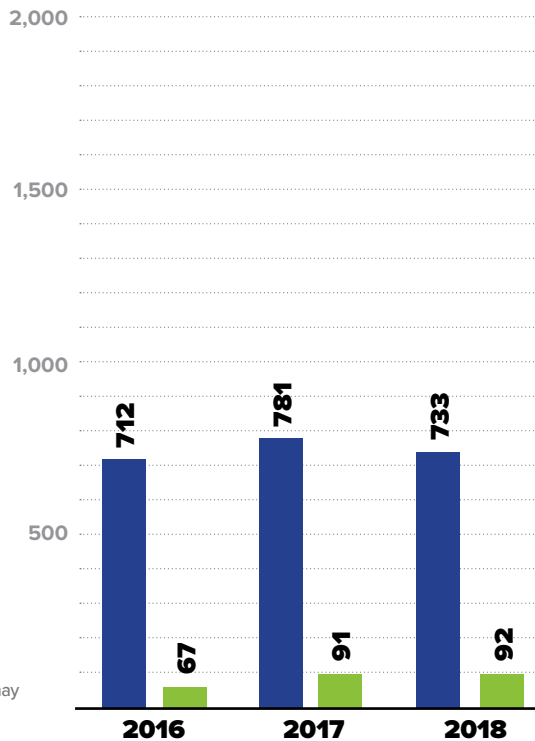
**733**

■ TOTAL REPORTS

**92**

■ SUBSTANTIATED  
REPORTS

NOTE: CPS and GPS data reported were investigated and substantiated by the county children and youth agency and may vary from statewide data which include both county and regional investigations.



**SUBSTANTIATED  
REPORTS  
BY GENDER  
OF VICTIM**



**FEMALE**

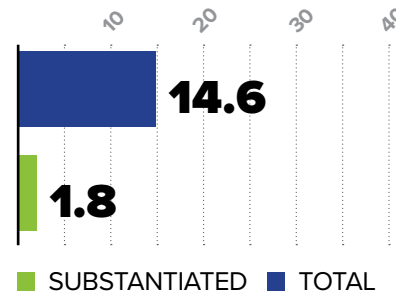
**56**  
60.9%



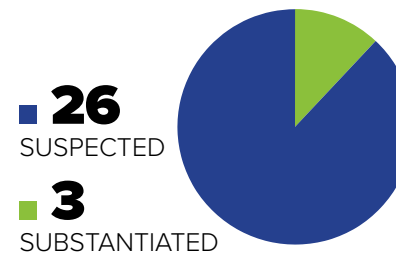
**MALE**

**36**  
39.1%

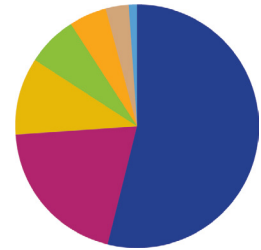
## CHILD ABUSE REPORTS PER 1,000 CHILDREN



## CASES OF REPEAT ABUSE SUBSTANTIATED REPORTS



## TYPES OF ALLEGATIONS SUBSTANTIATED REPORTS




**235** TOTAL  
ALLEGATIONS

- **127** (54.0%) Sexual abuse
- **47** (20.0%) Physical abuse/bodily injury
- **24** (10.2%) Serious mental injury
- **16** (6.8%) Serious physical neglect
- **12** (5.1%) Reasonable likelihood of bodily injury
- **7** (3.0%) Engaging in per se acts
- **2** (0.9%) Likelihood of sexual abuse/exploitation
- **0** (0.0%) Severe form of trafficking in persons or sex trafficking
- **0** (0.0%) Munchausen Syndrome by proxy/medical abuse

NOTES: A report may have more than one allegation for each report; therefore, the total number of allegations will be greater than the total number of reports.

**\$1,671,224**

**EXPENDITURES** CHILD ABUSE  
INVESTIGATIONS AND GENERAL  
PROTECTIVE SERVICES ASSESSMENTS



NOTE: Expenditures include only state funding.

## 2018 FATALITIES

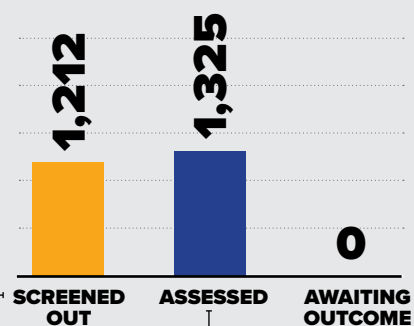
**1/47** ▶ **0** **1**

## 2018 NEAR FATALITIES

**0/89** ▶ **0** **0**

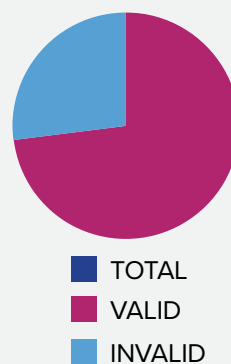
## 2018 REPORTS OF GENERAL PROTECTIVE SERVICES

**2,537**  
TOTAL REPORTS



### BREAKDOWN VALID ASSESSED REPORTS

**965**



### NUMBER OF CHILDREN ASSESSED

**2,196**  
TOTAL

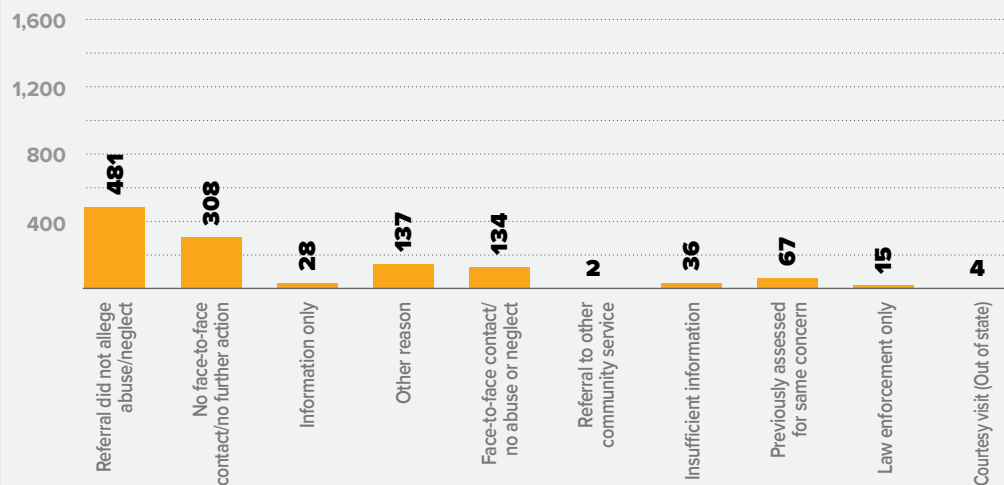
**1,568**  
VALID

CHILDREN  
ASSESSED  
PER 1,000  
CHILDREN

**43.8**  
TOTAL

**31.3**  
VALID

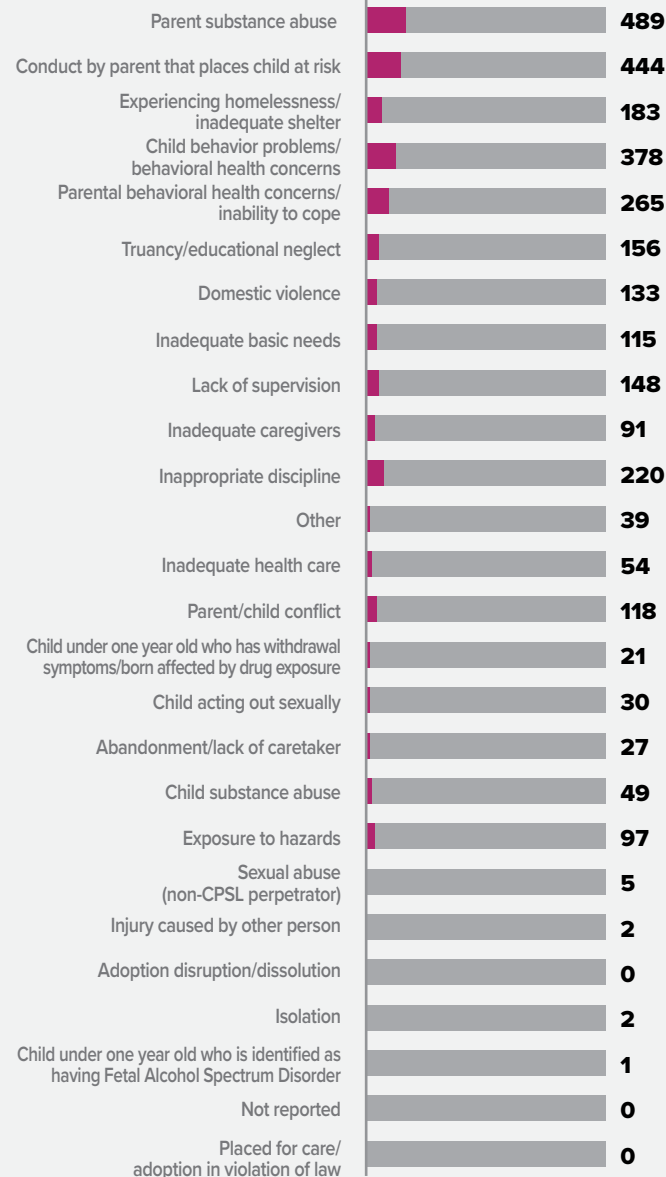
### BREAKDOWN REPORTS SCREENED OUT BY REASON



### VALID GPS ALLEGATIONS BY TYPE

**3,067**

TOTAL ALLEGATIONS



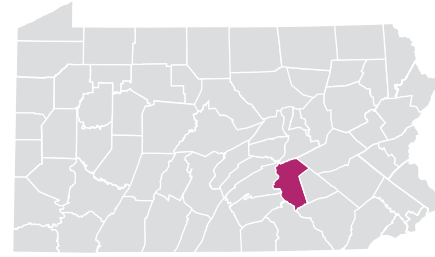
**CUMBERLAND COUNTY**

NOTES: A report may have more than one allegation for each report; therefore, the total number of allegations will be greater than the total number of reports. In some reports, more than one child was assessed with valid allegations; therefore, the number of children assessed exceeds the number of valid assessed reports.



# DAUPHIN COUNTY

**URBAN** // POPULATION • 273,329 / POPULATION UNDER 18 • 61,451

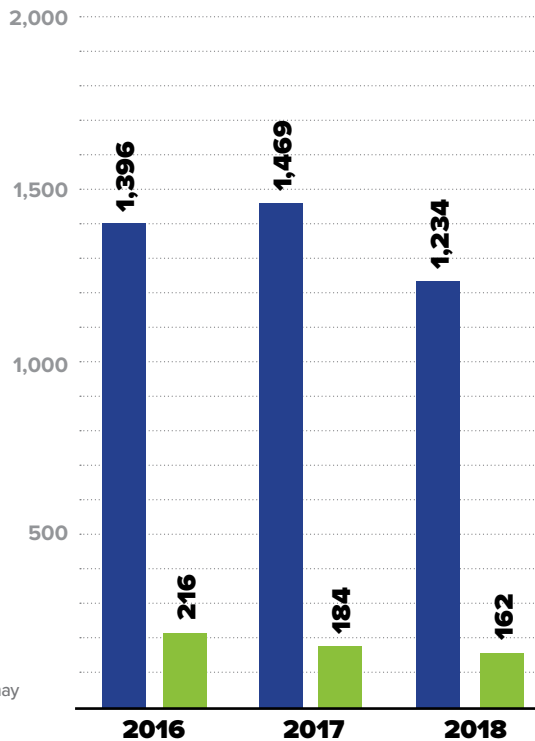


## 2018 REPORTS OF CHILD ABUSE

**1,234**  
TOTAL REPORTS

**162**  
SUBSTANTIATED REPORTS

NOTE: CPS and GPS data reported were investigated and substantiated by the county children and youth agency and may vary from statewide data which include both county and regional investigations.



### SUBSTANTIATED REPORTS BY GENDER OF VICTIM

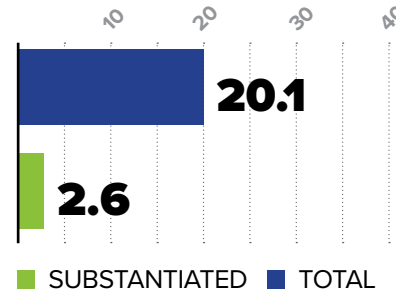


**FEMALE**  
**95**  
**58.6%**

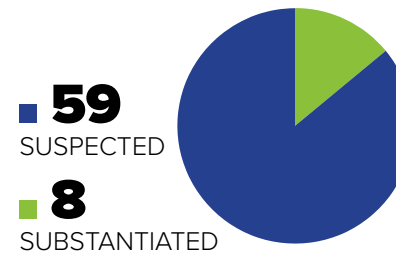


**MALE**  
**67**  
**41.4%**

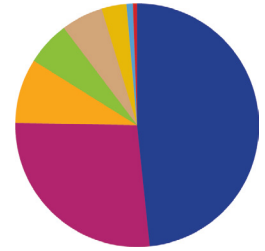
## CHILD ABUSE REPORTS PER 1,000 CHILDREN



## CASES OF REPEAT ABUSE SUBSTANTIATED REPORTS



## TYPES OF ALLEGATIONS SUBSTANTIATED REPORTS



**347** TOTAL ALLEGATIONS

- 168** (48.4%) Sexual abuse
- 94** (27.1%) Physical abuse/bodily injury
- 30** (8.6%) Reasonable likelihood of bodily injury
- 20** (5.8%) Serious physical neglect
- 19** (5.5%) Engaging in per se acts
- 12** (3.5%) Serious mental injury
- 3** (0.9%) Likelihood of sexual abuse/exploitation
- 1** (0.3%) Munchausen Syndrome by proxy/medical abuse
- 0** (0.0%) Severe form of trafficking in persons or sex trafficking

NOTES: A report may have more than one allegation for each report; therefore, the total number of allegations will be greater than the total number of reports.

**\$3,230,205**

**EXPENDITURES** CHILD ABUSE INVESTIGATIONS AND GENERAL PROTECTIVE SERVICES ASSESSMENTS



## 2018 FATALITIES

**1/47** ▶ **0** **1**

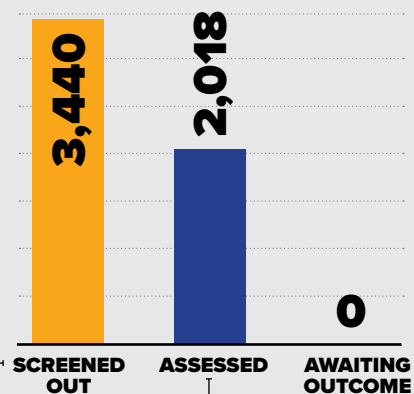
## 2018 NEAR FATALITIES

**1/89** ▶ **0** **1**

NOTE: Expenditures include only state funding.

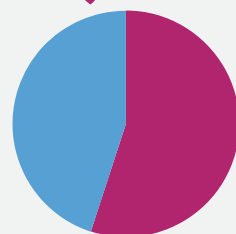
## 2018 REPORTS OF GENERAL PROTECTIVE SERVICES

**5,458**  
TOTAL REPORTS



### BREAKDOWN VALID ASSESSED REPORTS

**1,115**



■ TOTAL  
■ VALID  
■ INVALID

### NUMBER OF CHILDREN ASSESSED

**3,008**  
TOTAL

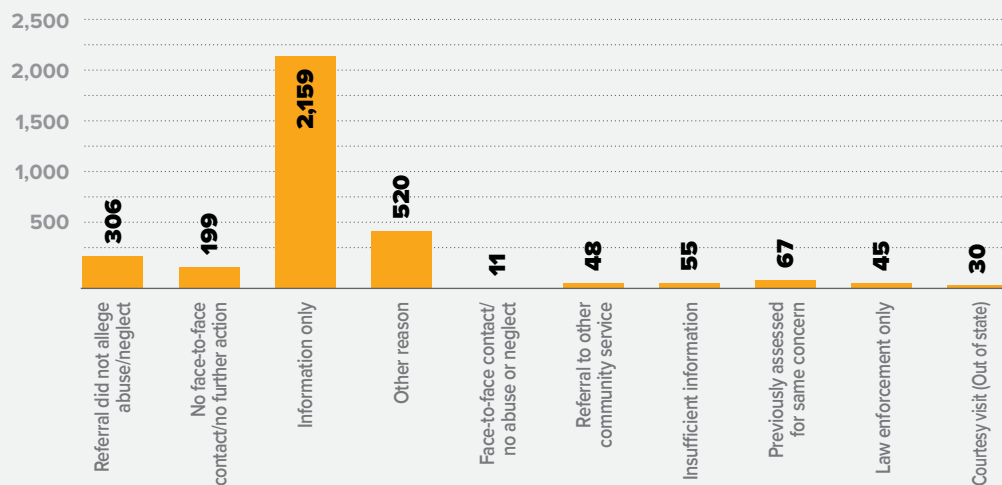
**1,555**  
VALID

CHILDREN  
ASSESSED  
PER 1,000  
CHILDREN

**48.9**  
TOTAL

**25.3**  
VALID

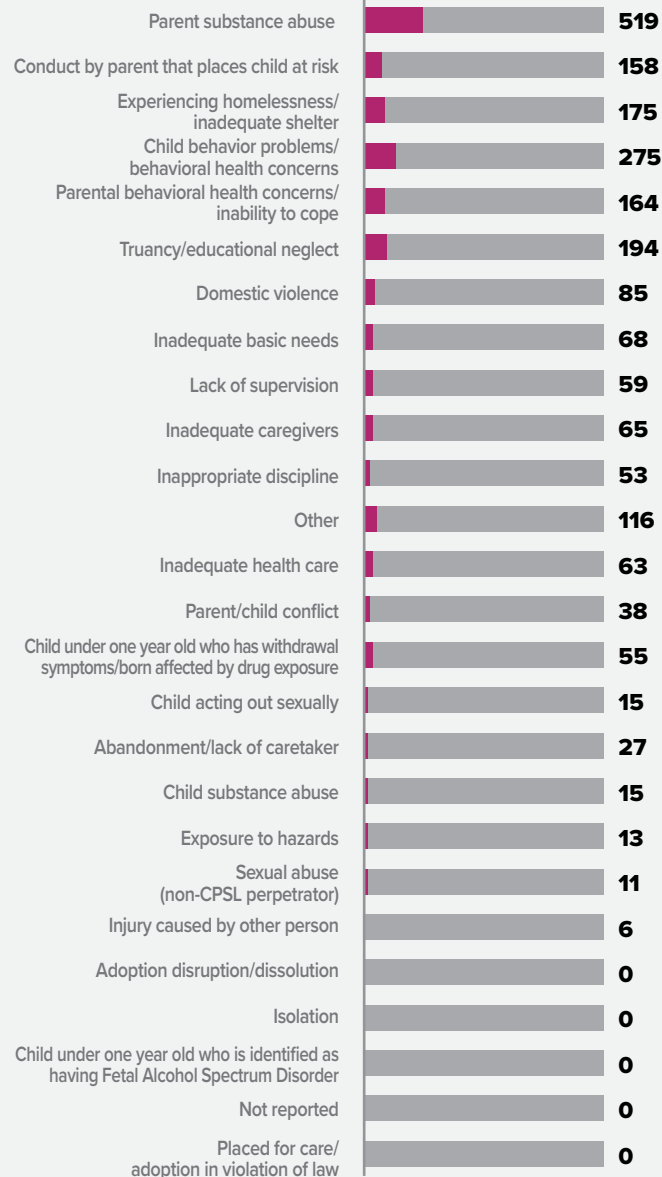
### BREAKDOWN REPORTS SCREENED OUT BY REASON



### VALID GPS ALLEGATIONS BY TYPE

**2,174**

TOTAL ALLEGATIONS



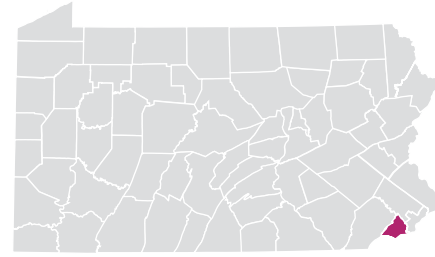
**DAUPHIN COUNTY**

NOTES: A report may have more than one allegation for each report; therefore, the total number of allegations will be greater than the total number of reports. In some reports, more than one child was assessed with valid allegations; therefore, the number of children assessed exceeds the number of valid assessed reports.



# DELAWARE COUNTY

**URBAN** // POPULATION • 563,384 / POPULATION UNDER 18 • 125,253



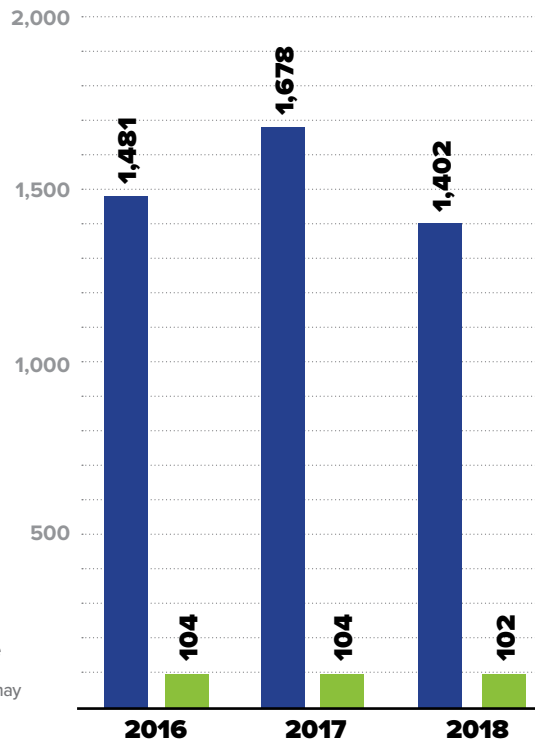
## 2018 REPORTS OF CHILD ABUSE

**1,402**  
TOTAL REPORTS

**102**  
SUBSTANTIATED REPORTS

■ TOTAL REPORTS  
■ SUBSTANTIATED REPORTS

NOTE: CPS and GPS data reported were investigated and substantiated by the county children and youth agency and may vary from statewide data which include both county and regional investigations.



### SUBSTANTIATED REPORTS BY GENDER OF VICTIM



**FEMALE**

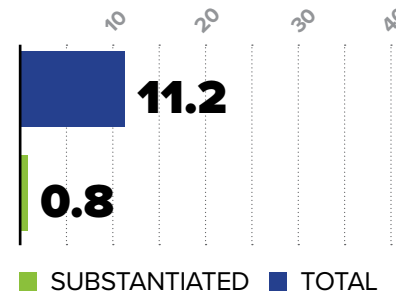
**63**  
61.8%



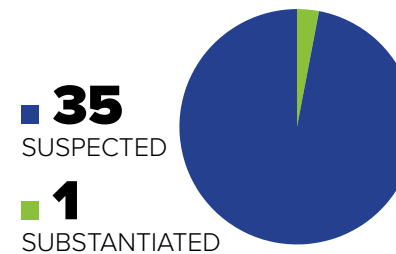
**MALE**

**39**  
38.2%

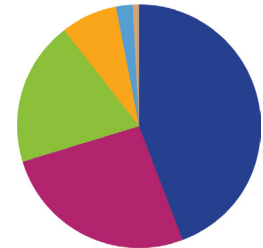
### CHILD ABUSE REPORTS PER 1,000 CHILDREN



### CASES OF REPEAT ABUSE SUBSTANTIATED REPORTS



### TYPES OF ALLEGATIONS SUBSTANTIATED REPORTS




**142** TOTAL ALLEGATIONS

- 63** (44.4%) Sexual abuse
- 37** (26.1%) Physical abuse/bodily injury
- 27** (19.0%) Serious physical neglect
- 11** (7.7%) Reasonable likelihood of bodily injury
- 3** (2.1%) Likelihood of sexual abuse/exploitation
- 1** (0.7%) Engaging in per se acts
- 0** (0.0%) Serious mental injury
- 0** (0.0%) Severe form of trafficking in persons or sex trafficking
- 0** (0.0%) Munchausen Syndrome by proxy/medical abuse

NOTES: A report may have more than one allegation for each report; therefore, the total number of allegations will be greater than the total number of reports.

**\$9,638,286**

**EXPENDITURES** CHILD ABUSE INVESTIGATIONS AND GENERAL PROTECTIVE SERVICES ASSESSMENTS



NOTE: Expenditures include only state funding.

### 2018 FATALITIES

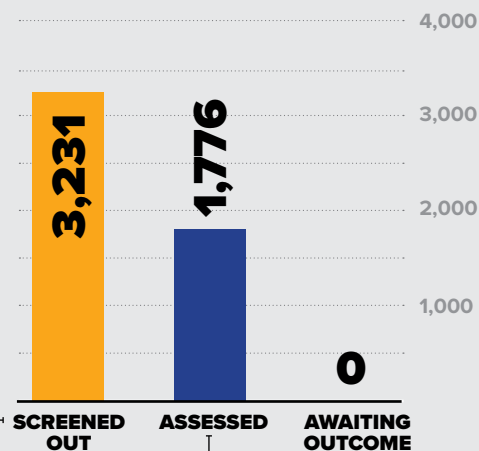
**2/47** ▶ 1 male 1 female

### 2018 NEAR FATALITIES

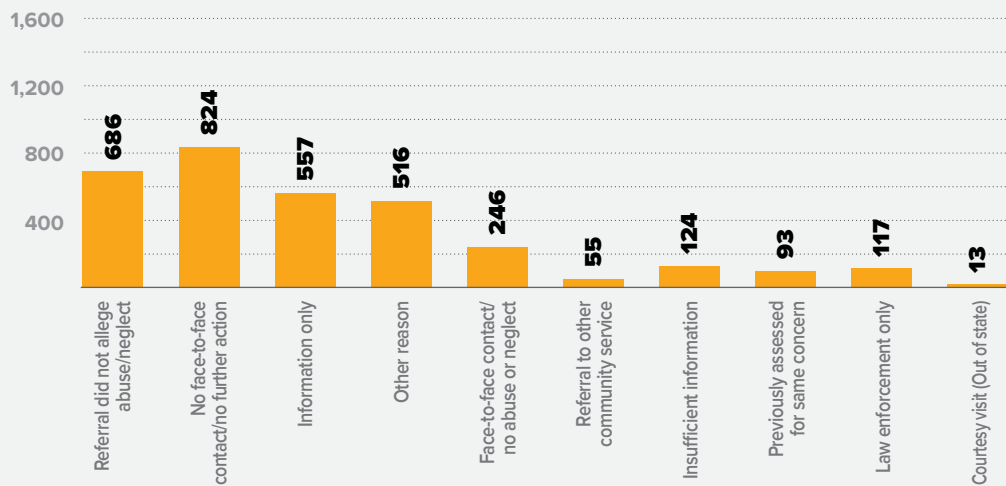
**4/89** ▶ 2 male 2 female

## 2018 REPORTS OF GENERAL PROTECTIVE SERVICES

**5,007**  
TOTAL REPORTS

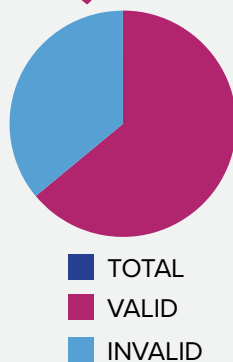


### BREAKDOWN REPORTS SCREENED OUT BY REASON



### BREAKDOWN VALID ASSESSED REPORTS

**1,141**



### NUMBER OF CHILDREN ASSESSED

**2,808**  
TOTAL

**1,780**  
VALID

CHILDREN  
ASSESSED  
PER 1,000  
CHILDREN

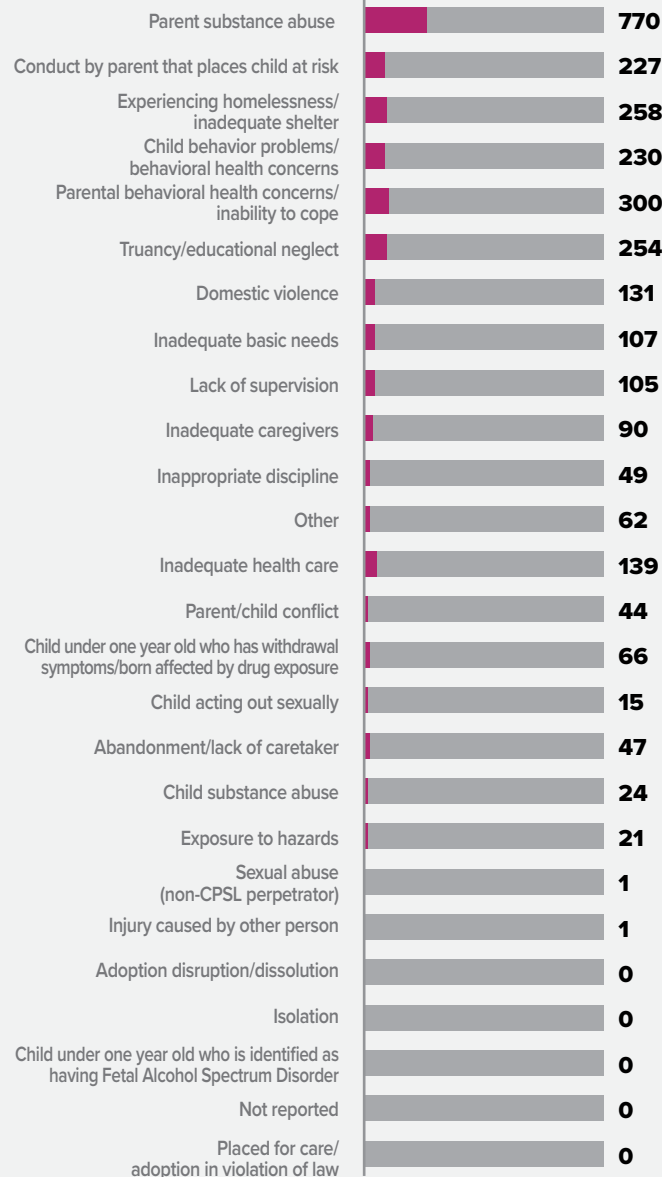
**22.4**  
TOTAL

**14.2**  
VALID

### VALID GPS ALLEGATIONS BY TYPE

**2,941**

TOTAL ALLEGATIONS



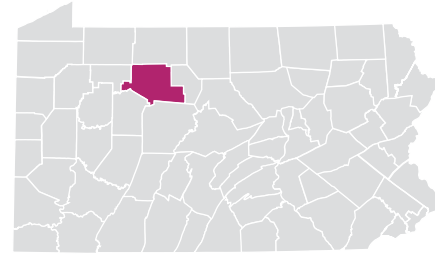
**DELAWARE COUNTY**

NOTES: A report may have more than one allegation for each report; therefore, the total number of allegations will be greater than the total number of reports. In some reports, more than one child was assessed with valid allegations; therefore, the number of children assessed exceeds the number of valid assessed reports.



# ELK COUNTY

**RURAL** // POPULATION • 30,781 / POPULATION UNDER 18 • 6,074



## 2018 REPORTS OF CHILD ABUSE

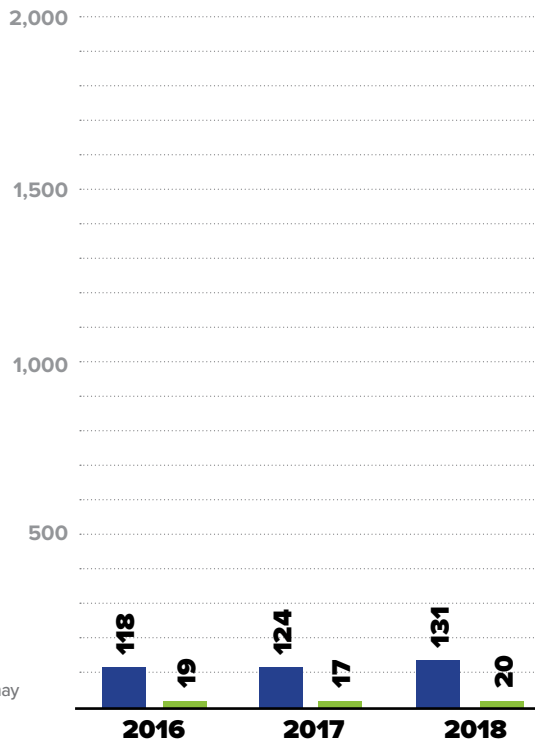
**131**

■ TOTAL REPORTS

**20**

■ SUBSTANTIATED  
REPORTS

NOTE: CPS and GPS data reported were investigated and substantiated by the county children and youth agency and may vary from statewide data which include both county and regional investigations.



### SUBSTANTIATED REPORTS BY GENDER OF VICTIM



**FEMALE**

**14**

**70.0%**

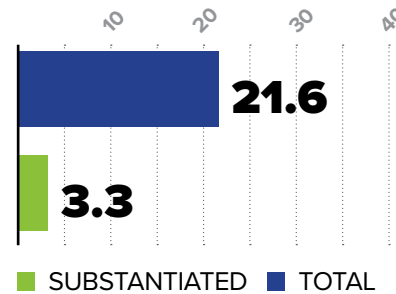


**MALE**

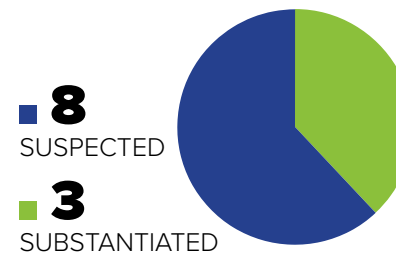
**6**

**30.0%**

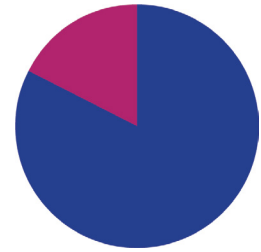
## CHILD ABUSE REPORTS PER 1,000 CHILDREN



## CASES OF REPEAT ABUSE SUBSTANTIATED REPORTS



## TYPES OF ALLEGATIONS SUBSTANTIATED REPORTS



**40** TOTAL  
ALLEGATIONS

- **33** (82.5%) Sexual abuse
- **7** (17.5%) Physical abuse/bodily injury
- **0** (0.0%) Serious physical neglect
- **0** (0.0%) Reasonable likelihood of bodily injury
- **0** (0.0%) Engaging in per se acts
- **0** (0.0%) Likelihood of sexual abuse/exploitation
- **0** (0.0%) Serious mental injury
- **0** (0.0%) Severe form of trafficking in persons or sex trafficking
- **0** (0.0%) Munchausen Syndrome by proxy/medical abuse

NOTES: A report may have more than one allegation for each report; therefore, the total number of allegations will be greater than the total number of reports.

**\$360,635**

**EXPENDITURES** CHILD ABUSE  
INVESTIGATIONS AND GENERAL  
PROTECTIVE SERVICES ASSESSMENTS



NOTE: Expenditures include only state funding.

## 2018 FATALITIES

**0/47** ▶

## 2018 NEAR FATALITIES

**0/89** ▶

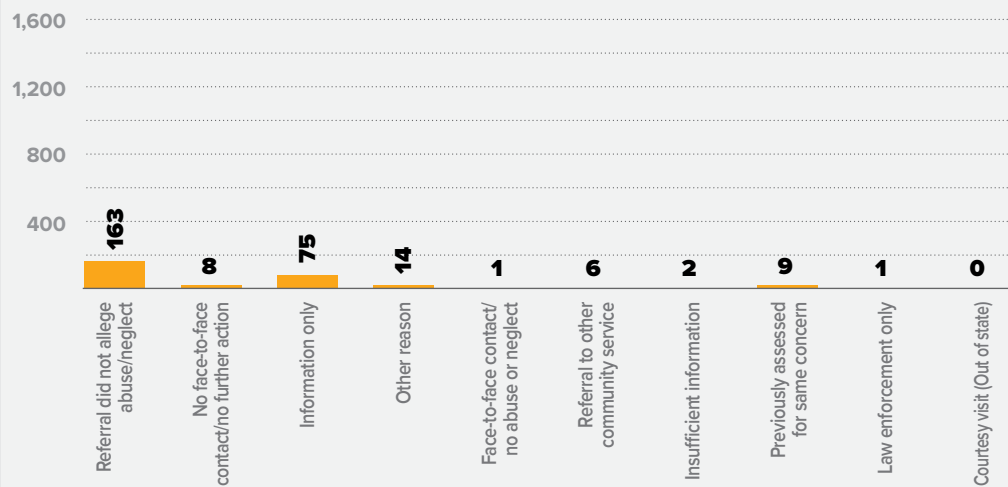
## 2018 REPORTS OF GENERAL PROTECTIVE SERVICES

# 452

TOTAL REPORTS

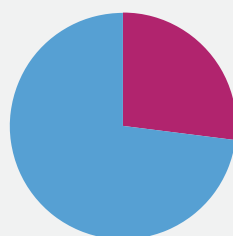


### BREAKDOWN REPORTS SCREENED OUT BY REASON



### BREAKDOWN VALID ASSESSED REPORTS

## 47



■ TOTAL  
■ VALID  
■ INVALID

### NUMBER OF CHILDREN ASSESSED

## 255 TOTAL

## 67 VALID

CHILDREN  
ASSESSED  
PER 1,000  
CHILDREN

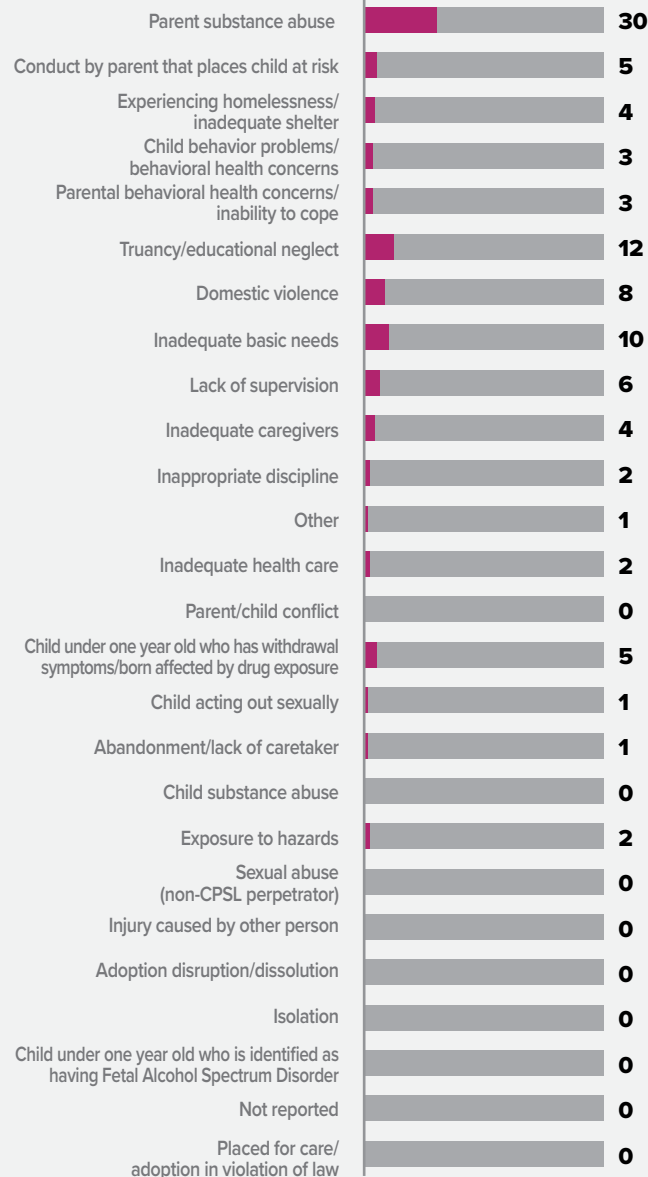
## 42.0 TOTAL

## 11.0 VALID

### VALID GPS ALLEGATIONS BY TYPE

# 99

TOTAL ALLEGATIONS



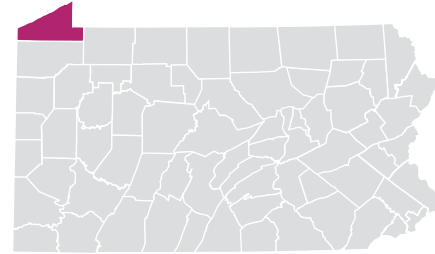
ELK COUNTY

NOTES: A report may have more than one allegation for each report; therefore, the total number of allegations will be greater than the total number of reports. In some reports, more than one child was assessed with valid allegations; therefore, the number of children assessed exceeds the number of valid assessed reports.



# ERIE COUNTY

**URBAN** // POPULATION • 277,794 / POPULATION UNDER 18 • 60,540

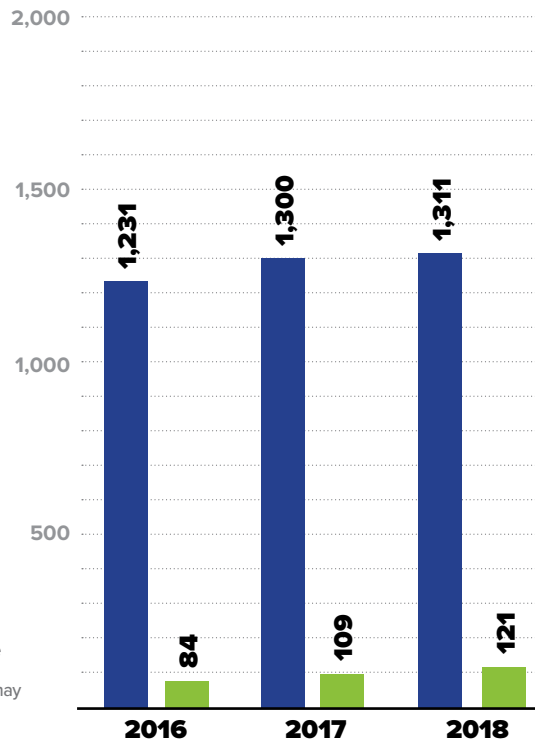


## 2018 REPORTS OF CHILD ABUSE

**1,311**  
TOTAL REPORTS

**121**  
SUBSTANTIATED REPORTS

NOTE: CPS and GPS data reported were investigated and substantiated by the county children and youth agency and may vary from statewide data which include both county and regional investigations.



### SUBSTANTIATED REPORTS BY GENDER OF VICTIM

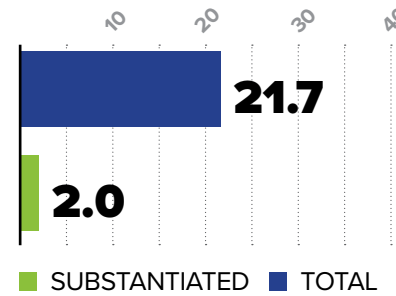


**FEMALE**  
**72**  
59.5%

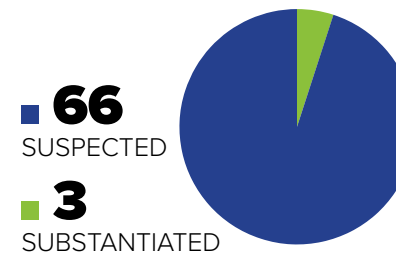


**MALE**  
**49**  
40.5%

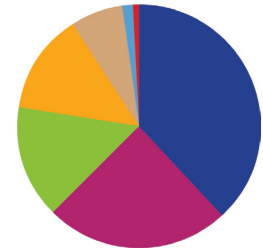
### CHILD ABUSE REPORTS PER 1,000 CHILDREN



### CASES OF REPEAT ABUSE SUBSTANTIATED REPORTS



### TYPES OF ALLEGATIONS SUBSTANTIATED REPORTS



**147** TOTAL ALLEGATIONS

- 56** (38.1%) Sexual abuse
- 36** (24.5%) Physical abuse/bodily injury
- 22** (15.0%) Serious physical neglect
- 20** (13.6%) Reasonable likelihood of bodily injury
- 10** (6.8%) Engaging in per se acts
- 2** (1.4%) Likelihood of sexual abuse/exploitation
- 1** (0.7%) Munchausen Syndrome by proxy/medical abuse
- 0** (0.0%) Serious mental injury
- 0** (0.0%) Severe form of trafficking in persons or sex trafficking

NOTES: A report may have more than one allegation for each report; therefore, the total number of allegations will be greater than the total number of reports.

**\$4,876,759**

**EXPENDITURES** CHILD ABUSE INVESTIGATIONS AND GENERAL PROTECTIVE SERVICES ASSESSMENTS



NOTE: Expenditures include only state funding.

### 2018 FATALITIES

**0/47** ▶ 0 0

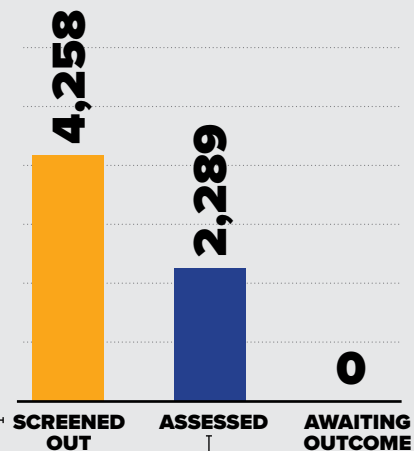
### 2018 NEAR FATALITIES

**2/89** ▶ 2 0

## 2018 REPORTS OF GENERAL PROTECTIVE SERVICES

# 6,547

TOTAL REPORTS



10,000

8,000

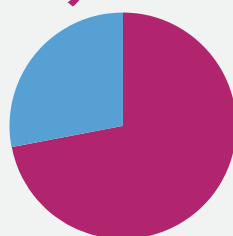
6,000

4,000

2,000

### BREAKDOWN VALID ASSESSED REPORTS

## 1,639



■ TOTAL  
■ VALID  
■ INVALID

### NUMBER OF CHILDREN ASSESSED

## 4,952 TOTAL

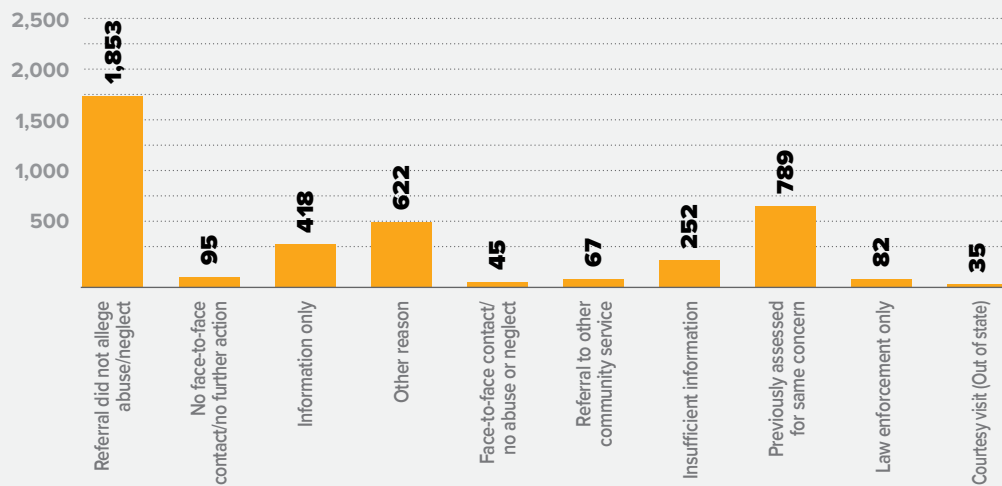
## 2,808 VALID

CHILDREN  
ASSESSED  
PER 1,000  
CHILDREN

## 81.8 TOTAL

## 46.4 VALID

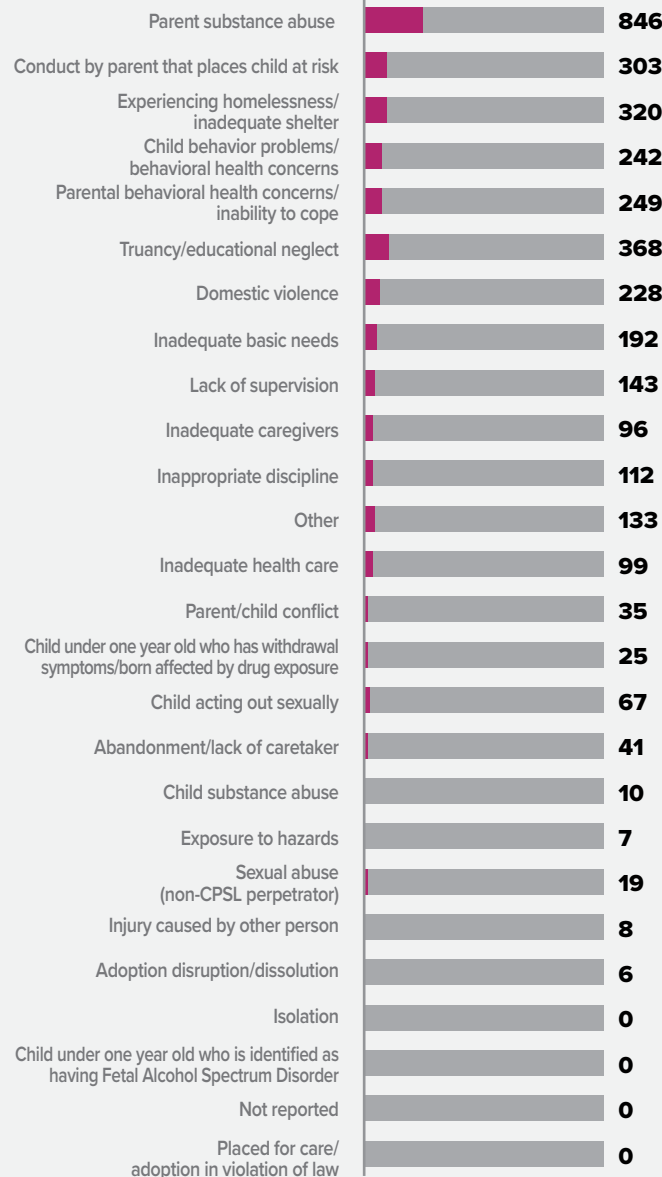
### BREAKDOWN REPORTS SCREENED OUT BY REASON



### VALID GPS ALLEGATIONS BY TYPE

# 3,549

TOTAL ALLEGATIONS



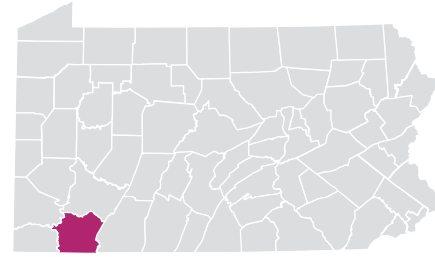
ERIE COUNTY

NOTES: A report may have more than one allegation for each report; therefore, the total number of allegations will be greater than the total number of reports. In some reports, more than one child was assessed with valid allegations; therefore, the number of children assessed exceeds the number of valid assessed reports.



# FAYETTE COUNTY

**RURAL** // POPULATION • 133,160 / POPULATION UNDER 18 • 25,938



## 2018 REPORTS OF CHILD ABUSE

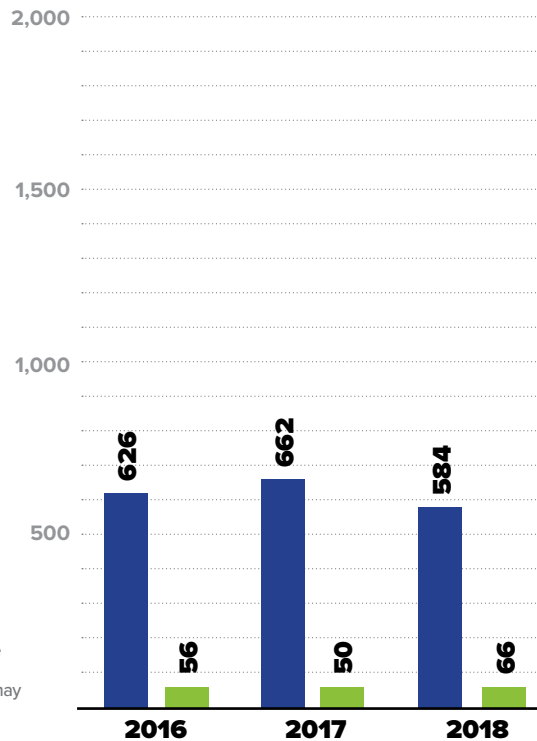
**584**

■ TOTAL REPORTS

**66**

■ SUBSTANTIATED REPORTS

NOTE: CPS and GPS data reported were investigated and substantiated by the county children and youth agency and may vary from statewide data which include both county and regional investigations.



**SUBSTANTIATED REPORTS BY GENDER OF VICTIM**



**FEMALE**

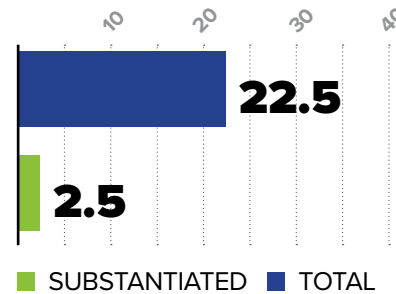
**45**  
68.2%



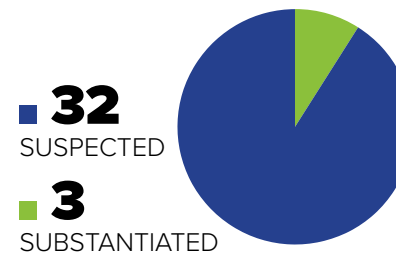
**MALE**

**21**  
31.8%

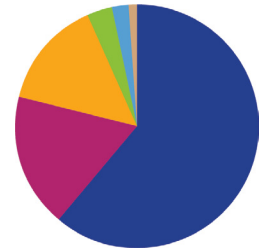
## CHILD ABUSE REPORTS PER 1,000 CHILDREN



## CASES OF REPEAT ABUSE SUBSTANTIATED REPORTS



## TYPES OF ALLEGATIONS SUBSTANTIATED REPORTS



**90** TOTAL ALLEGATIONS

- 55** (61.1%) Sexual abuse
- 16** (17.8%) Physical abuse/bodily injury
- 13** (14.4%) Reasonable likelihood of bodily injury
- 3** (3.3%) Serious physical neglect
- 2** (2.2%) Likelihood of sexual abuse/exploitation
- 1** (1.1%) Engaging in per se acts
- 0** (0.0%) Serious mental injury
- 0** (0.0%) Severe form of trafficking in persons or sex trafficking
- 0** (0.0%) Munchausen Syndrome by proxy/medical abuse

NOTES: A report may have more than one allegation for each report; therefore, the total number of allegations will be greater than the total number of reports.

**\$1,569,139**

**EXPENDITURES** CHILD ABUSE INVESTIGATIONS AND GENERAL PROTECTIVE SERVICES ASSESSMENTS



NOTE: Expenditures include only state funding.

## 2018 FATALITIES

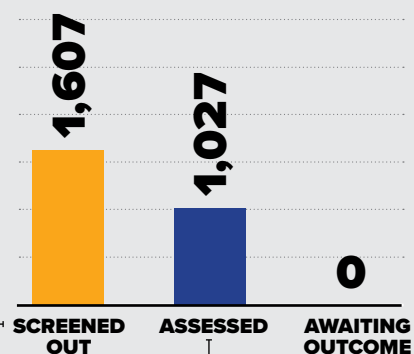
**0/47** ▶

## 2018 NEAR FATALITIES

**0/89** ▶

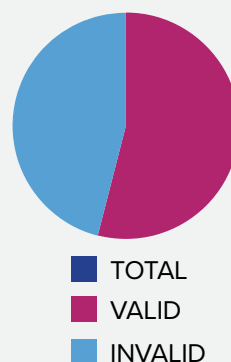
## 2018 REPORTS OF GENERAL PROTECTIVE SERVICES

**2,634**  
TOTAL REPORTS



### BREAKDOWN VALID ASSESSED REPORTS

**558**



### NUMBER OF CHILDREN ASSESSED

**1,769**  
TOTAL

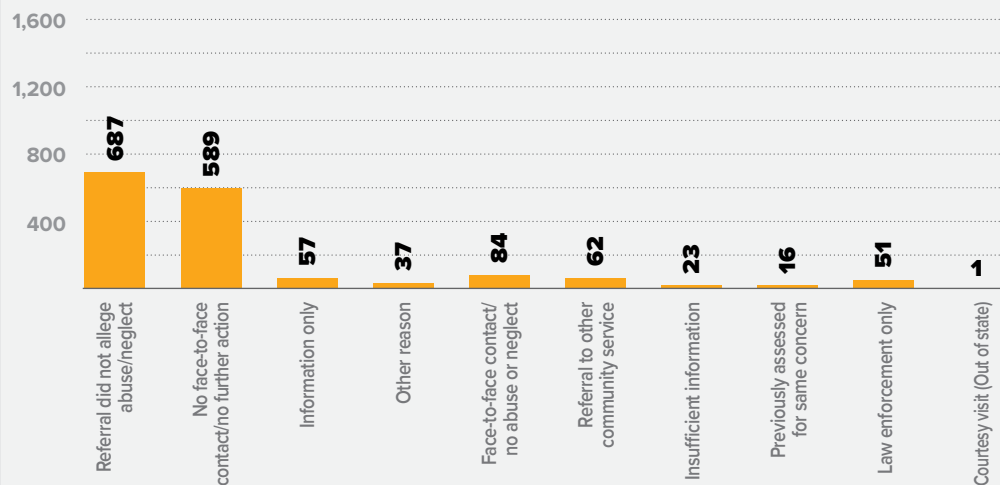
**939**  
VALID

CHILDREN  
ASSESSED  
PER 1,000  
CHILDREN

**68.2**  
TOTAL

**36.2**  
VALID

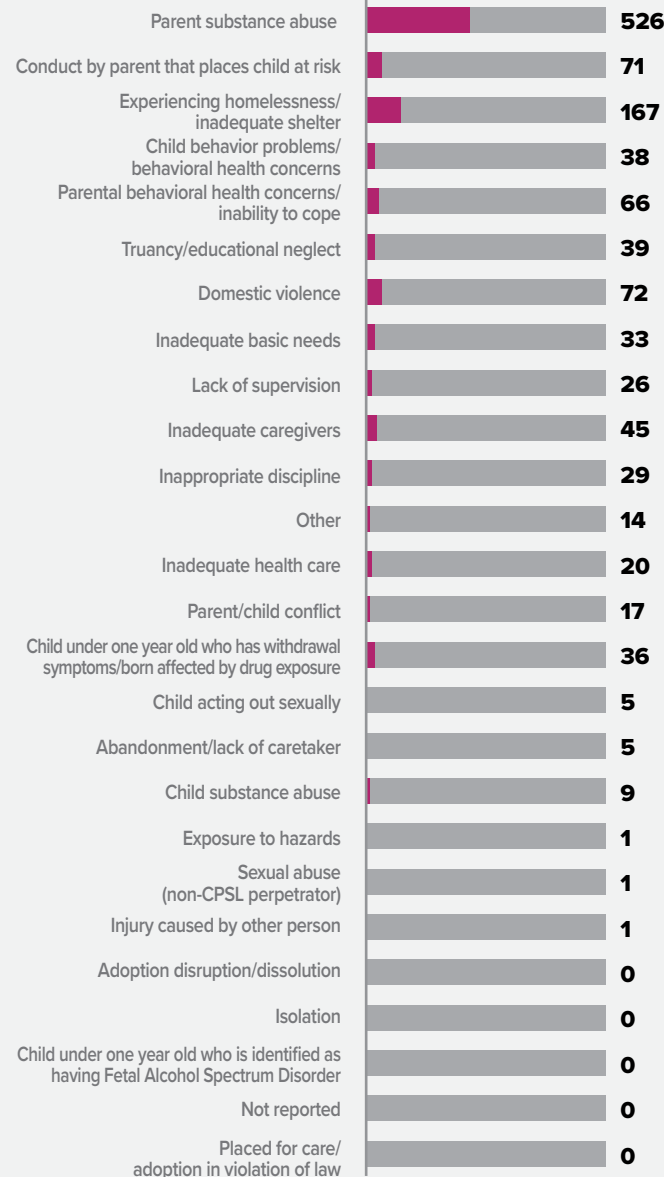
### BREAKDOWN REPORTS SCREENED OUT BY REASON



### VALID GPS ALLEGATIONS BY TYPE

**1,221**

TOTAL ALLEGATIONS



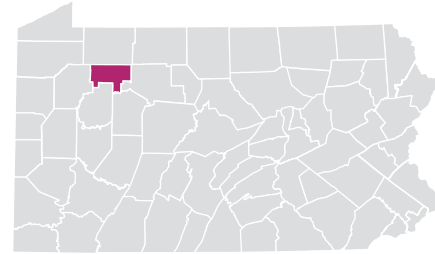
**FAYETTE COUNTY**

NOTES: A report may have more than one allegation for each report; therefore, the total number of allegations will be greater than the total number of reports. In some reports, more than one child was assessed with valid allegations; therefore, the number of children assessed exceeds the number of valid assessed reports.



# FOREST COUNTY

**RURAL** // POPULATION • 7,388 / POPULATION UNDER 18 • 667

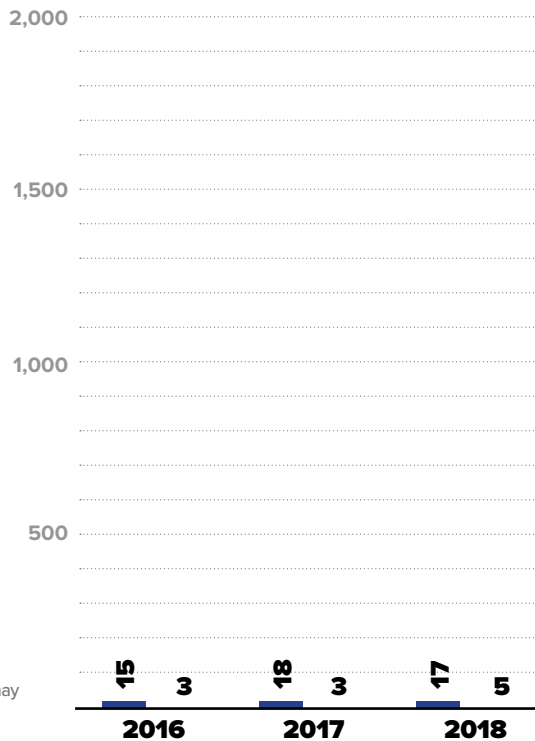


## 2018 REPORTS OF CHILD ABUSE

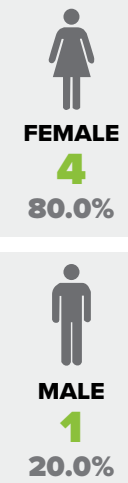
**17**  
■ TOTAL REPORTS

**5**  
■ SUBSTANTIATED REPORTS

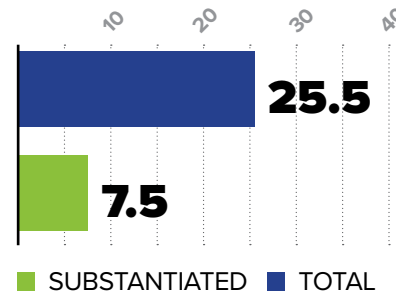
NOTE: CPS and GPS data reported were investigated and substantiated by the county children and youth agency and may vary from statewide data which include both county and regional investigations.



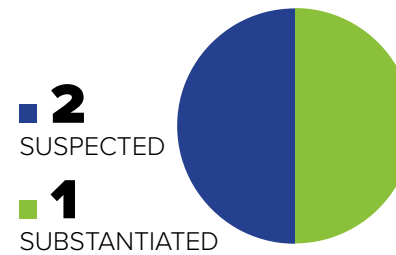
### SUBSTANTIATED REPORTS BY GENDER OF VICTIM



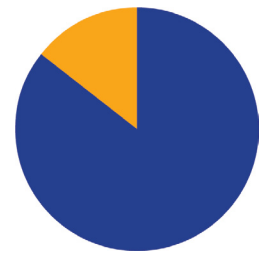
### CHILD ABUSE REPORTS PER 1,000 CHILDREN



### CASES OF REPEAT ABUSE SUBSTANTIATED REPORTS



### TYPES OF ALLEGATIONS SUBSTANTIATED REPORTS



**14** TOTAL ALLEGATIONS

- **12** (85.7%) Sexual abuse
- **2** (14.3%) Reasonable likelihood of bodily injury
- **0** (0.0%) Physical abuse/bodily injury
- **0** (0.0%) Serious physical neglect
- **0** (0.0%) Engaging in per se acts
- **0** (0.0%) Likelihood of sexual abuse/exploitation
- **0** (0.0%) Serious mental injury
- **0** (0.0%) Severe form of trafficking in persons or sex trafficking
- **0** (0.0%) Munchausen Syndrome by proxy/medical abuse

NOTES: A report may have more than one allegation for each report; therefore, the total number of allegations will be greater than the total number of reports.

**\$273,061**

**EXPENDITURES** CHILD ABUSE INVESTIGATIONS AND GENERAL PROTECTIVE SERVICES ASSESSMENTS



NOTE: Expenditures include only state funding.

### 2018 FATALITIES

**0/47** ▶ 0 0 0 0

### 2018 NEAR FATALITIES

**0/89** ▶ 0 0 0 0

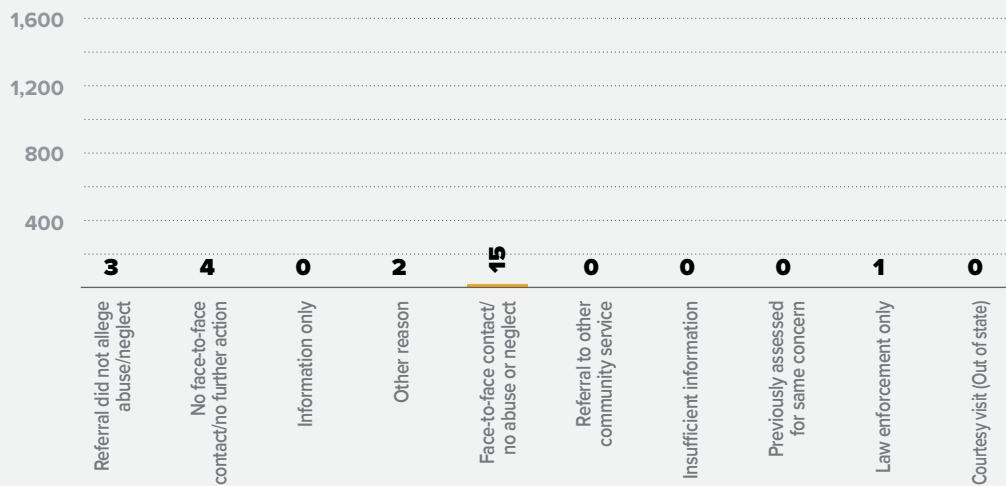
## 2018 REPORTS OF GENERAL PROTECTIVE SERVICES

# 63

TOTAL REPORTS

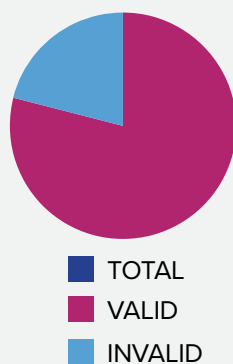


### BREAKDOWN REPORTS SCREENED OUT BY REASON



### BREAKDOWN VALID ASSESSED REPORTS

## 30



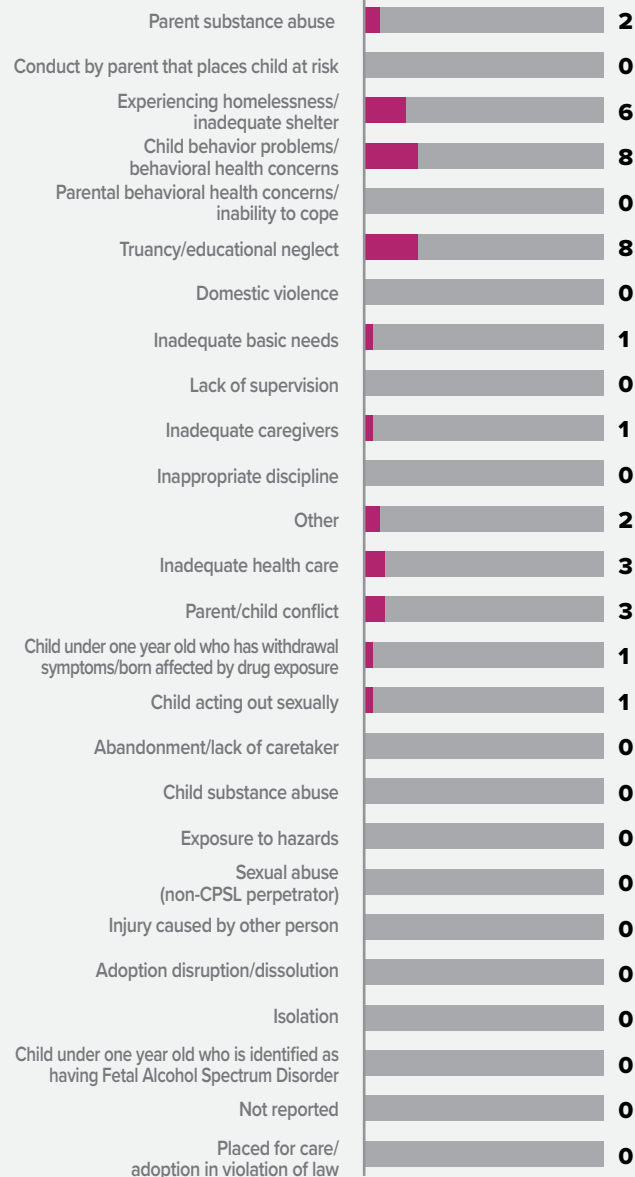
### NUMBER OF CHILDREN ASSESSED



### VALID GPS ALLEGATIONS BY TYPE

# 36

TOTAL ALLEGATIONS

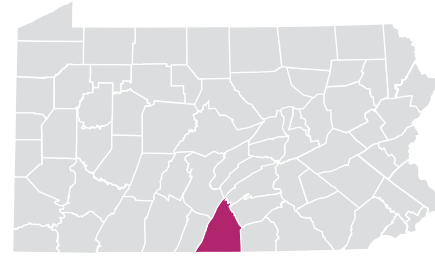


FOREST COUNTY

NOTES: A report may have more than one allegation for each report; therefore, the total number of allegations will be greater than the total number of reports. In some reports, more than one child was assessed with valid allegations; therefore, the number of children assessed exceeds the number of valid assessed reports.

# FRANKLIN COUNTY

**RURAL** // POPULATION • 153,003 / POPULATION UNDER 18 • 34,785



## 2018 REPORTS OF CHILD ABUSE

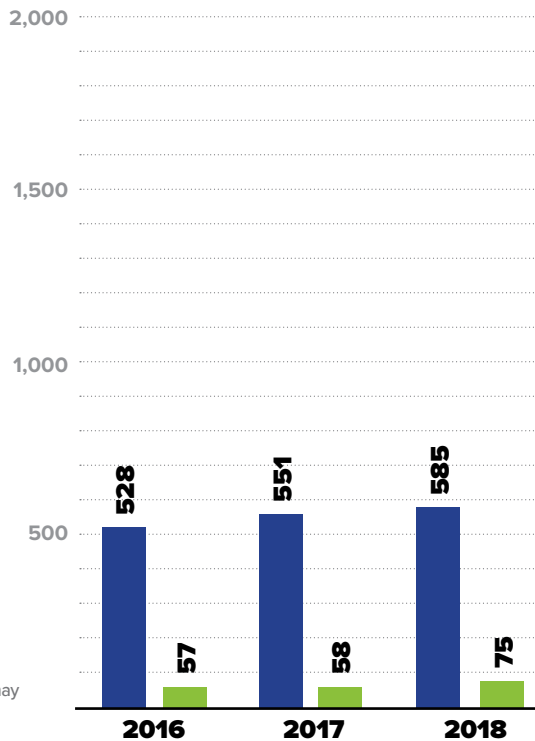
**585**

■ TOTAL REPORTS

**75**

■ SUBSTANTIATED REPORTS

NOTE: CPS and GPS data reported were investigated and substantiated by the county children and youth agency and may vary from statewide data which include both county and regional investigations.



### SUBSTANTIATED REPORTS BY GENDER OF VICTIM



**FEMALE**

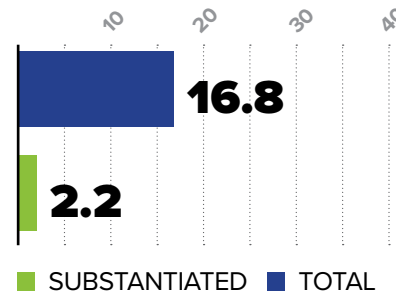
**53**  
70.7%



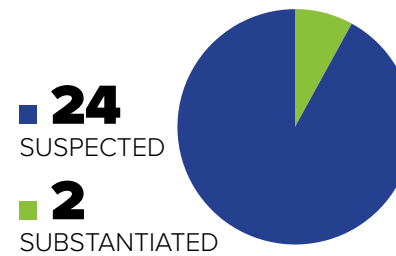
**MALE**

**22**  
29.3%

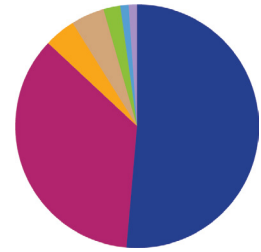
## CHILD ABUSE REPORTS PER 1,000 CHILDREN



## CASES OF REPEAT ABUSE SUBSTANTIATED REPORTS



## TYPES OF ALLEGATIONS SUBSTANTIATED REPORTS



**93** TOTAL ALLEGATIONS

- 48** (51.6%) Sexual abuse
- 33** (35.5%) Physical abuse/bodily injury
- 4** (4.3%) Reasonable likelihood of bodily injury
- 4** (4.3%) Engaging in per se acts
- 2** (2.2%) Serious physical neglect
- 1** (1.1%) Likelihood of sexual abuse/exploitation
- 1** (1.1%) Severe form of trafficking in persons or sex trafficking
- 0** (0.0%) Serious mental injury
- 0** (0.0%) Munchausen Syndrome by proxy/medical abuse

NOTES: A report may have more than one allegation for each report; therefore, the total number of allegations will be greater than the total number of reports.

**\$1,623,039**

**EXPENDITURES** CHILD ABUSE INVESTIGATIONS AND GENERAL PROTECTIVE SERVICES ASSESSMENTS



NOTE: Expenditures include only state funding.

## 2018 FATALITIES

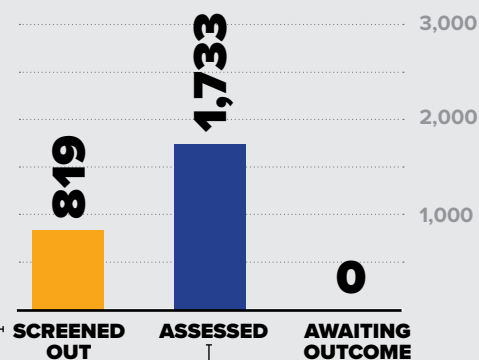
**1/47** ▶ **0** **1**

## 2018 NEAR FATALITIES

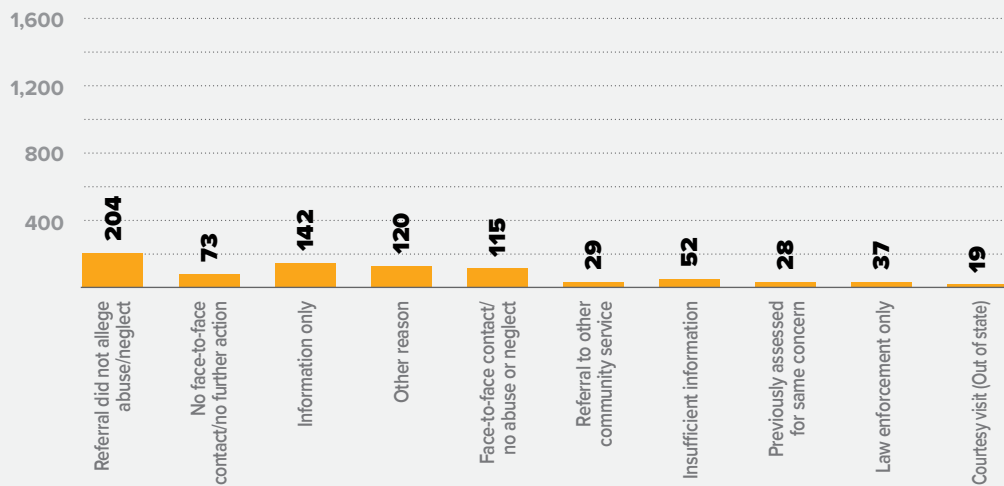
**0/89** ▶ **0** **0**

## 2018 REPORTS OF GENERAL PROTECTIVE SERVICES

**2,552**  
TOTAL REPORTS

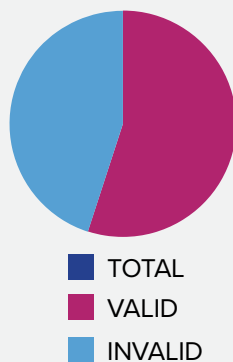


### BREAKDOWN REPORTS SCREENED OUT BY REASON



### BREAKDOWN VALID ASSESSED REPORTS

**955**



### NUMBER OF CHILDREN ASSESSED

**2,469**  
TOTAL

**1,295**  
VALID

CHILDREN  
ASSESSED  
PER 1,000  
CHILDREN

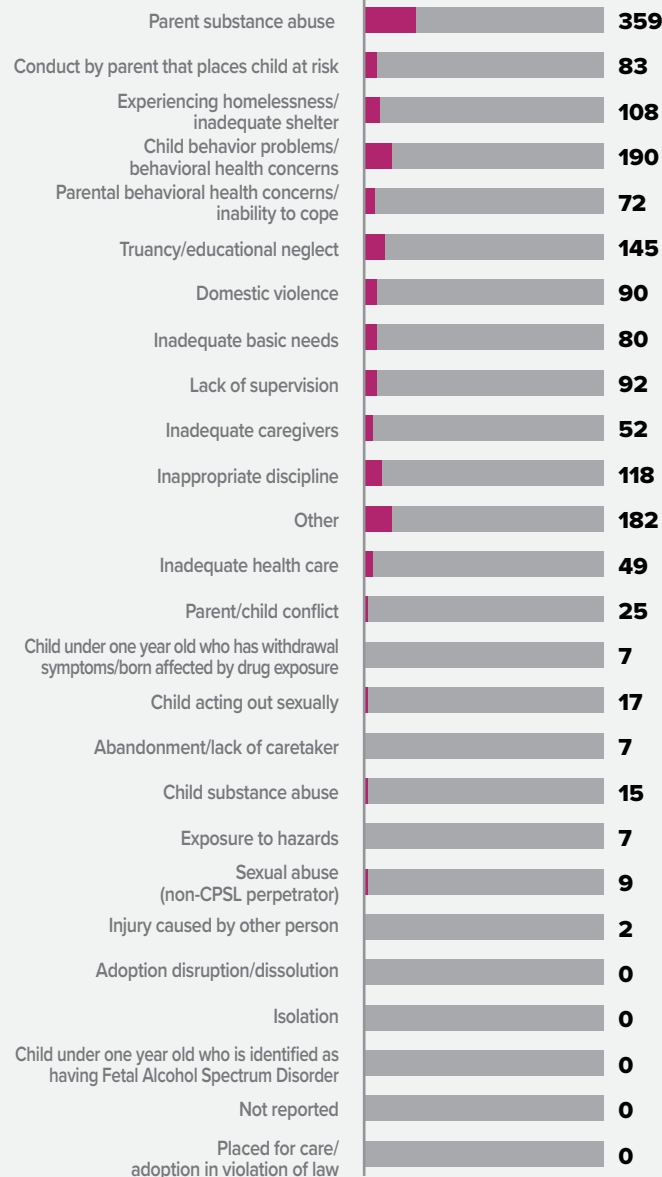
**71.0**  
TOTAL

**37.2**  
VALID

### VALID GPS ALLEGATIONS BY TYPE

**1,709**

TOTAL ALLEGATIONS

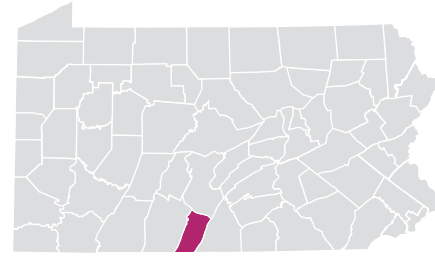


**FRANKLIN COUNTY**

NOTES: A report may have more than one allegation for each report; therefore, the total number of allegations will be greater than the total number of reports. In some reports, more than one child was assessed with valid allegations; therefore, the number of children assessed exceeds the number of valid assessed reports.

# FULTON COUNTY

**RURAL** // POPULATION • 14,631 / POPULATION UNDER 18 • 3,075



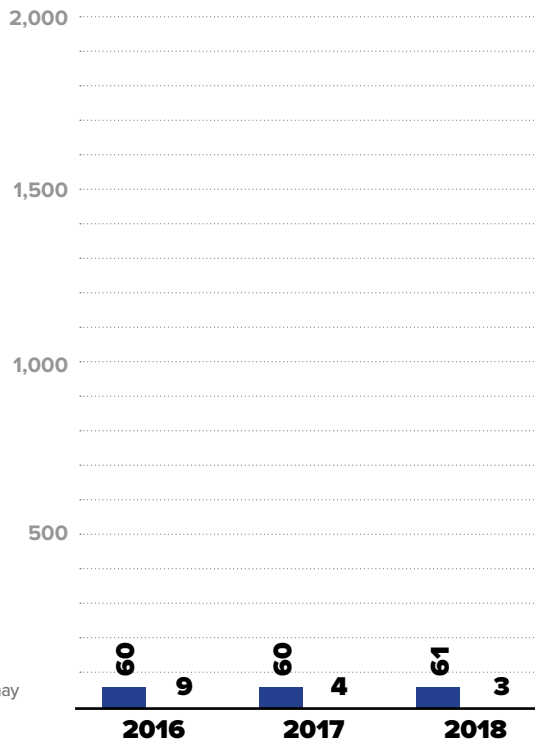
## 2018 REPORTS OF CHILD ABUSE

**61**  
**3**

■ TOTAL REPORTS

■ SUBSTANTIATED REPORTS

NOTE: CPS and GPS data reported were investigated and substantiated by the county children and youth agency and may vary from statewide data which include both county and regional investigations.



**SUBSTANTIATED REPORTS BY GENDER OF VICTIM**



**FEMALE**

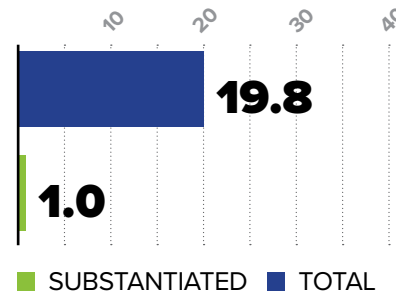
**1**  
**33.3%**



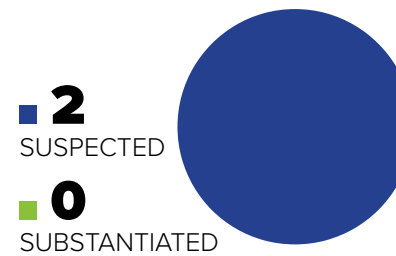
**MALE**

**2**  
**66.7%**

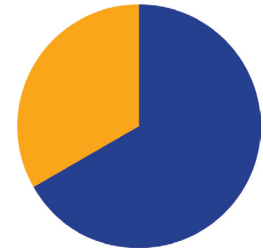
## CHILD ABUSE REPORTS PER 1,000 CHILDREN



## CASES OF REPEAT ABUSE SUBSTANTIATED REPORTS



## TYPES OF ALLEGATIONS SUBSTANTIATED REPORTS



**3** TOTAL ALLEGATIONS

- **2** (66.7%) Sexual abuse
- **1** (33.3%) Reasonable likelihood of bodily injury
- **0** (0.0%) Physical abuse/bodily injury
- **0** (0.0%) Serious physical neglect
- **0** (0.0%) Engaging in per se acts
- **0** (0.0%) Likelihood of sexual abuse/exploitation
- **0** (0.0%) Serious mental injury
- **0** (0.0%) Severe form of trafficking in persons or sex trafficking
- **0** (0.0%) Munchausen Syndrome by proxy/medical abuse

NOTES: A report may have more than one allegation for each report; therefore, the total number of allegations will be greater than the total number of reports.

**\$245,605**

**EXPENDITURES** CHILD ABUSE INVESTIGATIONS AND GENERAL PROTECTIVE SERVICES ASSESSMENTS



NOTE: Expenditures include only state funding.

## 2018 FATALITIES

**0/47** ▶

## 2018 NEAR FATALITIES

**0/89** ▶

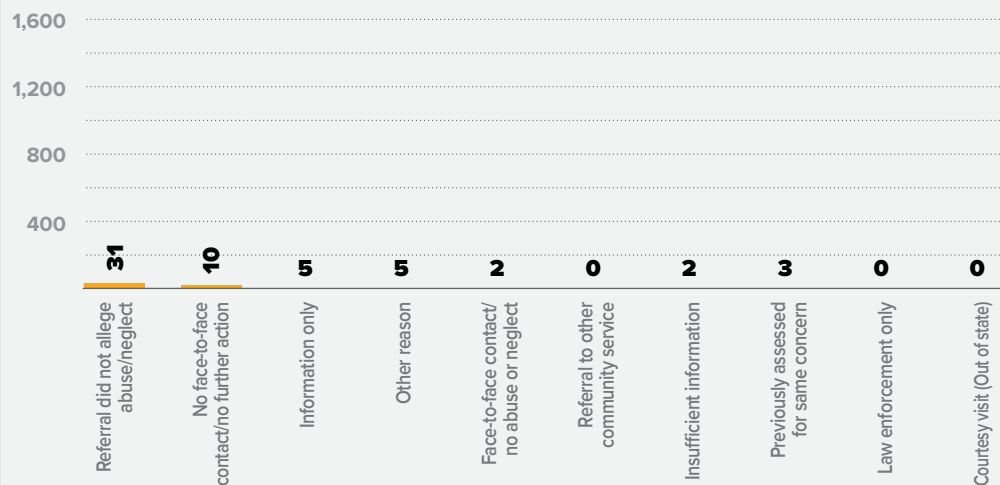
## 2018 REPORTS OF GENERAL PROTECTIVE SERVICES

# 235

TOTAL REPORTS



### BREAKDOWN REPORTS SCREENED OUT BY REASON



### NUMBER OF CHILDREN ASSESSED

**249**  
TOTAL

**69**  
VALID

CHILDREN  
ASSESSED  
PER 1,000  
CHILDREN

**81.0**  
TOTAL

**22.4**  
VALID

### BREAKDOWN VALID ASSESSED REPORTS

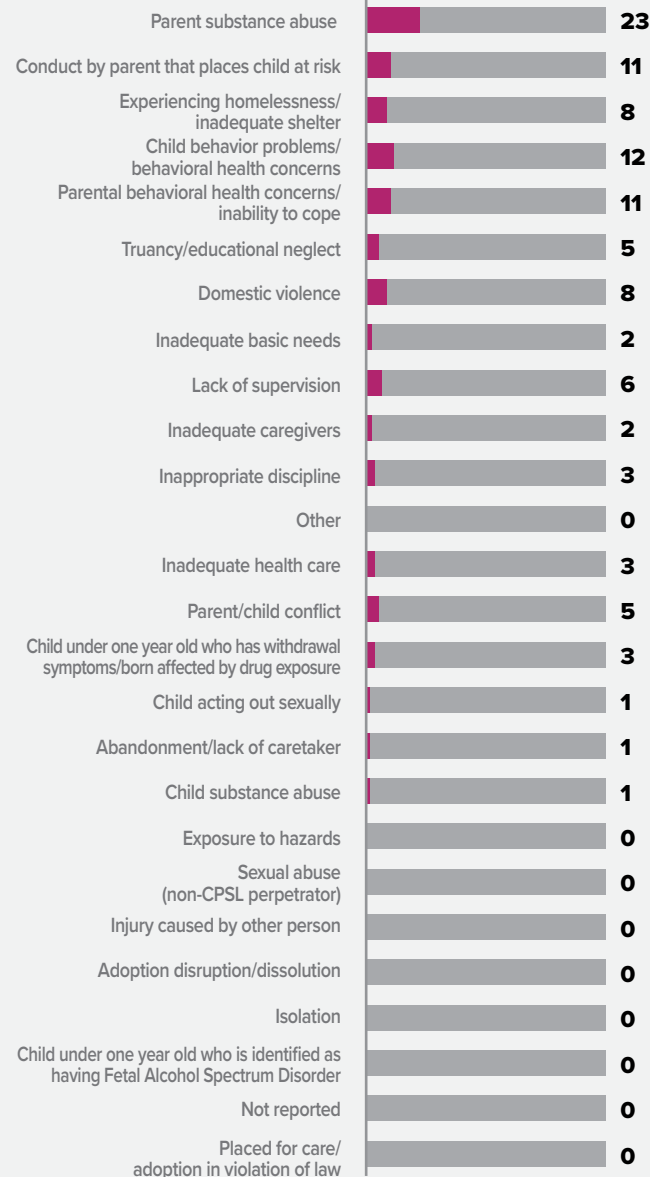
**56**

■ TOTAL  
■ VALID  
■ INVALID

### VALID GPS ALLEGATIONS BY TYPE

# 105

TOTAL ALLEGATIONS



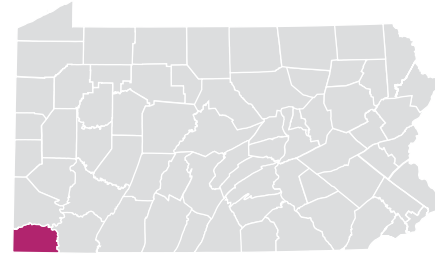
**FULTON COUNTY**

NOTES: A report may have more than one allegation for each report; therefore, the total number of allegations will be greater than the total number of reports. In some reports, more than one child was assessed with valid allegations; therefore, the number of children assessed exceeds the number of valid assessed reports.



# GREENE COUNTY

**RURAL** // POPULATION • 37,338 / POPULATION UNDER 18 • 7,183



## 2018 REPORTS OF CHILD ABUSE

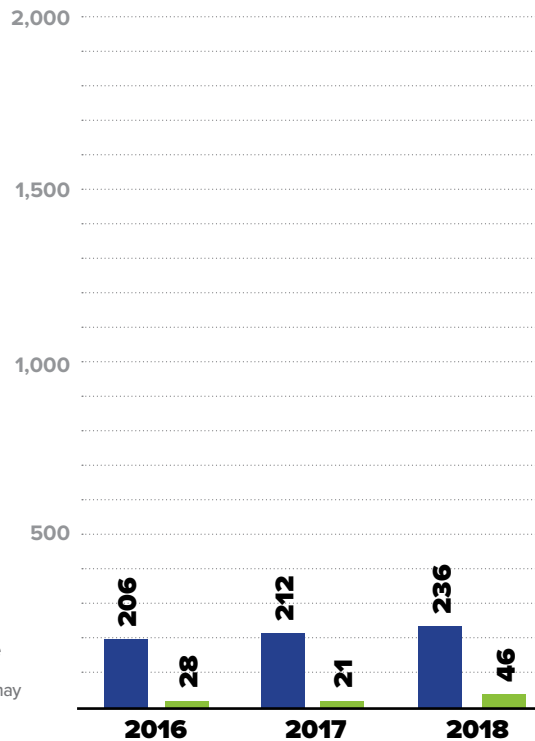
**236**

■ TOTAL REPORTS

**46**

■ SUBSTANTIATED REPORTS

NOTE: CPS and GPS data reported were investigated and substantiated by the county children and youth agency and may vary from statewide data which include both county and regional investigations.



### SUBSTANTIATED REPORTS BY GENDER OF VICTIM



**FEMALE**

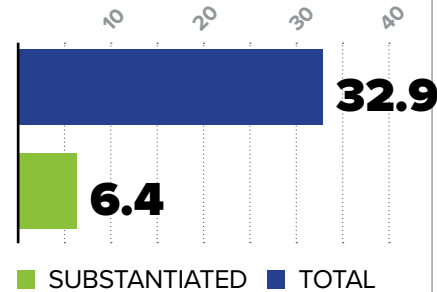
**27**  
58.7%



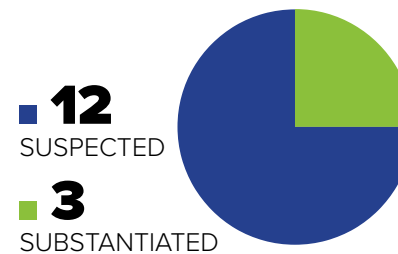
**MALE**

**19**  
41.3%

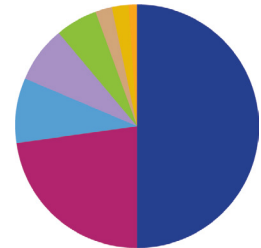
### CHILD ABUSE REPORTS PER 1,000 CHILDREN



### CASES OF REPEAT ABUSE SUBSTANTIATED REPORTS



### TYPES OF ALLEGATIONS SUBSTANTIATED REPORTS



**92** TOTAL ALLEGATIONS

- **46** (50.0%) Sexual abuse
- **21** (22.8%) Physical abuse/bodily injury
- **8** (8.7%) Likelihood of sexual abuse/exploitation
- **7** (7.6%) Severe form of trafficking in persons or sex trafficking
- **5** (5.4%) Serious physical neglect
- **2** (2.2%) Engaging in per se acts
- **2** (2.2%) Serious mental injury
- **1** (1.1%) Reasonable likelihood of bodily injury
- **0** (0.0%) Munchausen Syndrome by proxy/medical abuse

NOTES: A report may have more than one allegation for each report; therefore, the total number of allegations will be greater than the total number of reports.

**\$851,320**

**EXPENDITURES** CHILD ABUSE INVESTIGATIONS AND GENERAL PROTECTIVE SERVICES ASSESSMENTS



### 2018 FATALITIES

**0/47** ▶ 0 0

### 2018 NEAR FATALITIES

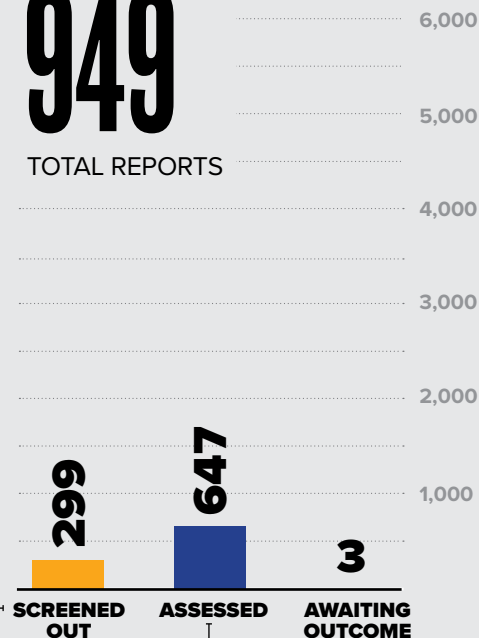
**2/89** ▶ 2 0

NOTE: Expenditures include only state funding.

## 2018 REPORTS OF GENERAL PROTECTIVE SERVICES

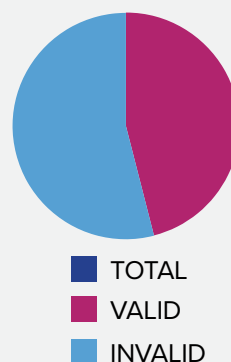
# 949

TOTAL REPORTS



### BREAKDOWN VALID ASSESSED REPORTS

## 300



### NUMBER OF CHILDREN ASSESSED

## 992 TOTAL

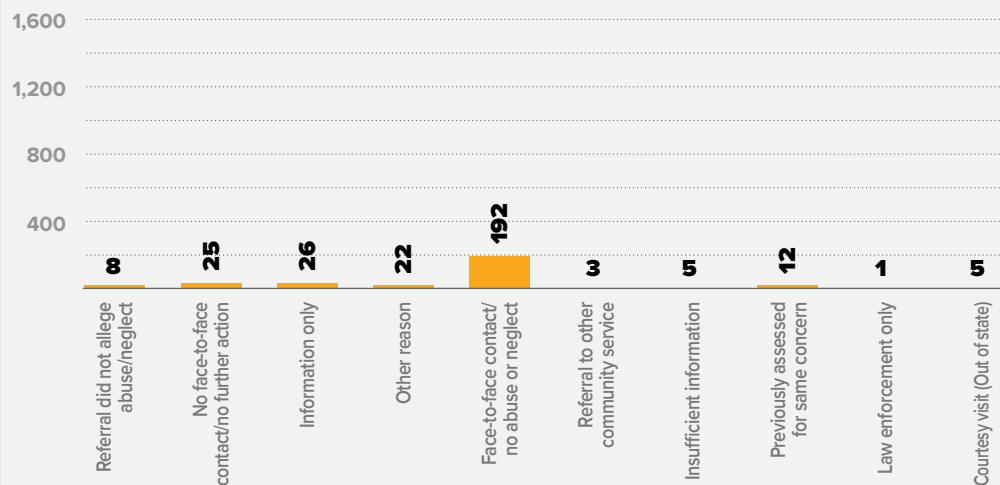
## 449 VALID

CHILDREN  
ASSESSED  
PER 1,000  
CHILDREN

## 138.1 TOTAL

## 62.5 VALID

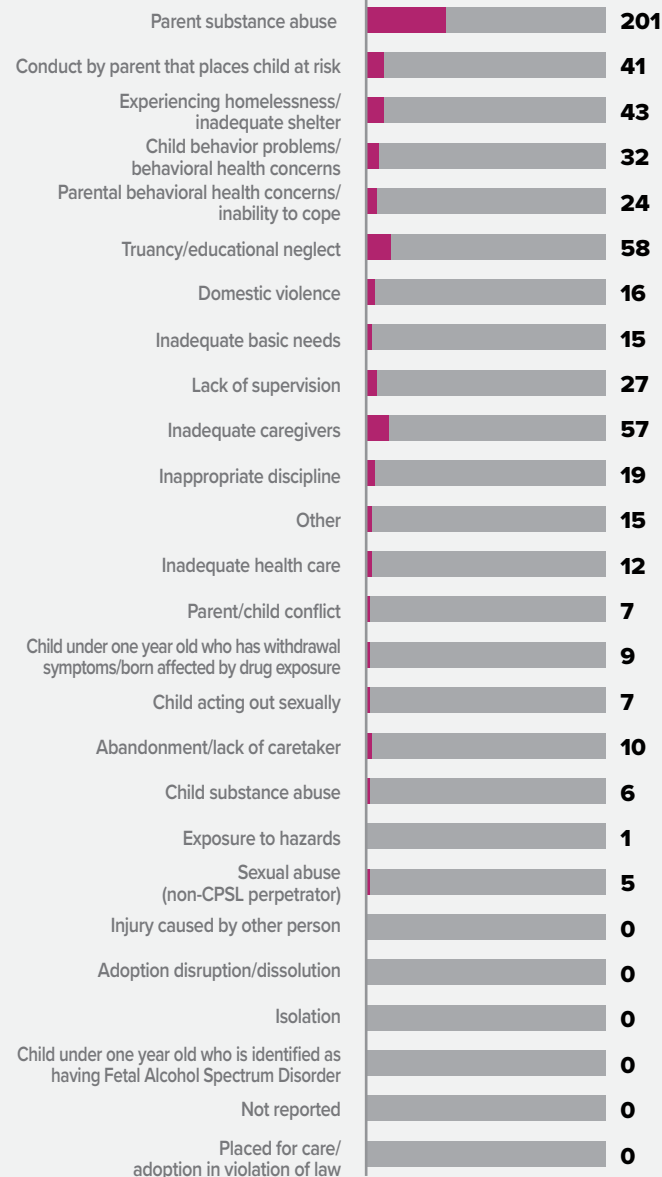
### BREAKDOWN REPORTS SCREENED OUT BY REASON



### VALID GPS ALLEGATIONS BY TYPE

# 605

TOTAL ALLEGATIONS



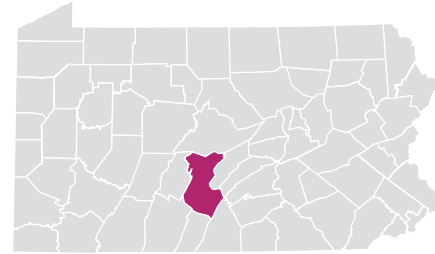
GREENE COUNTY

NOTES: A report may have more than one allegation for each report; therefore, the total number of allegations will be greater than the total number of reports. In some reports, more than one child was assessed with valid allegations; therefore, the number of children assessed exceeds the number of valid assessed reports.



# HUNTINGDON COUNTY

**RURAL** // POPULATION • 45,686 / POPULATION UNDER 18 • 8,635



## 2018 REPORTS OF CHILD ABUSE

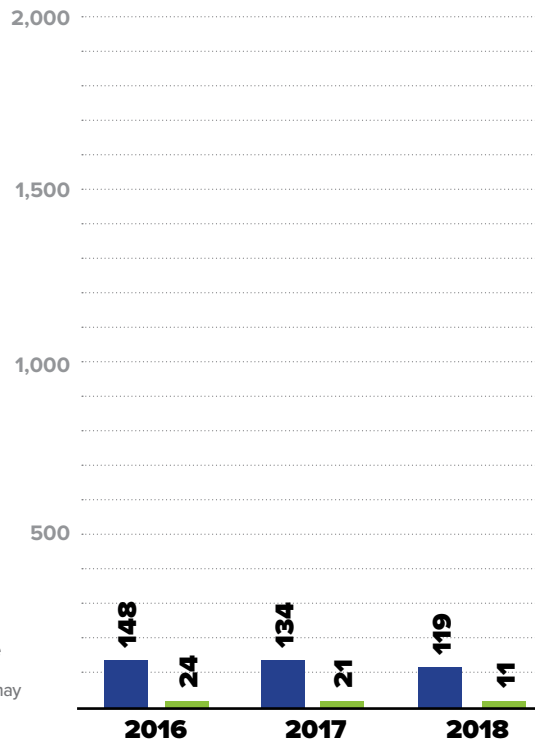
**119**

■ TOTAL REPORTS

**11**

■ SUBSTANTIATED  
REPORTS

NOTE: CPS and GPS data reported were investigated and substantiated by the county children and youth agency and may vary from statewide data which include both county and regional investigations.



### SUBSTANTIATED REPORTS BY GENDER OF VICTIM



**FEMALE**

**9**

**81.8%**

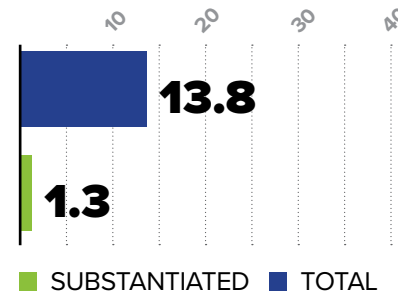


**MALE**

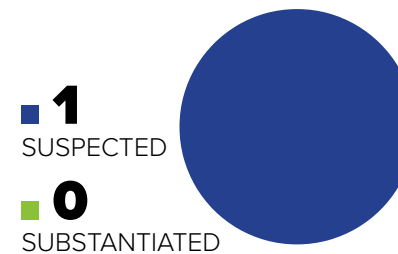
**2**

**18.2%**

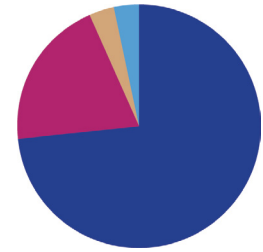
### CHILD ABUSE REPORTS PER 1,000 CHILDREN



### CASES OF REPEAT ABUSE SUBSTANTIATED REPORTS



### TYPES OF ALLEGATIONS SUBSTANTIATED REPORTS



**30** TOTAL  
ALLEGATIONS

- **22** (73.3%) Sexual abuse
- **6** (20.0%) Physical abuse/bodily injury
- **1** (3.3%) Engaging in per se acts
- **1** (3.3%) Likelihood of sexual abuse/exploitation
- **0** (0.0%) Serious physical neglect
- **0** (0.0%) Reasonable likelihood of bodily injury
- **0** (0.0%) Serious mental injury
- **0** (0.0%) Severe form of trafficking in persons or sex trafficking
- **0** (0.0%) Munchausen Syndrome by proxy/medical abuse

NOTES: A report may have more than one allegation for each report; therefore, the total number of allegations will be greater than the total number of reports.

**\$1,871,366**

**EXPENDITURES** CHILD ABUSE  
INVESTIGATIONS AND GENERAL  
PROTECTIVE SERVICES ASSESSMENTS



NOTE: Expenditures include only state funding.

### 2018 FATALITIES

**0/47** ▶

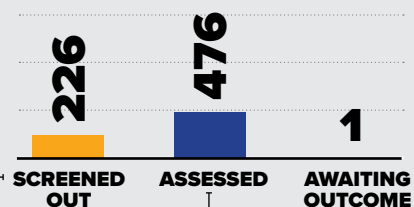
### 2018 NEAR FATALITIES

**0/89** ▶

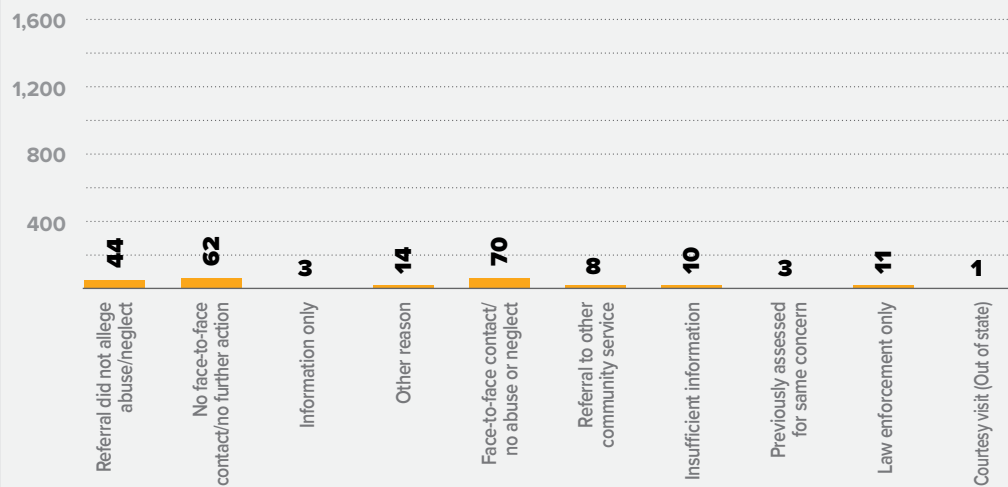
## 2018 REPORTS OF GENERAL PROTECTIVE SERVICES

# 703

TOTAL REPORTS

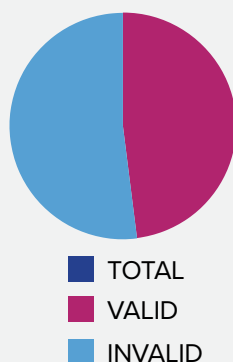


### BREAKDOWN REPORTS SCREENED OUT BY REASON



### BREAKDOWN VALID ASSESSED REPORTS

## 229



### NUMBER OF CHILDREN ASSESSED

## 747 TOTAL

## 320 VALID

CHILDREN  
ASSESSED  
PER 1,000  
CHILDREN

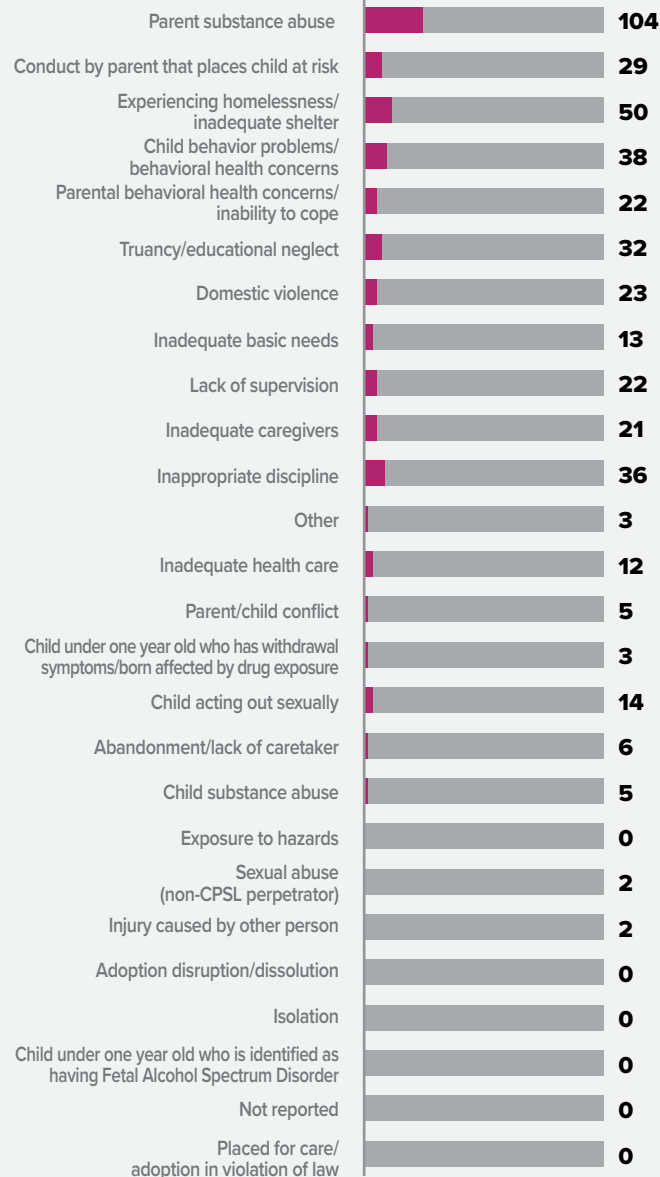
## 86.5 TOTAL

## 37.1 VALID

### VALID GPS ALLEGATIONS BY TYPE

# 442

TOTAL ALLEGATIONS

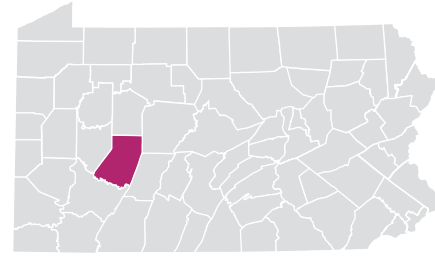


HUNTINGDON COUNTY

NOTES: A report may have more than one allegation for each report; therefore, the total number of allegations will be greater than the total number of reports. In some reports, more than one child was assessed with valid allegations; therefore, the number of children assessed exceeds the number of valid assessed reports.

# INDIANA COUNTY

**RURAL** // POPULATION • 86,551 / POPULATION UNDER 18 • 15,795



## 2018 REPORTS OF CHILD ABUSE

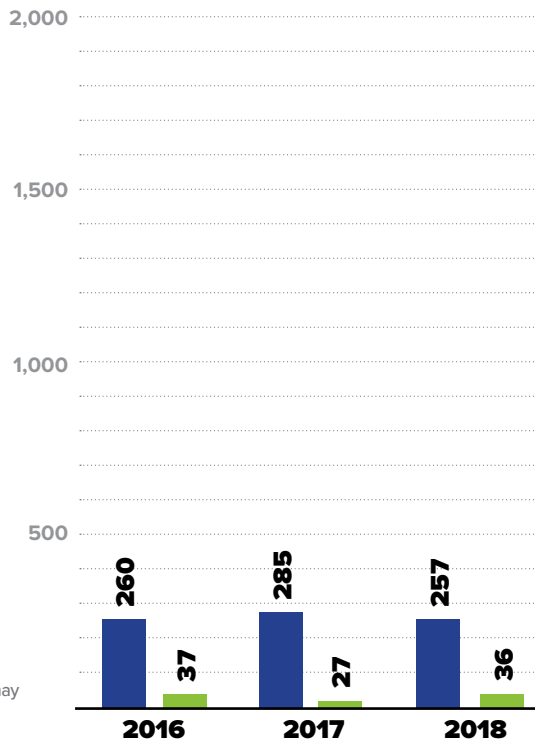
**257**

■ TOTAL REPORTS

**36**

■ SUBSTANTIATED REPORTS

NOTE: CPS and GPS data reported were investigated and substantiated by the county children and youth agency and may vary from statewide data which include both county and regional investigations.



### SUBSTANTIATED REPORTS BY GENDER OF VICTIM



**FEMALE**

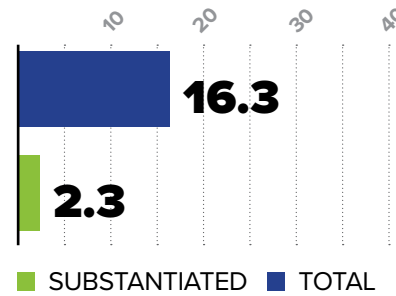
**23**  
63.9%



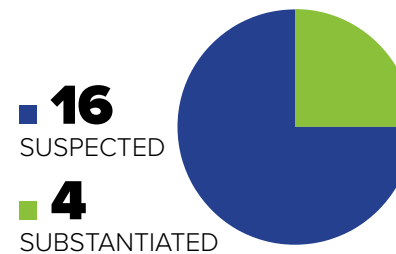
**MALE**

**13**  
36.1%

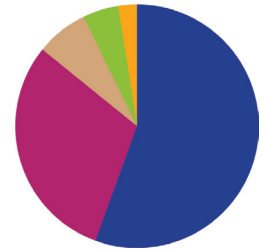
### CHILD ABUSE REPORTS PER 1,000 CHILDREN



### CASES OF REPEAT ABUSE SUBSTANTIATED REPORTS



### TYPES OF ALLEGATIONS SUBSTANTIATED REPORTS



**43** TOTAL ALLEGATIONS

- **24** (55.8%) Sexual abuse
- **13** (30.2%) Physical abuse/bodily injury
- **3** (7.0%) Engaging in per se acts
- **2** (4.7%) Serious physical neglect
- **1** (2.3%) Reasonable likelihood of bodily injury
- **0** (0.0%) Likelihood of sexual abuse/exploitation
- **0** (0.0%) Serious mental injury
- **0** (0.0%) Severe form of trafficking in persons or sex trafficking
- **0** (0.0%) Munchausen Syndrome by proxy/medical abuse

NOTES: A report may have more than one allegation for each report; therefore, the total number of allegations will be greater than the total number of reports.

**\$1,873,786**

**EXPENDITURES** CHILD ABUSE INVESTIGATIONS AND GENERAL PROTECTIVE SERVICES ASSESSMENTS



NOTE: Expenditures include only state funding.

### 2018 FATALITIES

**0/47** ▶

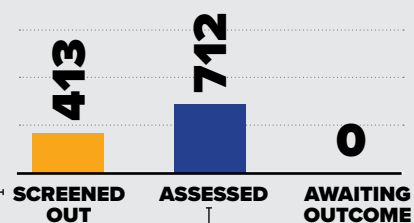
### 2018 NEAR FATALITIES

**0/89** ▶

## 2018 REPORTS OF GENERAL PROTECTIVE SERVICES

# 1,125

TOTAL REPORTS



6,000

5,000

4,000

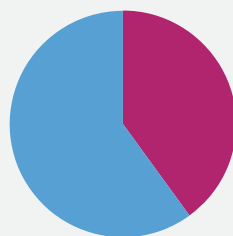
3,000

2,000

1,000

### BREAKDOWN VALID ASSESSED REPORTS

## 283



■ TOTAL  
■ VALID  
■ INVALID

### NUMBER OF CHILDREN ASSESSED

995  
TOTAL

354  
VALID

CHILDREN  
ASSESSED  
PER 1,000  
CHILDREN

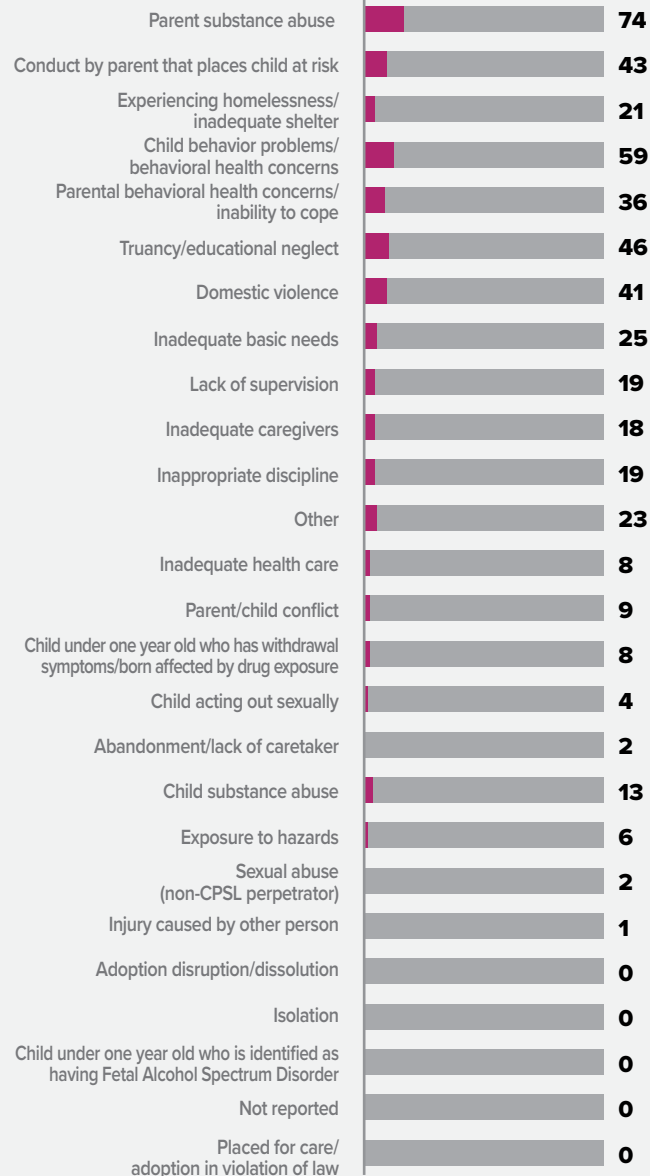
63.0  
TOTAL

22.4  
VALID

### VALID GPS ALLEGATIONS BY TYPE

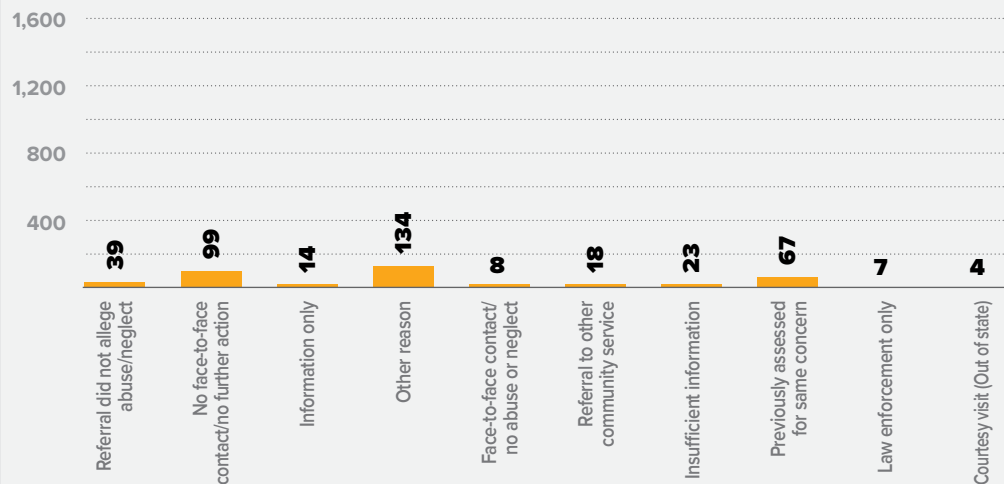
# 477

TOTAL ALLEGATIONS



### BREAKDOWN

#### REPORTS SCREENED OUT BY REASON



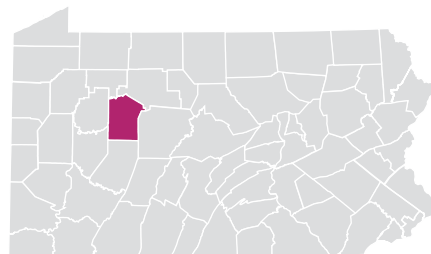
INDIANA COUNTY

NOTES: A report may have more than one allegation for each report; therefore, the total number of allegations will be greater than the total number of reports. In some reports, more than one child was assessed with valid allegations; therefore, the number of children assessed exceeds the number of valid assessed reports.



# JEFFERSON COUNTY

**RURAL** // POPULATION • 44,258 / POPULATION UNDER 18 • 9,382



## 2018 REPORTS OF CHILD ABUSE

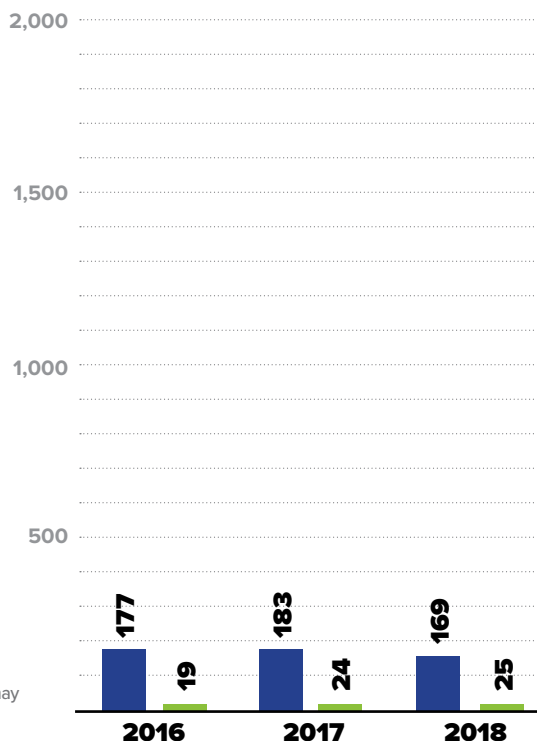
**169**

■ TOTAL REPORTS

**25**

■ SUBSTANTIATED REPORTS

NOTE: CPS and GPS data reported were investigated and substantiated by the county children and youth agency and may vary from statewide data which include both county and regional investigations.



### SUBSTANTIATED REPORTS BY GENDER OF VICTIM

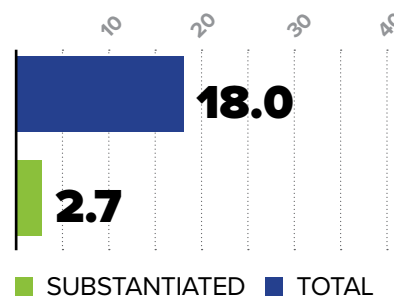


**FEMALE**  
**18**  
72.0%

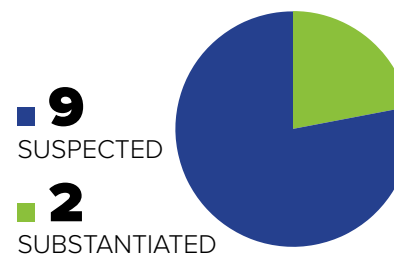


**MALE**  
**7**  
28.0%

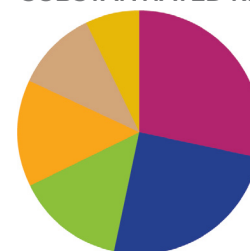
### CHILD ABUSE REPORTS PER 1,000 CHILDREN



### CASES OF REPEAT ABUSE SUBSTANTIATED REPORTS



### TYPES OF ALLEGATIONS SUBSTANTIATED REPORTS




**28** TOTAL ALLEGATIONS

- **8** (28.6%) Physical abuse/bodily injury
- **7** (25.0%) Sexual abuse
- **4** (14.3%) Serious physical neglect
- **4** (14.3%) Reasonable likelihood of bodily injury
- **3** (10.7%) Engaging in per se acts
- **2** (7.1%) Serious mental injury
- **0** (0.0%) Likelihood of sexual abuse/exploitation
- **0** (0.0%) Severe form of trafficking in persons or sex trafficking
- **0** (0.0%) Munchausen Syndrome by proxy/medical abuse

NOTES: A report may have more than one allegation for each report; therefore, the total number of allegations will be greater than the total number of reports.

**\$996,509**

**EXPENDITURES** CHILD ABUSE INVESTIGATIONS AND GENERAL PROTECTIVE SERVICES ASSESSMENTS



NOTE: Expenditures include only state funding.

### 2018 FATALITIES

**0/47** ▶

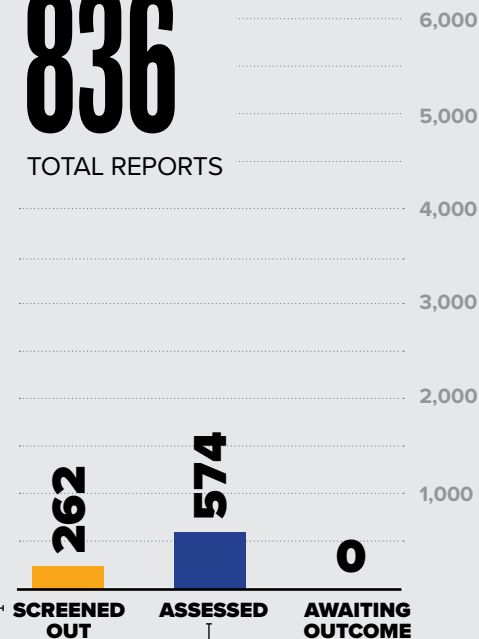
### 2018 NEAR FATALITIES

**0/89** ▶

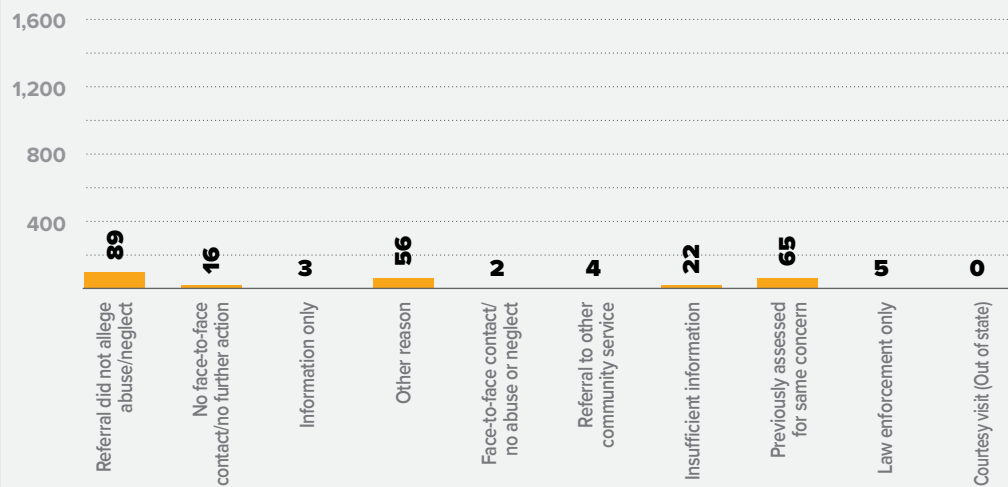
## 2018 REPORTS OF GENERAL PROTECTIVE SERVICES

# 836

TOTAL REPORTS

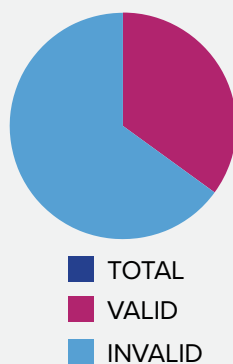


### BREAKDOWN REPORTS SCREENED OUT BY REASON



### BREAKDOWN VALID ASSESSED REPORTS

## 199



### NUMBER OF CHILDREN ASSESSED

## 806 TOTAL

## 280 VALID

CHILDREN  
ASSESSED  
PER 1,000  
CHILDREN

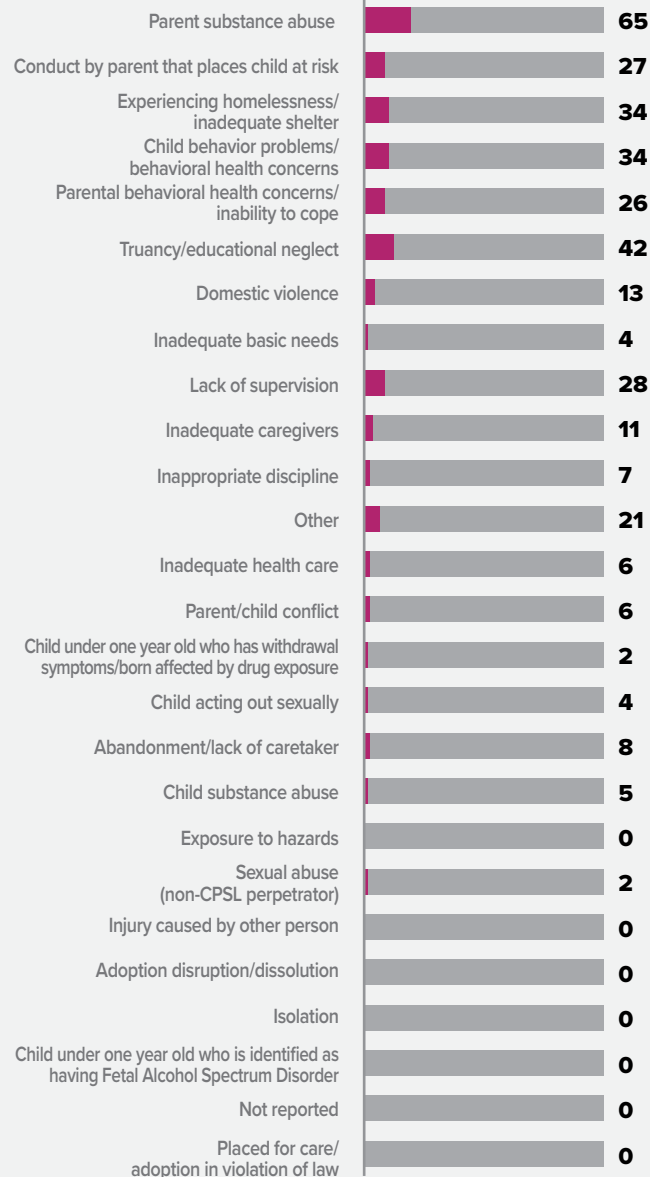
## 85.9 TOTAL

## 29.8 VALID

### VALID GPS ALLEGATIONS BY TYPE

# 345

TOTAL ALLEGATIONS



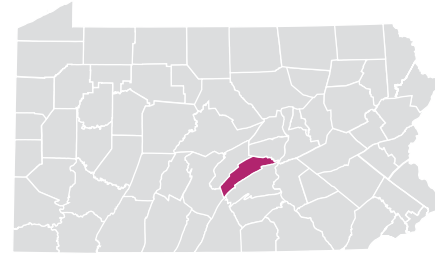
JEFFERSON COUNTY

NOTES: A report may have more than one allegation for each report; therefore, the total number of allegations will be greater than the total number of reports. In some reports, more than one child was assessed with valid allegations; therefore, the number of children assessed exceeds the number of valid assessed reports.



# JUNIATA COUNTY

**RURAL** // POPULATION • 24,448 / POPULATION UNDER 18 • 5,538



## 2018 REPORTS OF CHILD ABUSE

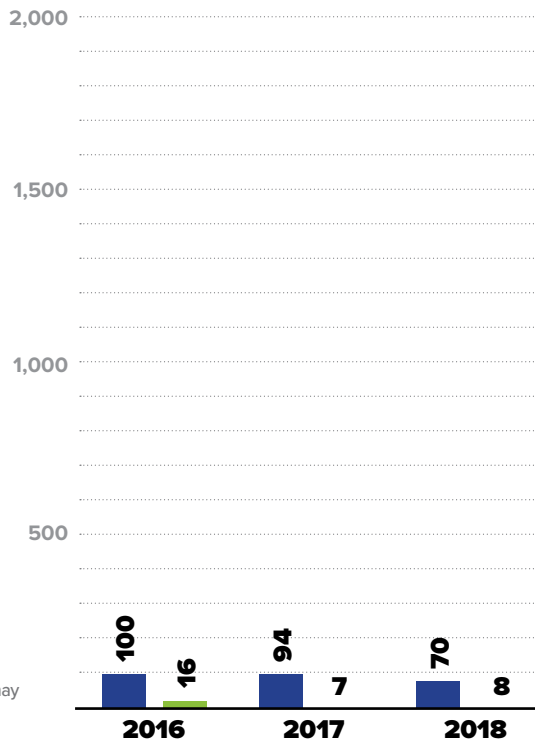
**70**

■ TOTAL REPORTS

**8**

■ SUBSTANTIATED  
REPORTS

NOTE: CPS and GPS data reported were investigated and substantiated by the county children and youth agency and may vary from statewide data which include both county and regional investigations.



**SUBSTANTIATED  
REPORTS  
BY GENDER  
OF VICTIM**

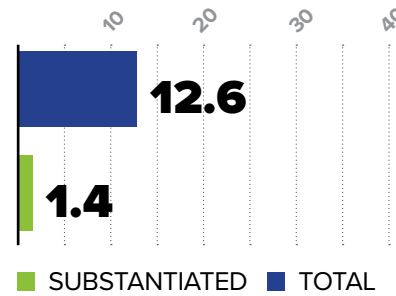


**FEMALE**  
**6**  
**75.0%**

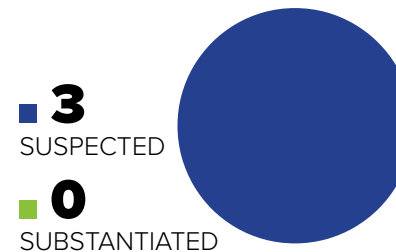


**MALE**  
**2**  
**25.0%**

## CHILD ABUSE REPORTS PER 1,000 CHILDREN



## CASES OF REPEAT ABUSE SUBSTANTIATED REPORTS



## TYPES OF ALLEGATIONS SUBSTANTIATED REPORTS




**12** TOTAL  
ALLEGATIONS

- **6** (50.0%) Physical abuse/bodily injury
- **3** (25.0%) Sexual abuse
- **3** (25.0%) Serious physical neglect
- **0** (0.0%) Reasonable likelihood of bodily injury
- **0** (0.0%) Engaging in per se acts
- **0** (0.0%) Likelihood of sexual abuse/exploitation
- **0** (0.0%) Serious mental injury
- **0** (0.0%) Severe form of trafficking in persons or sex trafficking
- **0** (0.0%) Munchausen Syndrome by proxy/medical abuse

NOTES: A report may have more than one allegation for each report; therefore, the total number of allegations will be greater than the total number of reports.

**\$305,534**

**EXPENDITURES** CHILD ABUSE  
INVESTIGATIONS AND GENERAL  
PROTECTIVE SERVICES ASSESSMENTS



NOTE: Expenditures include only state funding.

## 2018 FATALITIES

**0/47** ▶

## 2018 NEAR FATALITIES

**0/89** ▶

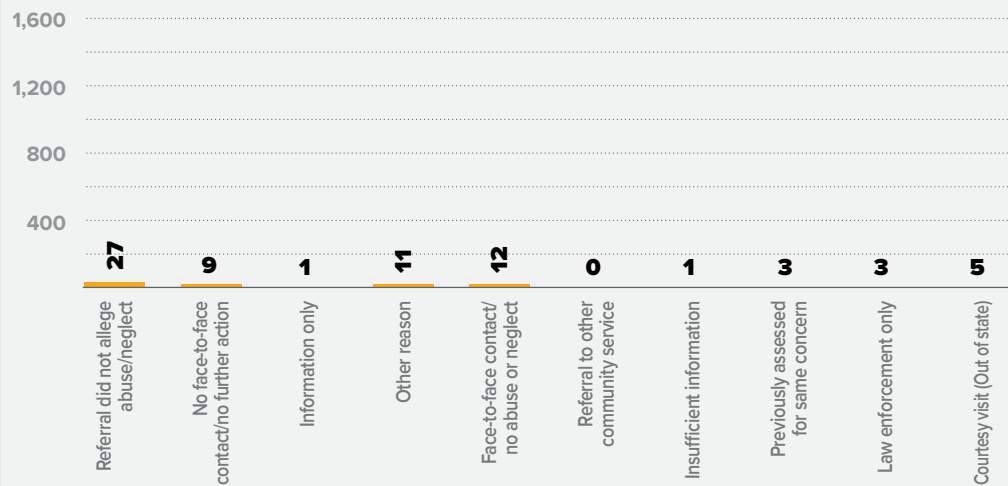
## 2018 REPORTS OF GENERAL PROTECTIVE SERVICES

# 339

TOTAL REPORTS

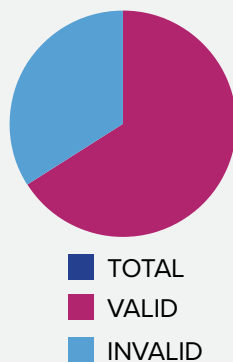


### BREAKDOWN REPORTS SCREENED OUT BY REASON



### BREAKDOWN VALID ASSESSED REPORTS

# 176



### NUMBER OF CHILDREN ASSESSED

## 340 TOTAL

## 221 VALID

### CHILDREN ASSESSED PER 1,000 CHILDREN

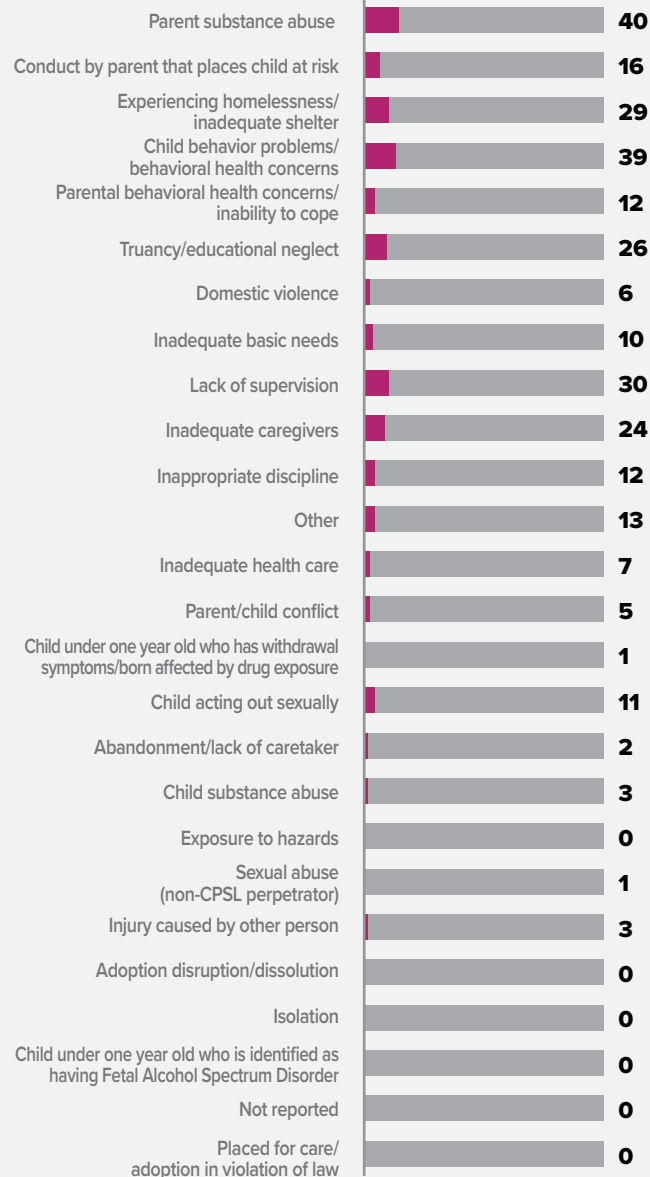
## 61.4 TOTAL

## 39.9 VALID

### VALID GPS ALLEGATIONS BY TYPE

# 290

TOTAL ALLEGATIONS

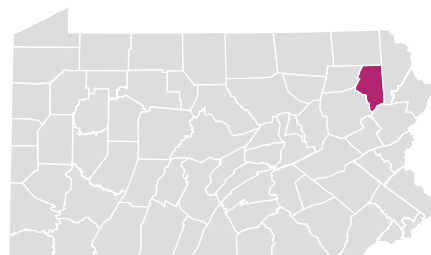


JUNIATA COUNTY

NOTES: A report may have more than one allegation for each report; therefore, the total number of allegations will be greater than the total number of reports. In some reports, more than one child was assessed with valid allegations; therefore, the number of children assessed exceeds the number of valid assessed reports.

# LACKAWANNA COUNTY

**URBAN** // POPULATION • 211,960 / POPULATION UNDER 18 • 42,867



## 2018 REPORTS OF CHILD ABUSE

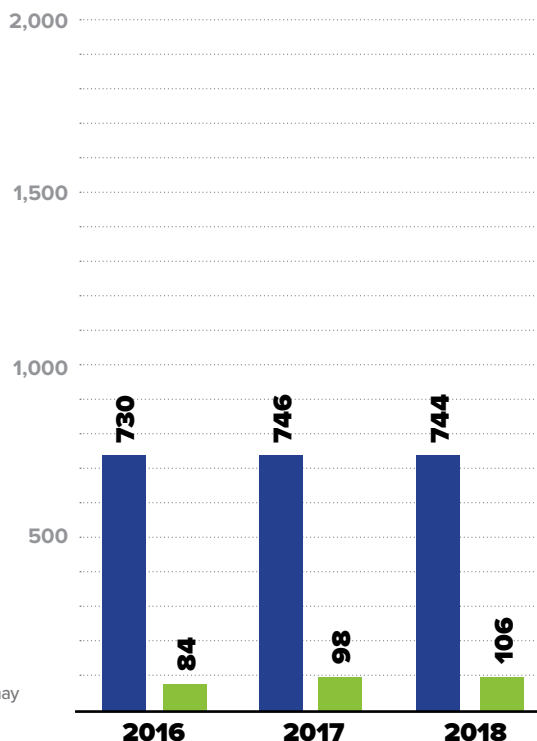
**744**

■ TOTAL REPORTS

**106**

■ SUBSTANTIATED REPORTS

NOTE: CPS and GPS data reported were investigated and substantiated by the county children and youth agency and may vary from statewide data which include both county and regional investigations.



### SUBSTANTIATED REPORTS BY GENDER OF VICTIM

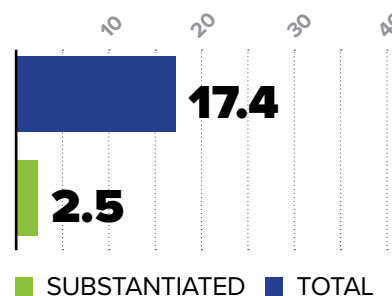


**FEMALE**  
**62**  
58.5%

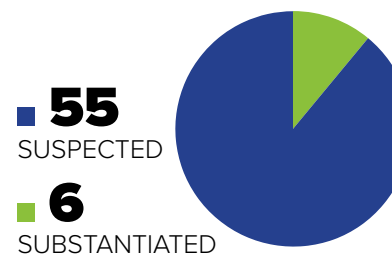


**MALE**  
**44**  
41.5%

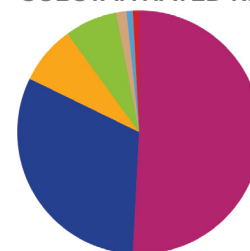
## CHILD ABUSE REPORTS PER 1,000 CHILDREN



## CASES OF REPEAT ABUSE SUBSTANTIATED REPORTS



## TYPES OF ALLEGATIONS SUBSTANTIATED REPORTS




**141** TOTAL ALLEGATIONS

- 72** (51.1%) Physical abuse/bodily injury
- 44** (31.2%) Sexual abuse
- 11** (7.8%) Reasonable likelihood of bodily injury
- 10** (7.1%) Serious physical neglect
- 2** (1.4%) Engaging in per se acts
- 1** (0.7%) Likelihood of sexual abuse/exploitation
- 1** (0.7%) Munchausen Syndrome by proxy/medical abuse
- 0** (0.0%) Serious mental injury
- 0** (0.0%) Severe form of trafficking in persons or sex trafficking

NOTES: A report may have more than one allegation for each report; therefore, the total number of allegations will be greater than the total number of reports.

**\$5,315,174**

**EXPENDITURES** CHILD ABUSE INVESTIGATIONS AND GENERAL PROTECTIVE SERVICES ASSESSMENTS



NOTE: Expenditures include only state funding.

## 2018 FATALITIES

**1/47** ▶ **0** **1**

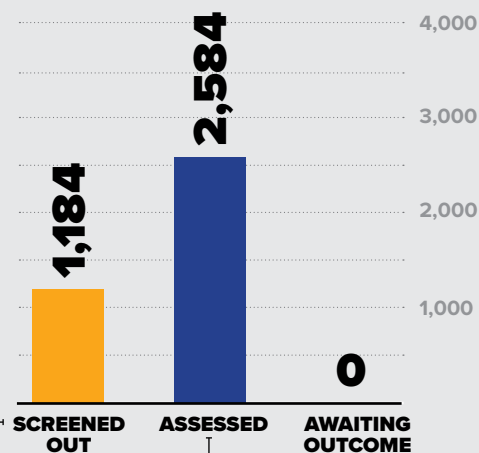
## 2018 NEAR FATALITIES

**0/89** ▶ **0** **0**

## 2018 REPORTS OF GENERAL PROTECTIVE SERVICES

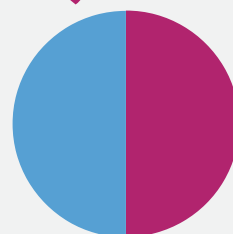
# 3,768

TOTAL REPORTS



### BREAKDOWN VALID ASSESSED REPORTS

## 1,288



■ TOTAL  
■ VALID  
■ INVALID

### NUMBER OF CHILDREN ASSESSED

## 4,392 TOTAL

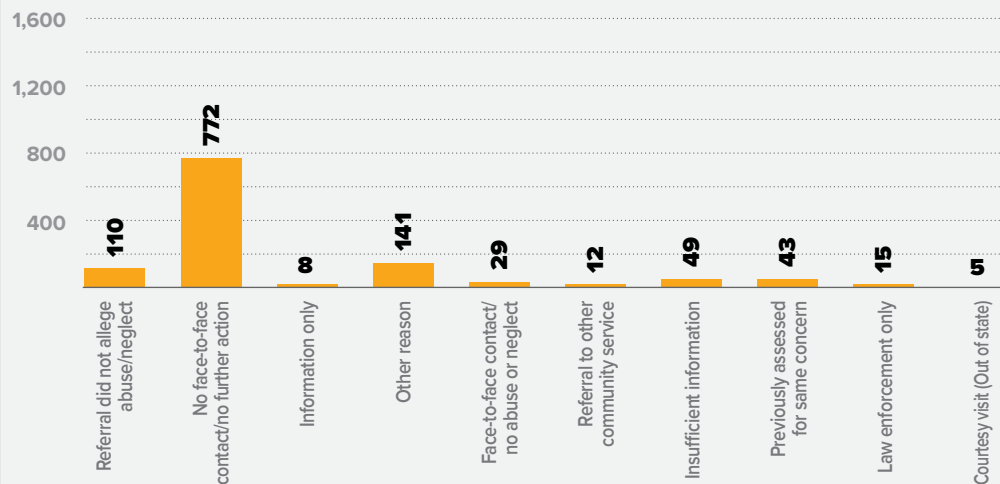
## 2,146 VALID

CHILDREN  
ASSESSED  
PER 1,000  
CHILDREN

## 102.5 TOTAL

## 50.1 VALID

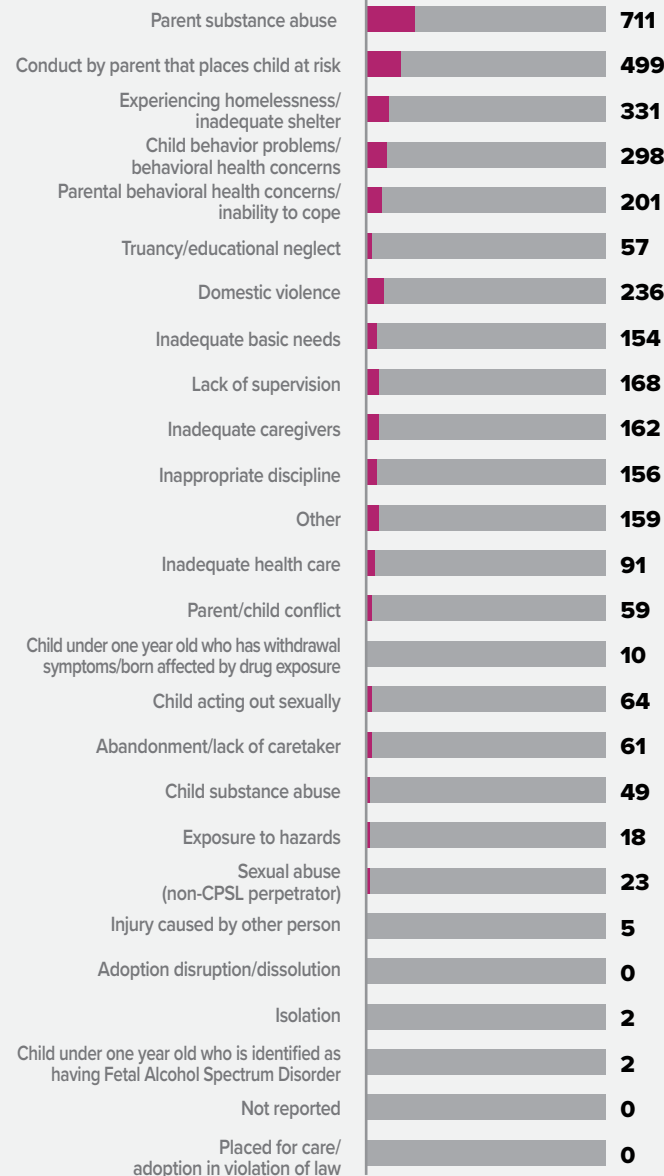
### BREAKDOWN REPORTS SCREENED OUT BY REASON



### VALID GPS ALLEGATIONS BY TYPE

# 3,516

TOTAL ALLEGATIONS



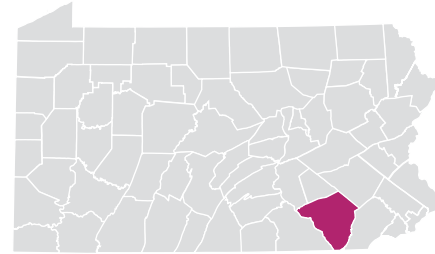
LACKAWANNA COUNTY

NOTES: A report may have more than one allegation for each report; therefore, the total number of allegations will be greater than the total number of reports. In some reports, more than one child was assessed with valid allegations; therefore, the number of children assessed exceeds the number of valid assessed reports.



# LANCASTER COUNTY

**URBAN** // POPULATION • 536,494 / POPULATION UNDER 18 • 128,724

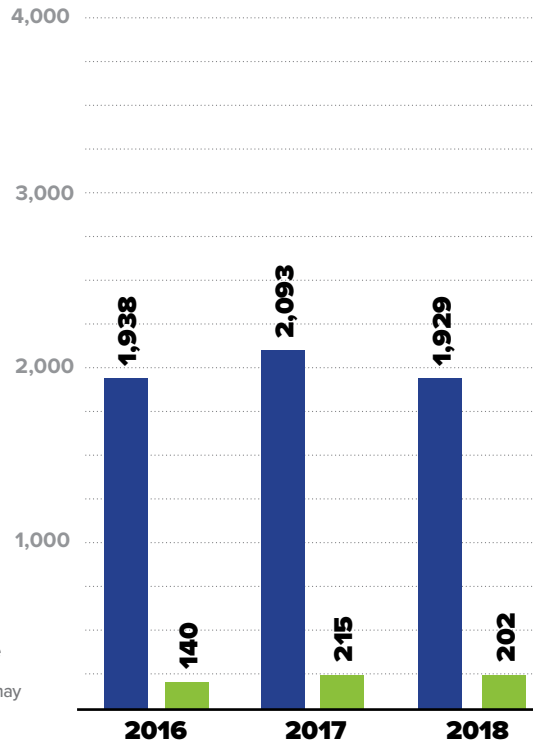


## 2018 REPORTS OF CHILD ABUSE

**1,929**  
TOTAL REPORTS

**202**  
SUBSTANTIATED REPORTS

NOTE: CPS and GPS data reported were investigated and substantiated by the county children and youth agency and may vary from statewide data which include both county and regional investigations.



### SUBSTANTIATED REPORTS BY GENDER OF VICTIM



**FEMALE**

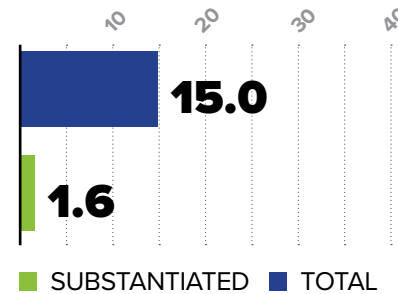
**114**  
56.4%



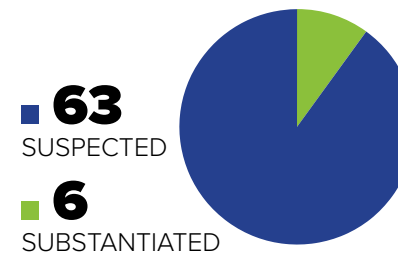
**MALE**

**88**  
43.6%

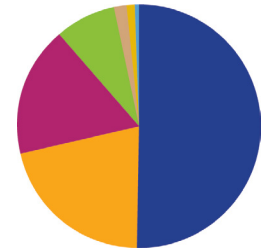
## CHILD ABUSE REPORTS PER 1,000 CHILDREN



## CASES OF REPEAT ABUSE SUBSTANTIATED REPORTS



## TYPES OF ALLEGATIONS SUBSTANTIATED REPORTS



**242** TOTAL ALLEGATIONS

- 122** (50.4%) Sexual abuse
- 51** (21.1%) Reasonable likelihood of bodily injury
- 42** (17.4%) Physical abuse/bodily injury
- 19** (7.9%) Serious physical neglect
- 4** (1.7%) Engaging in per se acts
- 3** (1.2%) Serious mental injury
- 1** (0.4%) Likelihood of sexual abuse/exploitation
- 0** (0.0%) Severe form of trafficking in persons or sex trafficking
- 0** (0.0%) Munchausen Syndrome by proxy/medical abuse

NOTES: A report may have more than one allegation for each report; therefore, the total number of allegations will be greater than the total number of reports.

**\$5,238,834**

**EXPENDITURES** CHILD ABUSE INVESTIGATIONS AND GENERAL PROTECTIVE SERVICES ASSESSMENTS



## 2018 FATALITIES

**2/47** ▶ **1** **1**

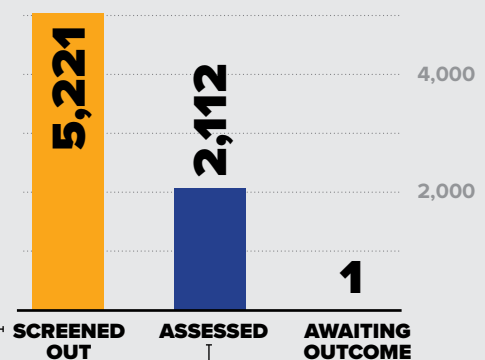
## 2018 NEAR FATALITIES

**1/89** ▶ **0** **1**

NOTE: Expenditures include only state funding.

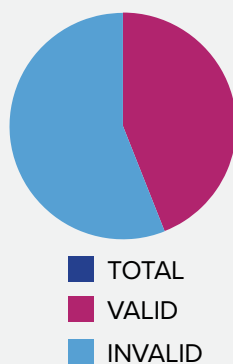
## 2018 REPORTS OF GENERAL PROTECTIVE SERVICES

**7,334**  
TOTAL REPORTS



### BREAKDOWN VALID ASSESSED REPORTS

**934**



### NUMBER OF CHILDREN ASSESSED

**3,166**  
TOTAL

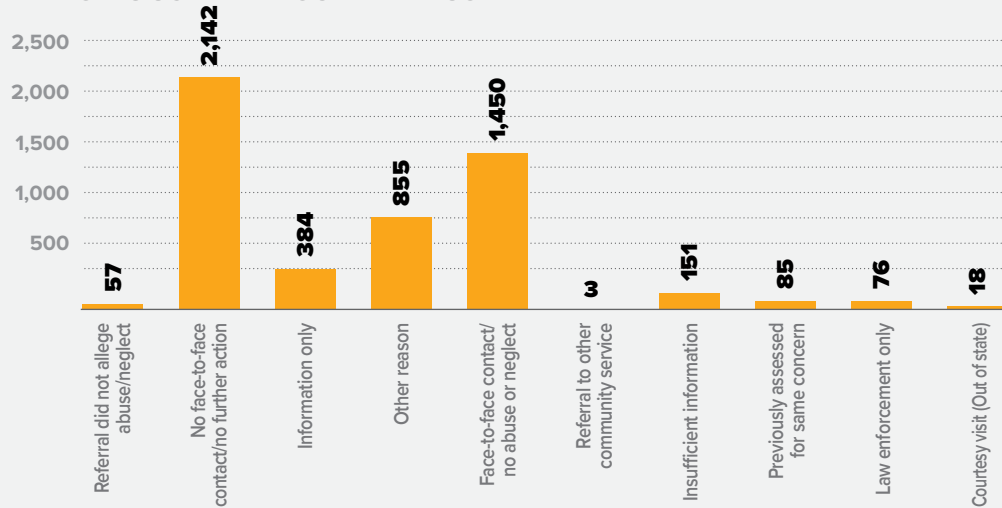
**1,287**  
VALID

CHILDREN  
ASSESSED  
PER 1,000  
CHILDREN

**24.6**  
TOTAL

**10.0**  
VALID

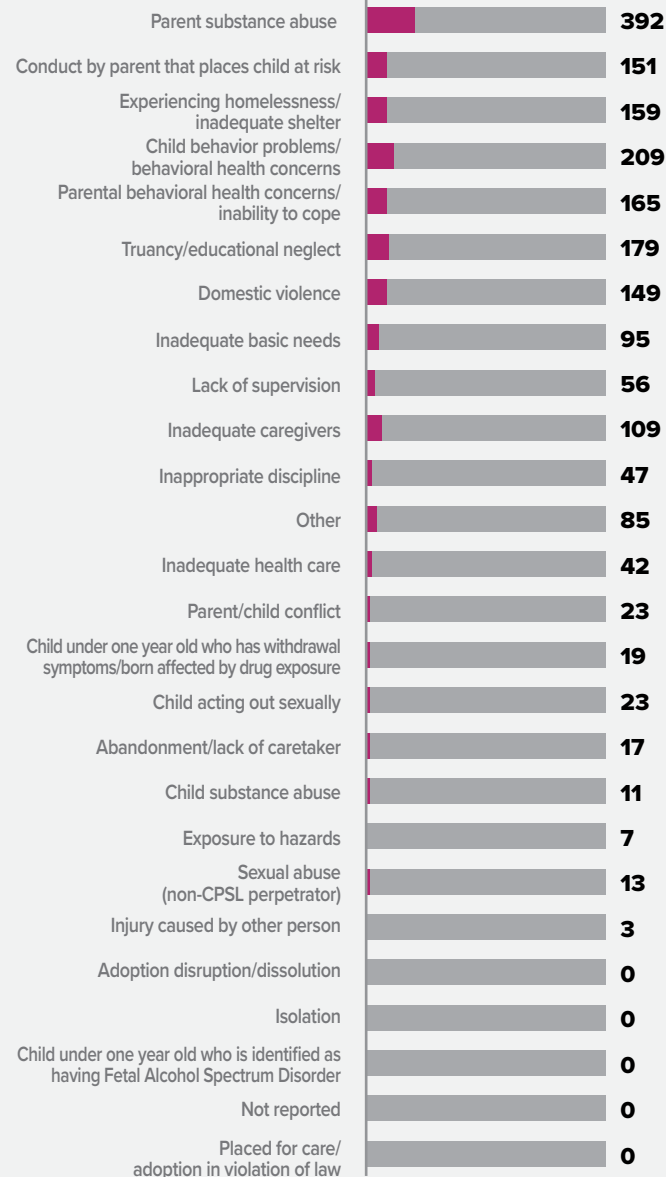
### BREAKDOWN REPORTS SCREENED OUT BY REASON



### VALID GPS ALLEGATIONS BY TYPE

**1,954**

TOTAL ALLEGATIONS



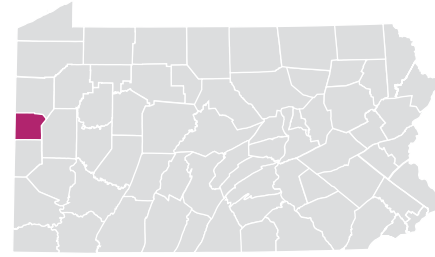
**LANCASTER COUNTY**

NOTES: A report may have more than one allegation for each report; therefore, the total number of allegations will be greater than the total number of reports. In some reports, more than one child was assessed with valid allegations; therefore, the number of children assessed exceeds the number of valid assessed reports.



# LAWRENCE COUNTY

**RURAL** // POPULATION • 88,231 / POPULATION UNDER 18 • 17,835



## 2018 REPORTS OF CHILD ABUSE

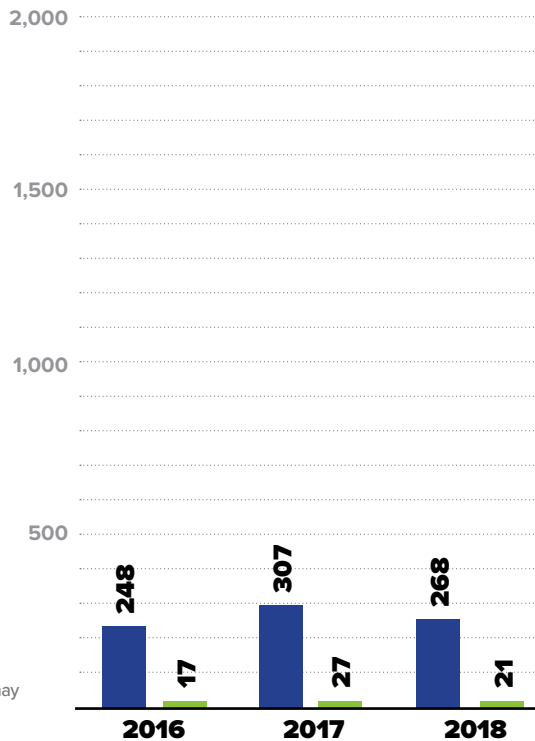
**268**

■ TOTAL REPORTS

**21**

■ SUBSTANTIATED REPORTS

NOTE: CPS and GPS data reported were investigated and substantiated by the county children and youth agency and may vary from statewide data which include both county and regional investigations.



### SUBSTANTIATED REPORTS BY GENDER OF VICTIM



**FEMALE**

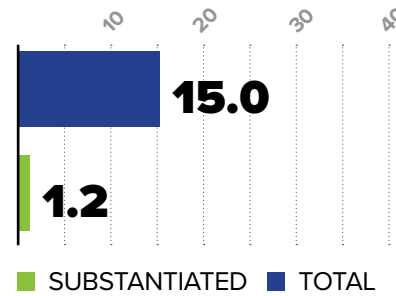
**12**  
57.1%



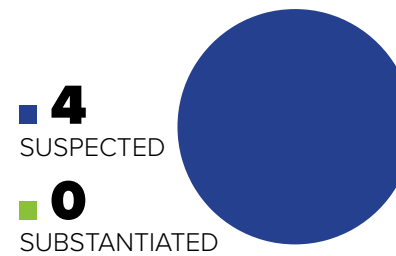
**MALE**

**9**  
42.9%

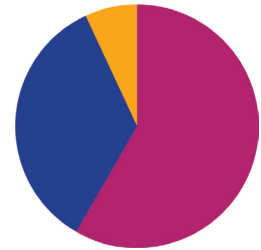
### CHILD ABUSE REPORTS PER 1,000 CHILDREN



### CASES OF REPEAT ABUSE SUBSTANTIATED REPORTS



### TYPES OF ALLEGATIONS SUBSTANTIATED REPORTS



**29** TOTAL ALLEGATIONS

- **17** (58.6%) Physical abuse/bodily injury
- **10** (34.5%) Sexual abuse
- **2** (6.9%) Reasonable likelihood of bodily injury
- **0** (0.0%) Serious physical neglect
- **0** (0.0%) Engaging in per se acts
- **0** (0.0%) Likelihood of sexual abuse/exploitation
- **0** (0.0%) Serious mental injury
- **0** (0.0%) Severe form of trafficking in persons or sex trafficking
- **0** (0.0%) Munchausen Syndrome by proxy/medical abuse

NOTES: A report may have more than one allegation for each report; therefore, the total number of allegations will be greater than the total number of reports.

**\$1,006,718**

**EXPENDITURES** CHILD ABUSE INVESTIGATIONS AND GENERAL PROTECTIVE SERVICES ASSESSMENTS



NOTE: Expenditures include only state funding.

### 2018 FATALITIES

**1/47** ▶ 1 0

### 2018 NEAR FATALITIES

**0/89** ▶ 0 0

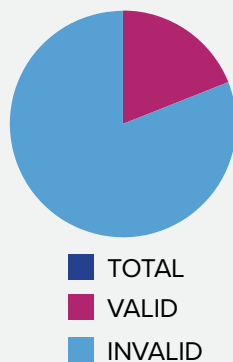
## 2018 REPORTS OF GENERAL PROTECTIVE SERVICES

**1,050**  
TOTAL REPORTS



### BREAKDOWN VALID ASSESSED REPORTS

**137**



### NUMBER OF CHILDREN ASSESSED

**1,046**  
TOTAL

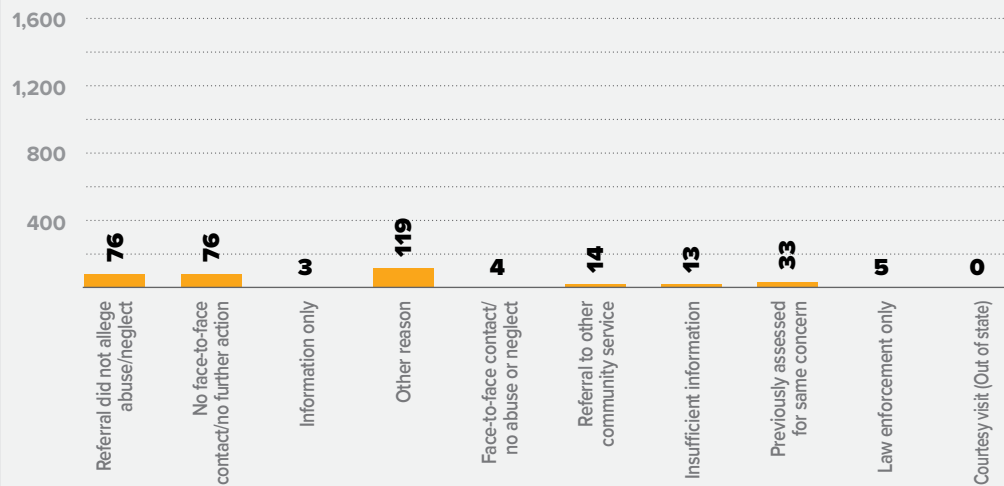
**197**  
VALID

CHILDREN  
ASSESSED  
PER 1,000  
CHILDREN

**58.6**  
TOTAL

**11.0**  
VALID

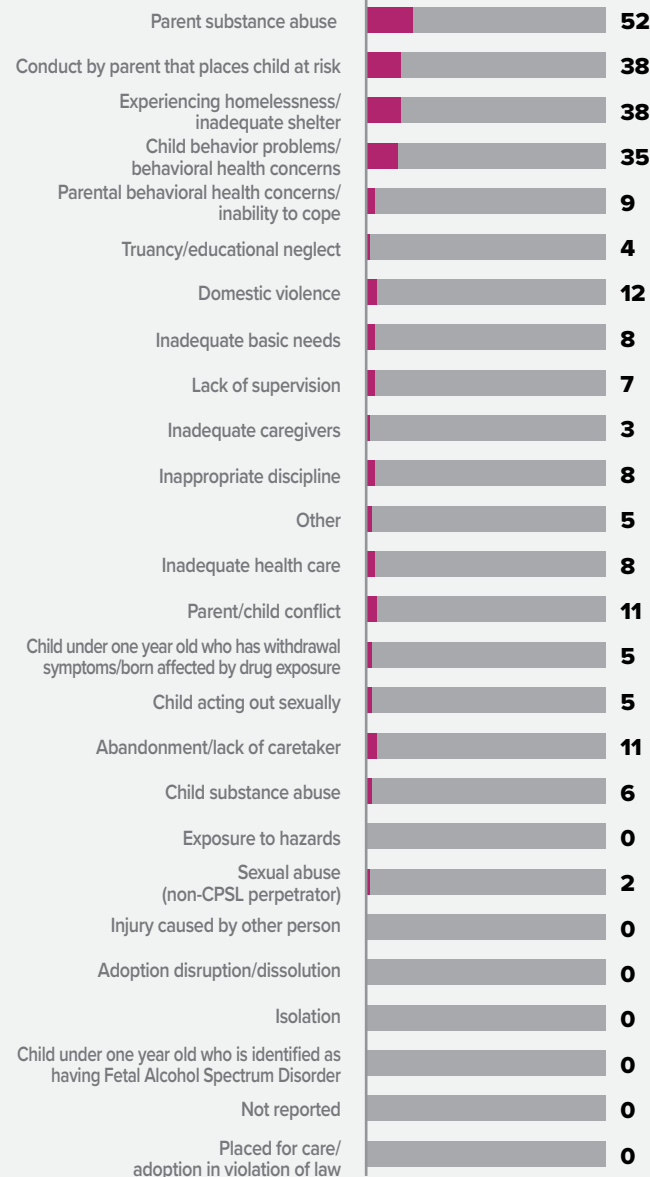
### BREAKDOWN REPORTS SCREENED OUT BY REASON



### VALID GPS ALLEGATIONS BY TYPE

**267**

TOTAL ALLEGATIONS



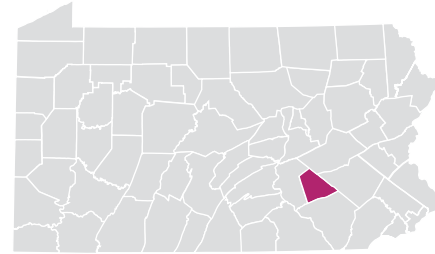
**LAWRENCE COUNTY**

NOTES: A report may have more than one allegation for each report; therefore, the total number of allegations will be greater than the total number of reports. In some reports, more than one child was assessed with valid allegations; therefore, the number of children assessed exceeds the number of valid assessed reports.



# LEBANON COUNTY

**URBAN** // POPULATION • 137,616 / POPULATION UNDER 18 • 31,635



## 2018 REPORTS OF CHILD ABUSE

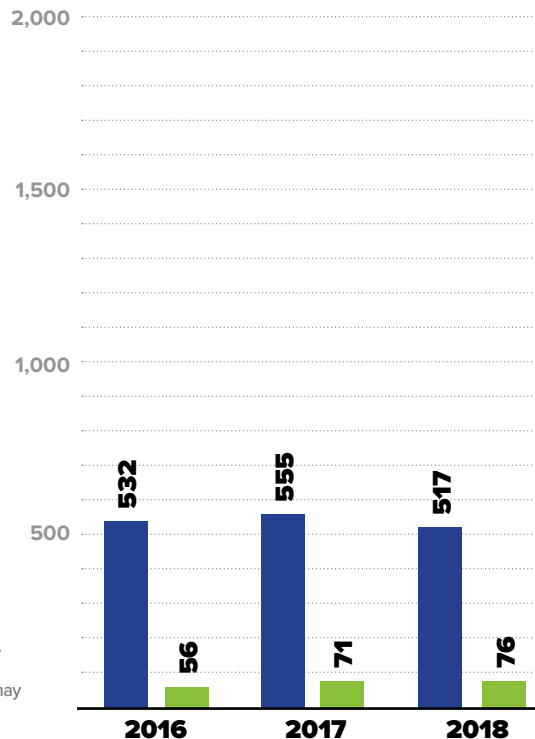
**517**

■ TOTAL REPORTS

**76**

■ SUBSTANTIATED REPORTS

NOTE: CPS and GPS data reported were investigated and substantiated by the county children and youth agency and may vary from statewide data which include both county and regional investigations.



### SUBSTANTIATED REPORTS BY GENDER OF VICTIM



**FEMALE**

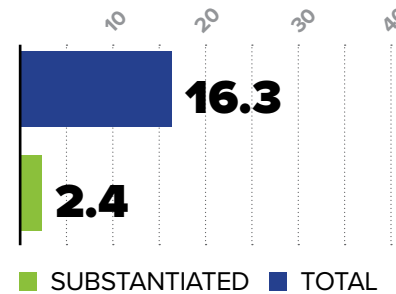
**52**  
68.4%



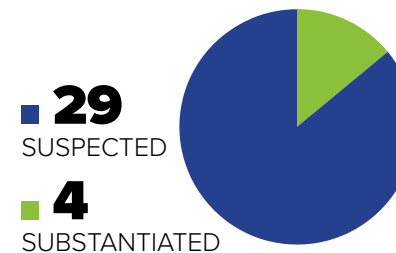
**MALE**

**24**  
31.6%

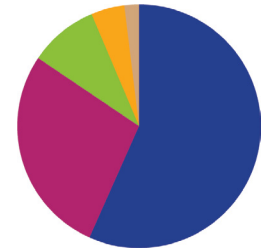
## CHILD ABUSE REPORTS PER 1,000 CHILDREN



## CASES OF REPEAT ABUSE SUBSTANTIATED REPORTS



## TYPES OF ALLEGATIONS SUBSTANTIATED REPORTS



**111** TOTAL ALLEGATIONS

- **63** (56.8%) Sexual abuse
- **31** (27.9%) Physical abuse/bodily injury
- **10** (9.0%) Serious physical neglect
- **5** (4.5%) Reasonable likelihood of bodily injury
- **2** (1.8%) Engaging in per se acts
- **0** (0.0%) Likelihood of sexual abuse/exploitation
- **0** (0.0%) Serious mental injury
- **0** (0.0%) Severe form of trafficking in persons or sex trafficking
- **0** (0.0%) Munchausen Syndrome by proxy/medical abuse

NOTES: A report may have more than one allegation for each report; therefore, the total number of allegations will be greater than the total number of reports.

**\$814,552**

**EXPENDITURES** CHILD ABUSE INVESTIGATIONS AND GENERAL PROTECTIVE SERVICES ASSESSMENTS



## 2018 FATALITIES

**0/47** ▶

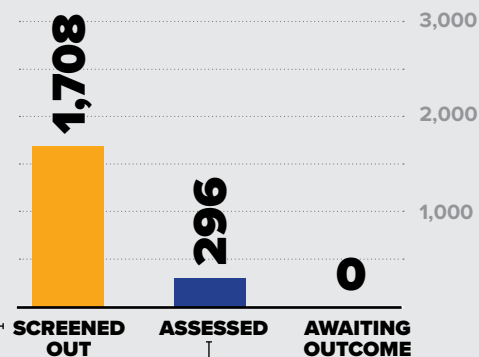
## 2018 NEAR FATALITIES

**0/89** ▶

NOTE: Expenditures include only state funding.

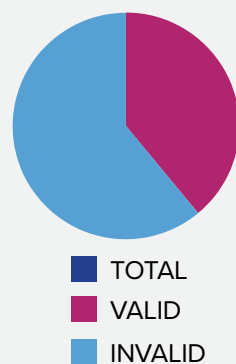
## 2018 REPORTS OF GENERAL PROTECTIVE SERVICES

**2,004**  
TOTAL REPORTS



### BREAKDOWN VALID ASSESSED REPORTS

**115**



### NUMBER OF CHILDREN ASSESSED

**406**  
TOTAL

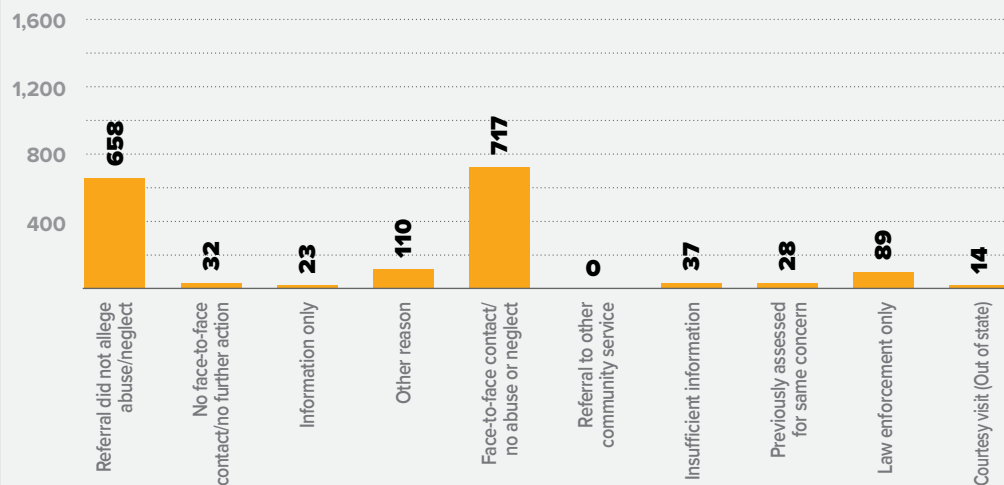
**157**  
VALID

CHILDREN  
ASSESSED  
PER 1,000  
CHILDREN

**12.8**  
TOTAL

**5.0**  
VALID

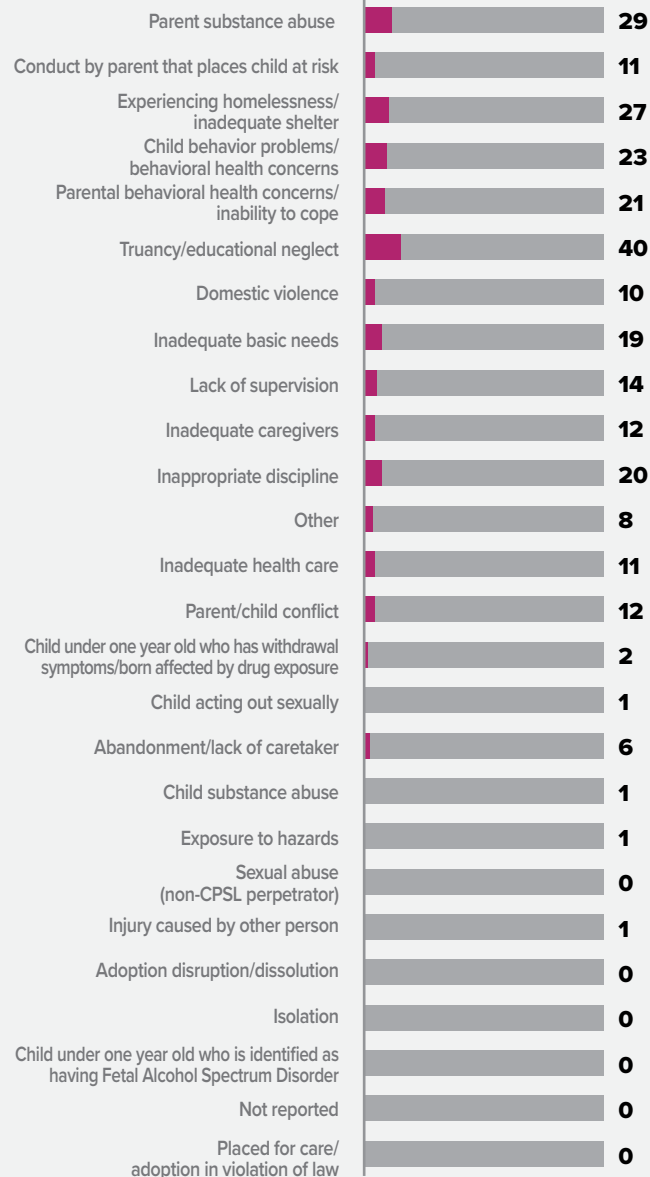
### BREAKDOWN REPORTS SCREENED OUT BY REASON



### VALID GPS ALLEGATIONS BY TYPE

**269**

TOTAL ALLEGATIONS



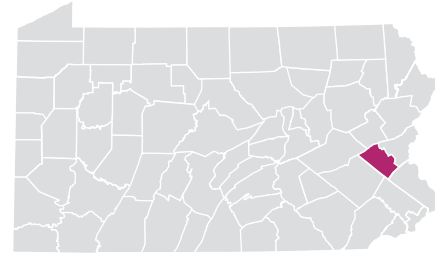
**LEBANON COUNTY**

NOTES: A report may have more than one allegation for each report; therefore, the total number of allegations will be greater than the total number of reports. In some reports, more than one child was assessed with valid allegations; therefore, the number of children assessed exceeds the number of valid assessed reports.



# LEHIGH COUNTY

**URBAN** // POPULATION • 360,774 / POPULATION UNDER 18 • 82,388

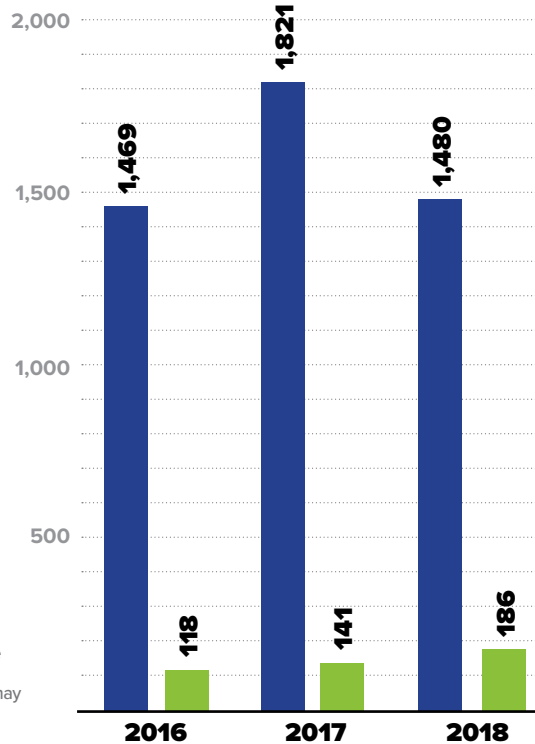


## 2018 REPORTS OF CHILD ABUSE

**1,480**  
TOTAL REPORTS

**186**  
SUBSTANTIATED REPORTS

NOTE: CPS and GPS data reported were investigated and substantiated by the county children and youth agency and may vary from statewide data which include both county and regional investigations.



### SUBSTANTIATED REPORTS BY GENDER OF VICTIM

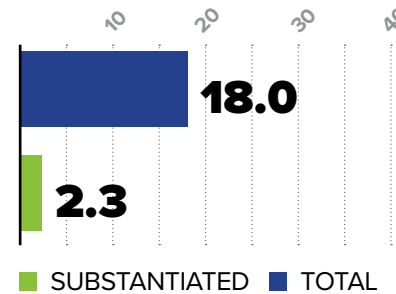


**FEMALE**  
**112**  
60.2%

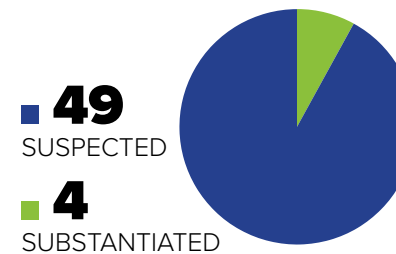


**MALE**  
**74**  
39.8%

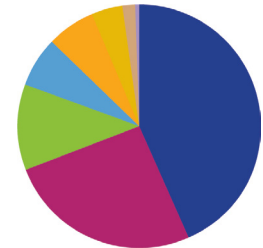
### CHILD ABUSE REPORTS PER 1,000 CHILDREN



### CASES OF REPEAT ABUSE SUBSTANTIATED REPORTS



### TYPES OF ALLEGATIONS SUBSTANTIATED REPORTS



**253** TOTAL ALLEGATIONS

- 110** (43.5%) Sexual abuse
- 65** (25.7%) Physical abuse/bodily injury
- 29** (11.5%) Serious physical neglect
- 17** (6.7%) Likelihood of sexual abuse/exploitation
- 16** (6.3%) Reasonable likelihood of bodily injury
- 11** (4.3%) Serious mental injury
- 4** (1.6%) Engaging in per se acts
- 1** (0.4%) Severe form of trafficking in persons or sex trafficking
- 0** (0.0%) Munchausen Syndrome by proxy/medical abuse

NOTES: A report may have more than one allegation for each report; therefore, the total number of allegations will be greater than the total number of reports.

**\$5,613,859**

**EXPENDITURES** CHILD ABUSE INVESTIGATIONS AND GENERAL PROTECTIVE SERVICES ASSESSMENTS



NOTE: Expenditures include only state funding.

### 2018 FATALITIES

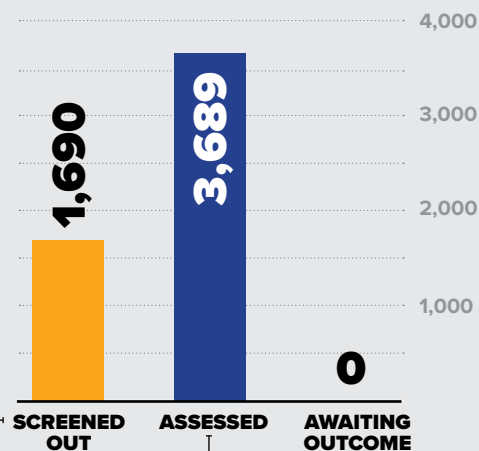
**1/47** ▶ 1 0

### 2018 NEAR FATALITIES

**6/89** ▶ 1 5

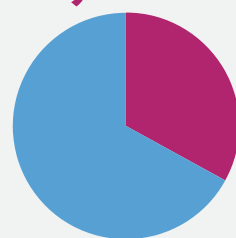
## 2018 REPORTS OF GENERAL PROTECTIVE SERVICES

**5,379**  
TOTAL REPORTS



### BREAKDOWN VALID ASSESSED REPORTS

**1,226**



■ TOTAL  
■ VALID  
■ INVALID

### NUMBER OF CHILDREN ASSESSED

**5,207**  
TOTAL

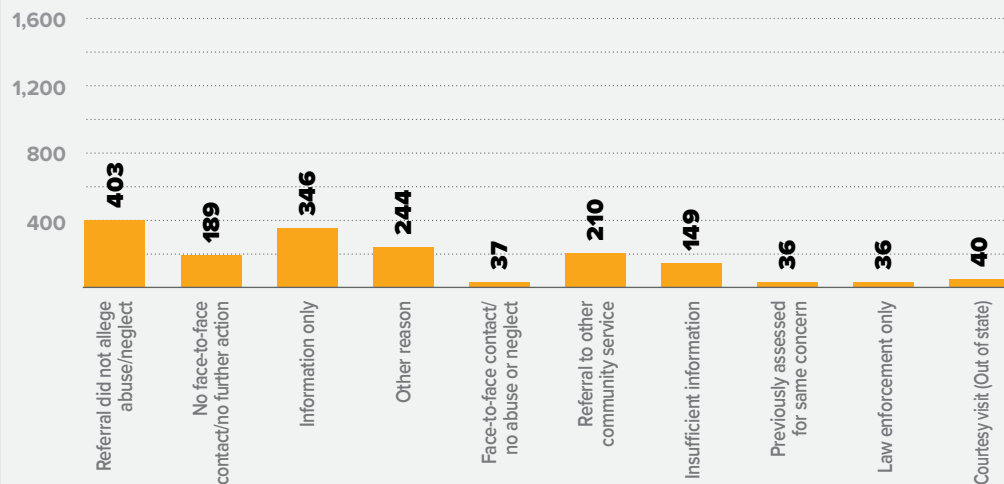
**1,719**  
VALID

CHILDREN  
ASSESSED  
PER 1,000  
CHILDREN

**63.2**  
TOTAL

**20.9**  
VALID

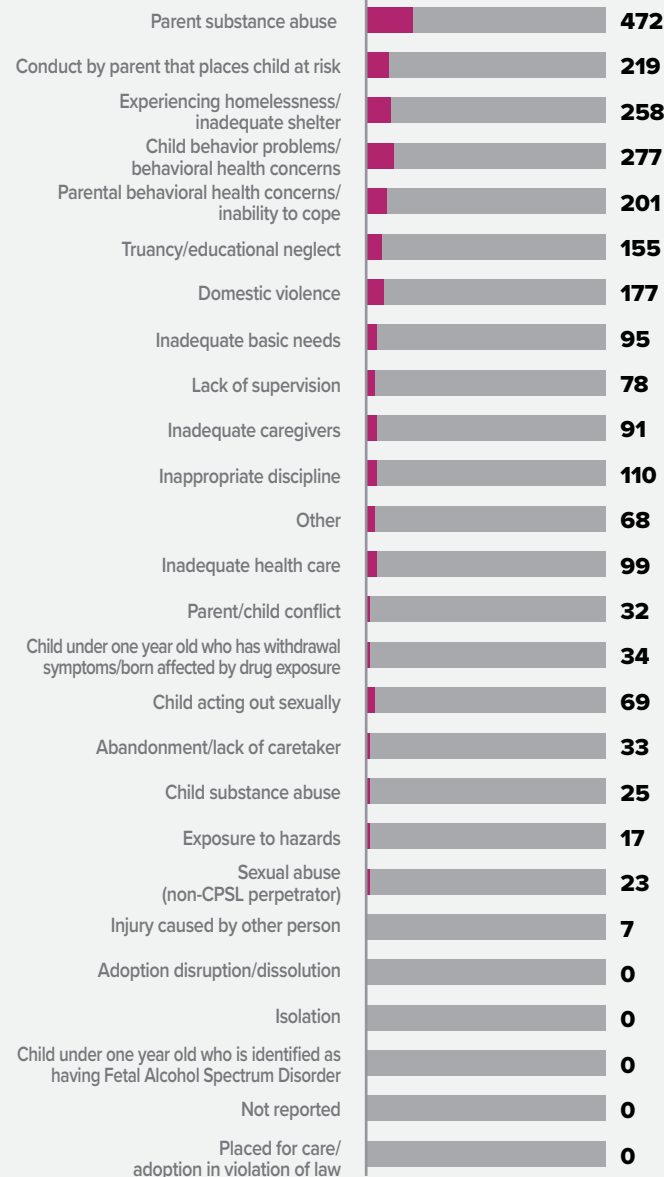
### BREAKDOWN REPORTS SCREENED OUT BY REASON



### VALID GPS ALLEGATIONS BY TYPE

**2,540**

TOTAL ALLEGATIONS



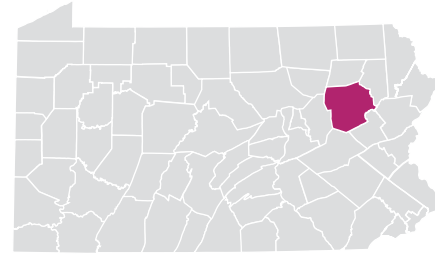
**LEHIGH COUNTY**

NOTES: A report may have more than one allegation for each report; therefore, the total number of allegations will be greater than the total number of reports. In some reports, more than one child was assessed with valid allegations; therefore, the number of children assessed exceeds the number of valid assessed reports.



# LUZERNE COUNTY

**URBAN** // POPULATION • 318,222 / POPULATION UNDER 18 • 62,416



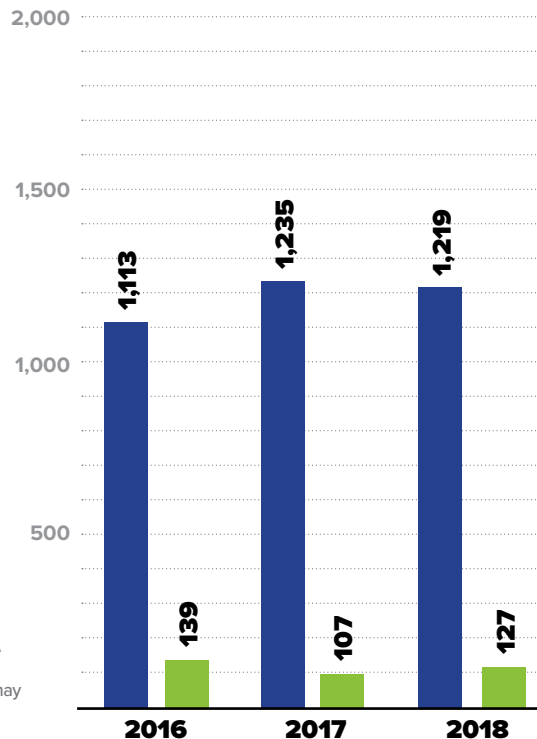
## 2018 REPORTS OF CHILD ABUSE

**1,219**  
TOTAL REPORTS

**127**  
SUBSTANTIATED REPORTS

■ TOTAL REPORTS  
■ SUBSTANTIATED REPORTS

NOTE: CPS and GPS data reported were investigated and substantiated by the county children and youth agency and may vary from statewide data which include both county and regional investigations.



### SUBSTANTIATED REPORTS BY GENDER OF VICTIM

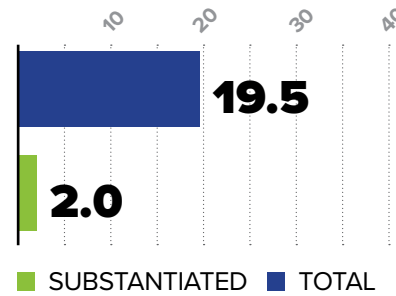


**FEMALE**  
**78**  
**61.4%**

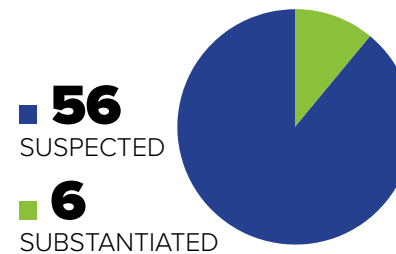


**MALE**  
**49**  
**38.6%**

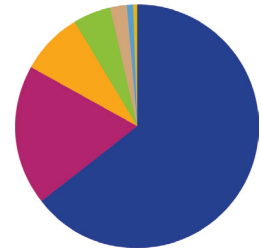
## CHILD ABUSE REPORTS PER 1,000 CHILDREN



## CASES OF REPEAT ABUSE SUBSTANTIATED REPORTS



## TYPES OF ALLEGATIONS SUBSTANTIATED REPORTS




**292** TOTAL ALLEGATIONS

- **188** (64.4%) Sexual abuse
- **55** (18.8%) Physical abuse/bodily injury
- **24** (8.2%) Reasonable likelihood of bodily injury
- **15** (5.1%) Serious physical neglect
- **6** (2.1%) Engaging in per se acts
- **3** (1.0%) Likelihood of sexual abuse/exploitation
- **1** (0.3%) Serious mental injury
- **0** (0.0%) Severe form of trafficking in persons or sex trafficking
- **0** (0.0%) Munchausen Syndrome by proxy/medical abuse

NOTES: A report may have more than one allegation for each report; therefore, the total number of allegations will be greater than the total number of reports.

**\$8,080,739**

**EXPENDITURES** CHILD ABUSE  
INVESTIGATIONS AND GENERAL  
PROTECTIVE SERVICES ASSESSMENTS



## 2018 FATALITIES

**2/47** ▶ 1 1

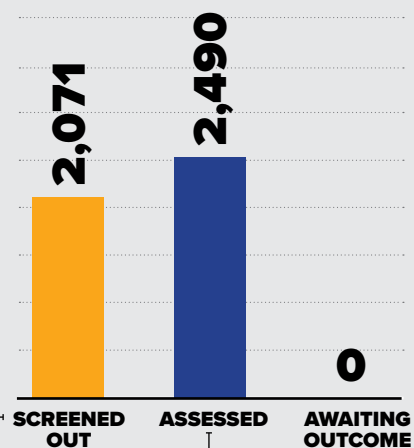
## 2018 NEAR FATALITIES

**2/89** ▶ 2 0

NOTE: Expenditures include only state funding.

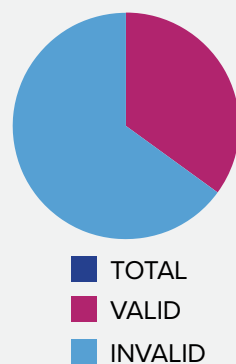
## 2018 REPORTS OF GENERAL PROTECTIVE SERVICES

**4,561**  
TOTAL REPORTS



### BREAKDOWN VALID ASSESSED REPORTS

**868**



### NUMBER OF CHILDREN ASSESSED

**3,892**  
TOTAL

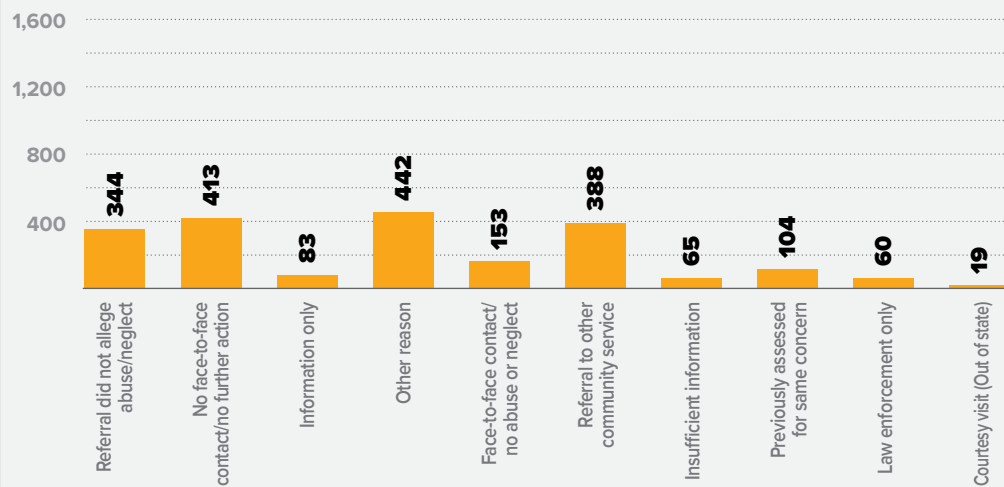
**1,271**  
VALID

CHILDREN  
ASSESSED  
PER 1,000  
CHILDREN

**62.4**  
TOTAL

**20.4**  
VALID

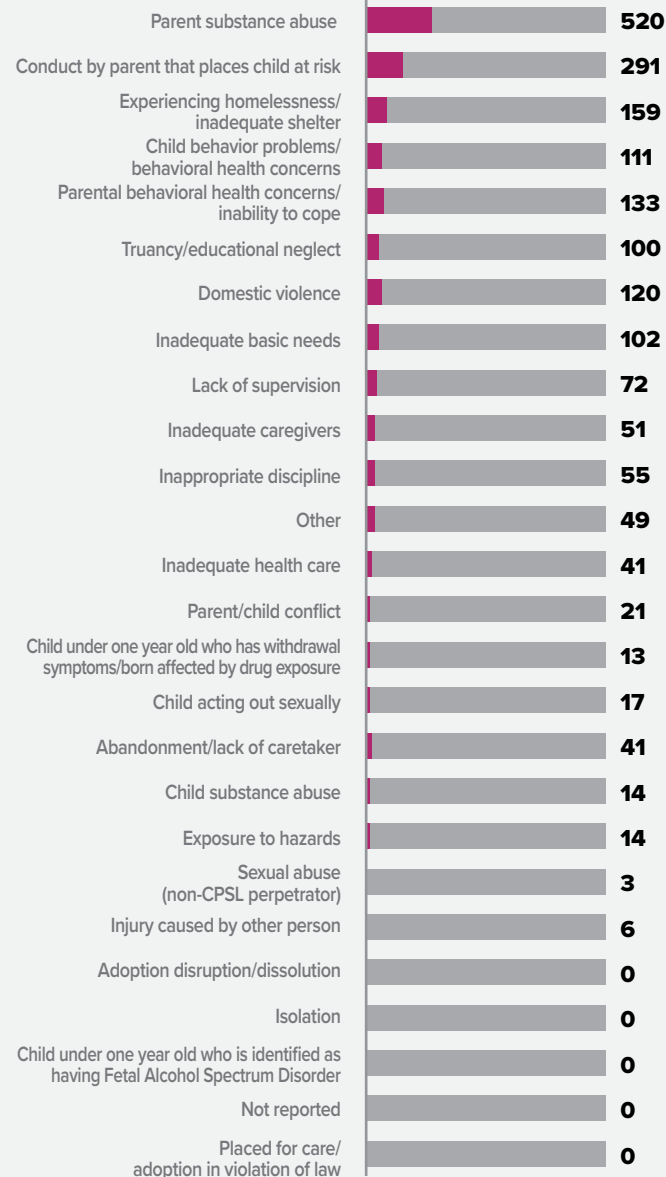
### BREAKDOWN REPORTS SCREENED OUT BY REASON



### VALID GPS ALLEGATIONS BY TYPE

**1,933**

TOTAL ALLEGATIONS



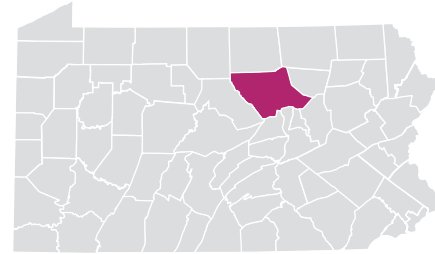
**LUZERNE COUNTY**

NOTES: A report may have more than one allegation for each report; therefore, the total number of allegations will be greater than the total number of reports. In some reports, more than one child was assessed with valid allegations; therefore, the number of children assessed exceeds the number of valid assessed reports.



# LYCOMING COUNTY

**RURAL** // POPULATION • 115,398 / POPULATION UNDER 18 • 23,817

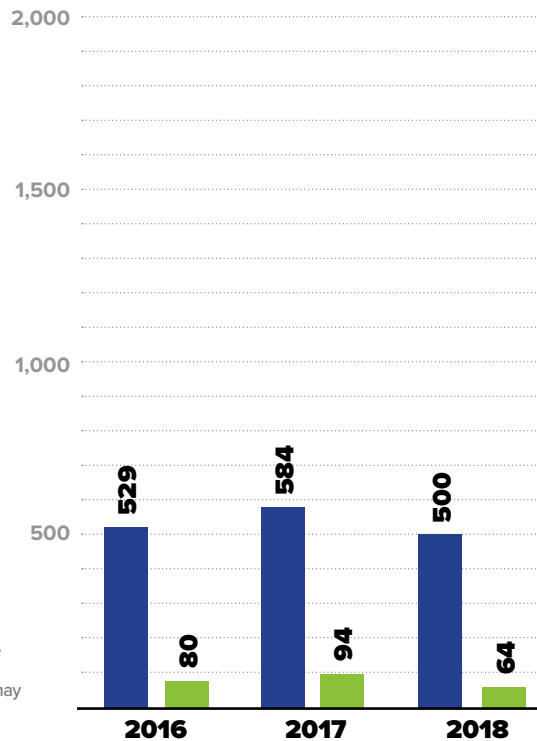


## 2018 REPORTS OF CHILD ABUSE

**500**  
TOTAL REPORTS

**64**  
SUBSTANTIATED REPORTS

NOTE: CPS and GPS data reported were investigated and substantiated by the county children and youth agency and may vary from statewide data which include both county and regional investigations.



### SUBSTANTIATED REPORTS BY GENDER OF VICTIM

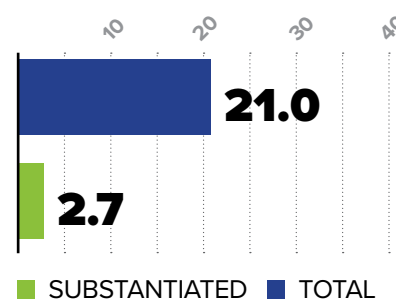


**FEMALE**  
**36**  
56.3%

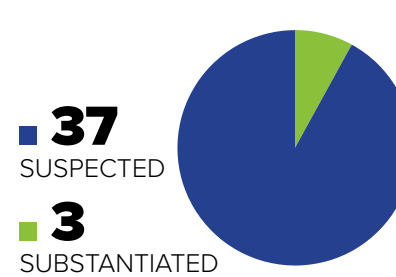


**MALE**  
**28**  
43.8%

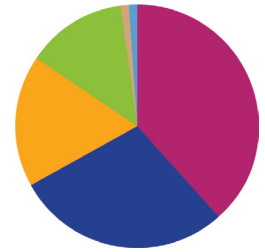
### CHILD ABUSE REPORTS PER 1,000 CHILDREN



### CASES OF REPEAT ABUSE SUBSTANTIATED REPORTS



### TYPES OF ALLEGATIONS SUBSTANTIATED REPORTS



**91** TOTAL ALLEGATIONS

- 35** (38.5%) Physical abuse/bodily injury
- 26** (28.6%) Sexual abuse
- 16** (17.6%) Reasonable likelihood of bodily injury
- 12** (13.2%) Serious physical neglect
- 1** (1.1%) Engaging in per se acts
- 1** (1.1%) Likelihood of sexual abuse/exploitation
- 0** (0.0%) Serious mental injury
- 0** (0.0%) Severe form of trafficking in persons or sex trafficking
- 0** (0.0%) Munchausen Syndrome by proxy/medical abuse

NOTES: A report may have more than one allegation for each report; therefore, the total number of allegations will be greater than the total number of reports.

**\$1,959,551**

**EXPENDITURES** CHILD ABUSE INVESTIGATIONS AND GENERAL PROTECTIVE SERVICES ASSESSMENTS



### 2018 FATALITIES

**0/47** ▶

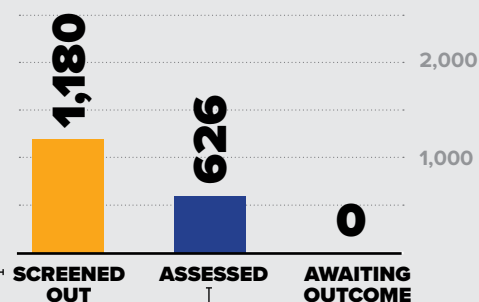
### 2018 NEAR FATALITIES

**1/89** ▶

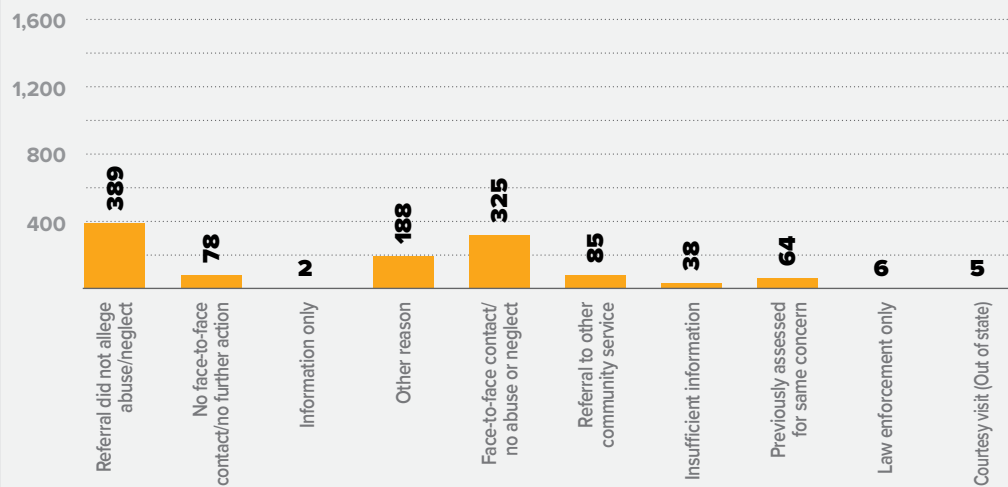
NOTE: Expenditures include only state funding.

## 2018 REPORTS OF GENERAL PROTECTIVE SERVICES

**1,806**  
TOTAL REPORTS

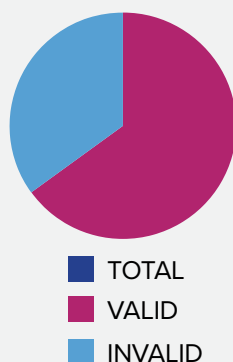


### BREAKDOWN REPORTS SCREENED OUT BY REASON



### BREAKDOWN VALID ASSESSED REPORTS

**409**



### NUMBER OF CHILDREN ASSESSED

**869**  
TOTAL

**548**  
VALID

CHILDREN  
ASSESSED  
PER 1,000  
CHILDREN

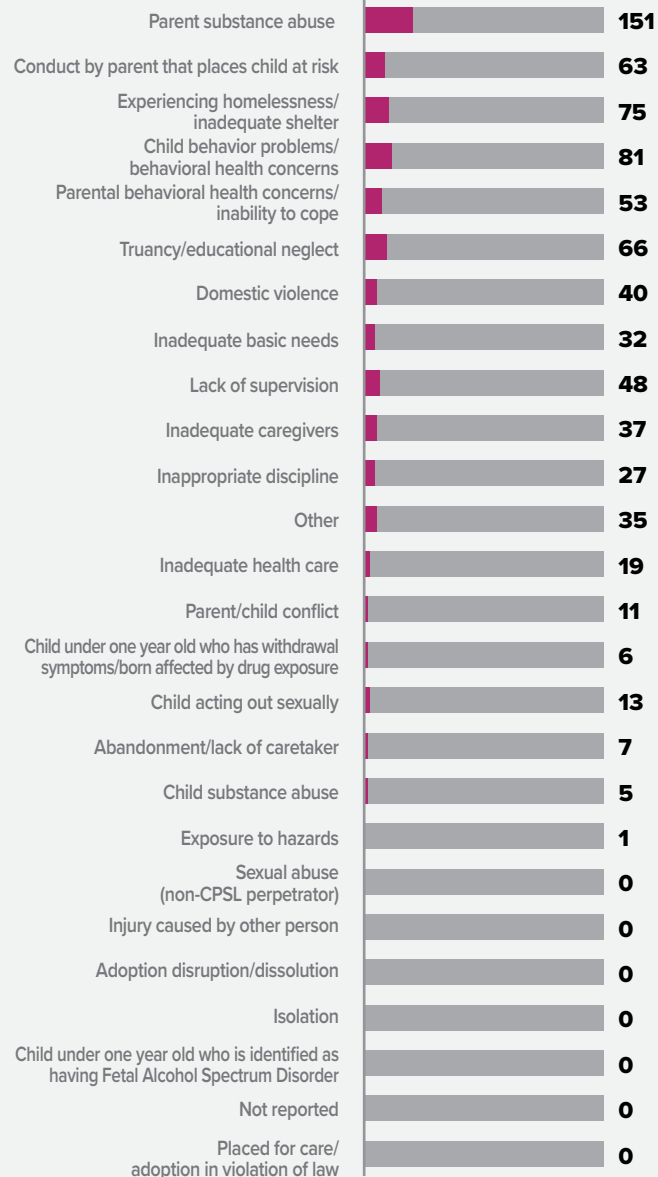
**36.5**  
TOTAL

**23.0**  
VALID

### VALID GPS ALLEGATIONS BY TYPE

**770**

TOTAL ALLEGATIONS



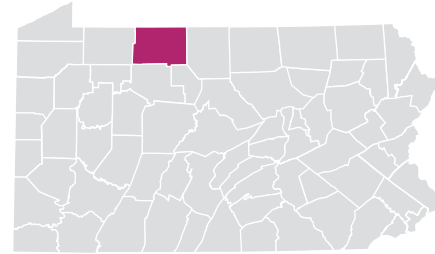
LYCOMING COUNTY

NOTES: A report may have more than one allegation for each report; therefore, the total number of allegations will be greater than the total number of reports. In some reports, more than one child was assessed with valid allegations; therefore, the number of children assessed exceeds the number of valid assessed reports.



# MCKEAN COUNTY

**RURAL** // POPULATION • 42,070 / POPULATION UNDER 18 • 8,401



## 2018 REPORTS OF CHILD ABUSE

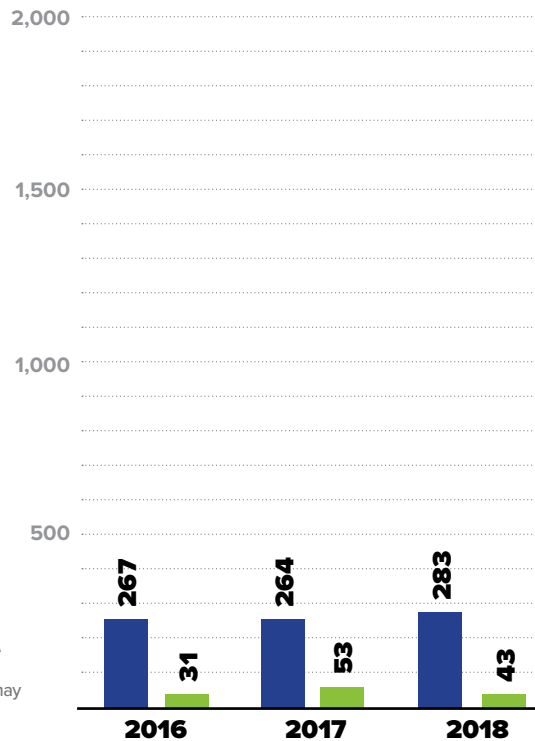
**283**

■ TOTAL REPORTS

**43**

■ SUBSTANTIATED REPORTS

NOTE: CPS and GPS data reported were investigated and substantiated by the county children and youth agency and may vary from statewide data which include both county and regional investigations.



**SUBSTANTIATED REPORTS BY GENDER OF VICTIM**



**FEMALE**

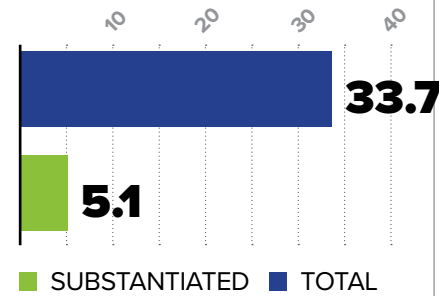
**24**  
55.8%



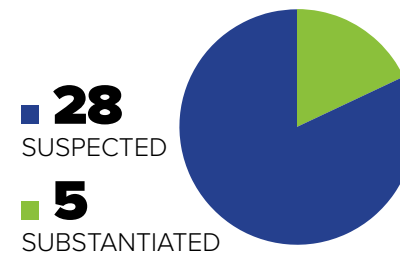
**MALE**

**19**  
44.2%

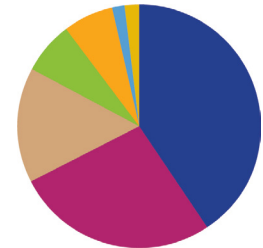
## CHILD ABUSE REPORTS PER 1,000 CHILDREN



## CASES OF REPEAT ABUSE SUBSTANTIATED REPORTS



## TYPES OF ALLEGATIONS SUBSTANTIATED REPORTS



**59** TOTAL ALLEGATIONS

- **24** (40.7%) Sexual abuse
- **16** (27.1%) Physical abuse/bodily injury
- **9** (15.3%) Engaging in per se acts
- **4** (6.8%) Serious physical neglect
- **4** (6.8%) Reasonable likelihood of bodily injury
- **1** (1.7%) Likelihood of sexual abuse/exploitation
- **1** (1.7%) Serious mental injury
- **0** (0.0%) Severe form of trafficking in persons or sex trafficking
- **0** (0.0%) Munchausen Syndrome by proxy/medical abuse

NOTES: A report may have more than one allegation for each report; therefore, the total number of allegations will be greater than the total number of reports.

**\$1,024,617**

**EXPENDITURES** CHILD ABUSE INVESTIGATIONS AND GENERAL PROTECTIVE SERVICES ASSESSMENTS



NOTE: Expenditures include only state funding.

## 2018 FATALITIES

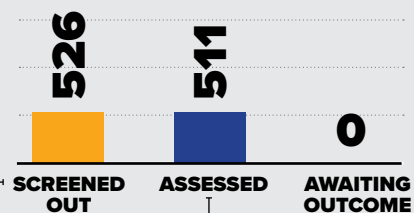
**0/47** ▶ 0 0 0

## 2018 NEAR FATALITIES

**1/89** ▶ 0 0 1

## 2018 REPORTS OF GENERAL PROTECTIVE SERVICES

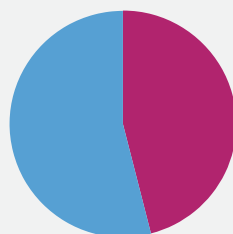
**1,037**  
TOTAL REPORTS



6,000  
5,000  
4,000  
3,000  
2,000  
1,000

### BREAKDOWN VALID ASSESSED REPORTS

**235**



■ TOTAL  
■ VALID  
■ INVALID

### NUMBER OF CHILDREN ASSESSED

**782**  
TOTAL

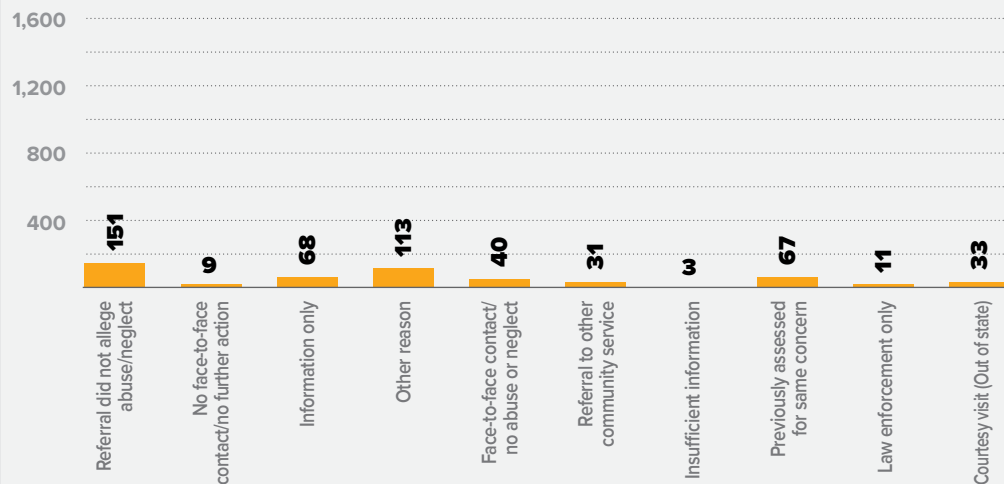
**381**  
VALID

CHILDREN  
ASSESSED  
PER 1,000  
CHILDREN

**93.1**  
TOTAL

**45.4**  
VALID

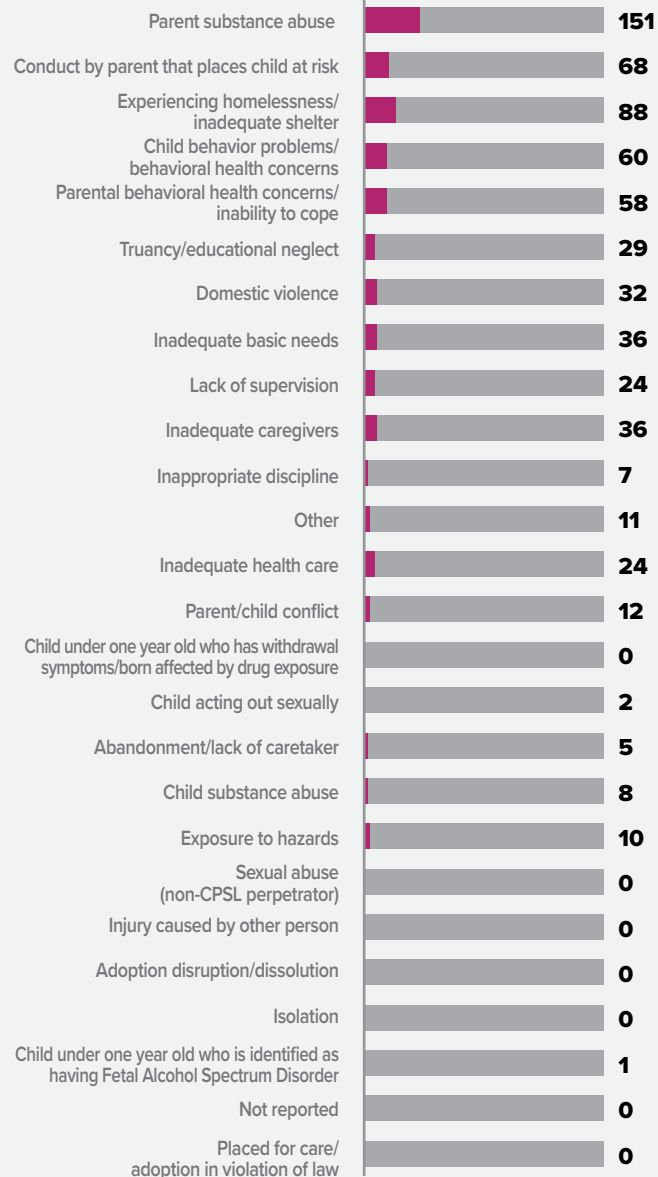
### BREAKDOWN REPORTS SCREENED OUT BY REASON



### VALID GPS ALLEGATIONS BY TYPE

**662**

TOTAL ALLEGATIONS



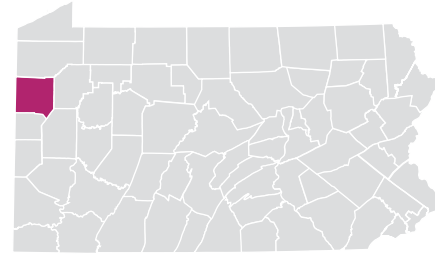
**MCKEAN COUNTY**

NOTES: A report may have more than one allegation for each report; therefore, the total number of allegations will be greater than the total number of reports. In some reports, more than one child was assessed with valid allegations; therefore, the number of children assessed exceeds the number of valid assessed reports.



# MERCER COUNTY

**RURAL** // POPULATION • 113,623 / POPULATION UNDER 18 • 22,842



## 2018 REPORTS OF CHILD ABUSE

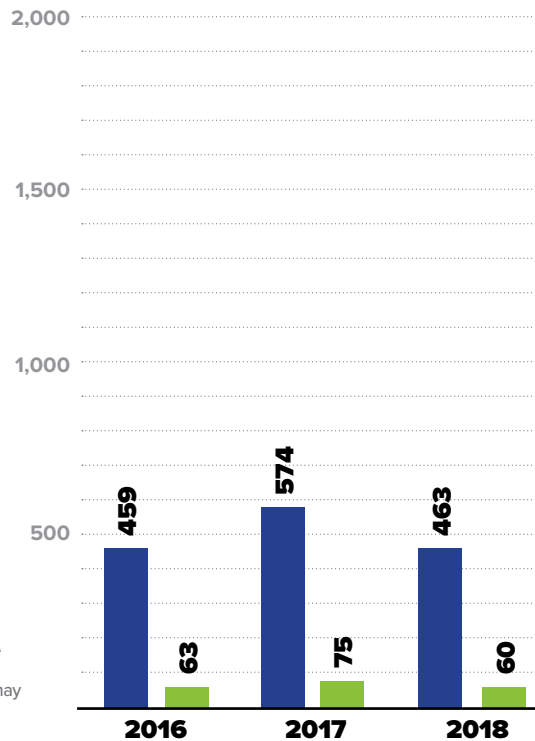
**463**

■ TOTAL REPORTS

**60**

■ SUBSTANTIATED  
REPORTS

NOTE: CPS and GPS data reported were investigated and substantiated by the county children and youth agency and may vary from statewide data which include both county and regional investigations.



**SUBSTANTIATED  
REPORTS  
BY GENDER  
OF VICTIM**



**FEMALE**

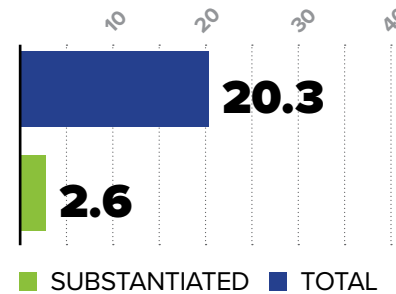
**40**  
66.7%



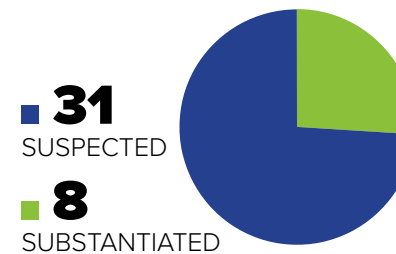
**MALE**

**20**  
33.3%

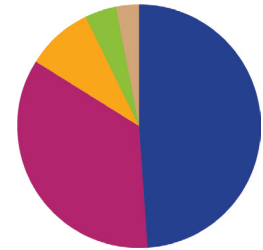
## CHILD ABUSE REPORTS PER 1,000 CHILDREN



## CASES OF REPEAT ABUSE SUBSTANTIATED REPORTS



## TYPES OF ALLEGATIONS SUBSTANTIATED REPORTS




**100** TOTAL  
ALLEGATIONS

- **49** (49.0%) Sexual abuse
- **35** (35.0%) Physical abuse/bodily injury
- **9** (9.0%) Reasonable likelihood of bodily injury
- **4** (4.0%) Serious physical neglect
- **3** (3.0%) Engaging in per se acts
- **0** (0.0%) Likelihood of sexual abuse/exploitation
- **0** (0.0%) Serious mental injury
- **0** (0.0%) Severe form of trafficking in persons or sex trafficking
- **0** (0.0%) Munchausen Syndrome by proxy/medical abuse

NOTES: A report may have more than one allegation for each report; therefore, the total number of allegations will be greater than the total number of reports.

**\$1,527,351**

**EXPENDITURES** CHILD ABUSE  
INVESTIGATIONS AND GENERAL  
PROTECTIVE SERVICES ASSESSMENTS



NOTE: Expenditures include only state funding.

## 2018 FATALITIES

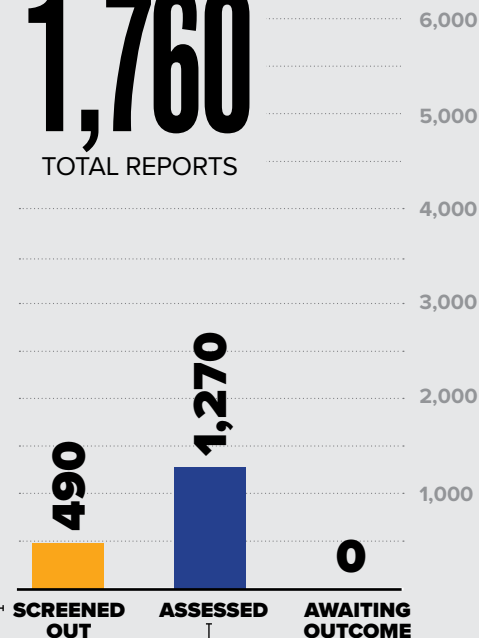
**0/47** ▶

## 2018 NEAR FATALITIES

**0/89** ▶

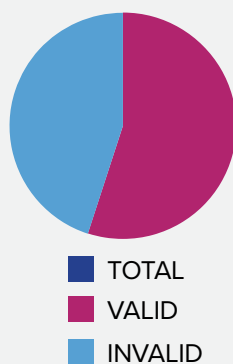
## 2018 REPORTS OF GENERAL PROTECTIVE SERVICES

**1,760**  
TOTAL REPORTS



### BREAKDOWN VALID ASSESSED REPORTS

**703**



### NUMBER OF CHILDREN ASSESSED

**2,107**  
TOTAL

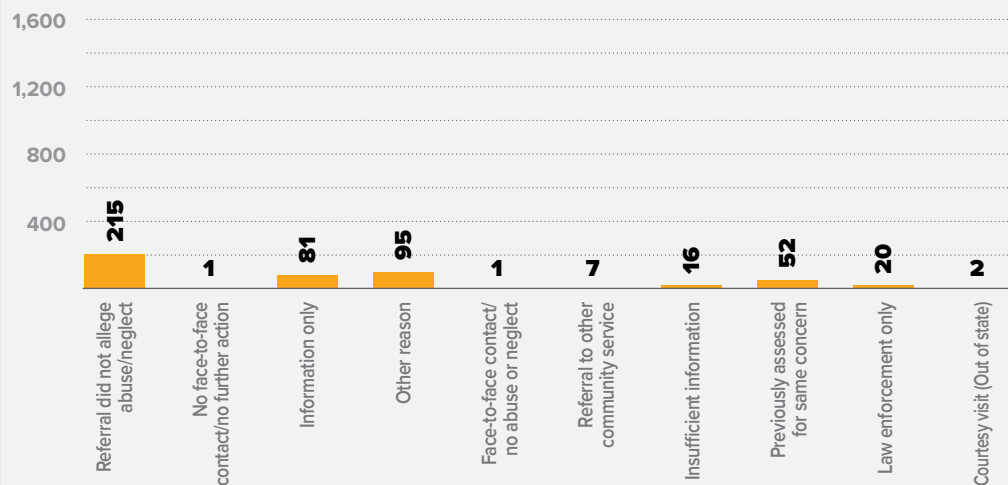
**1,092**  
VALID

CHILDREN  
ASSESSED  
PER 1,000  
CHILDREN

**92.2**  
TOTAL

**47.8**  
VALID

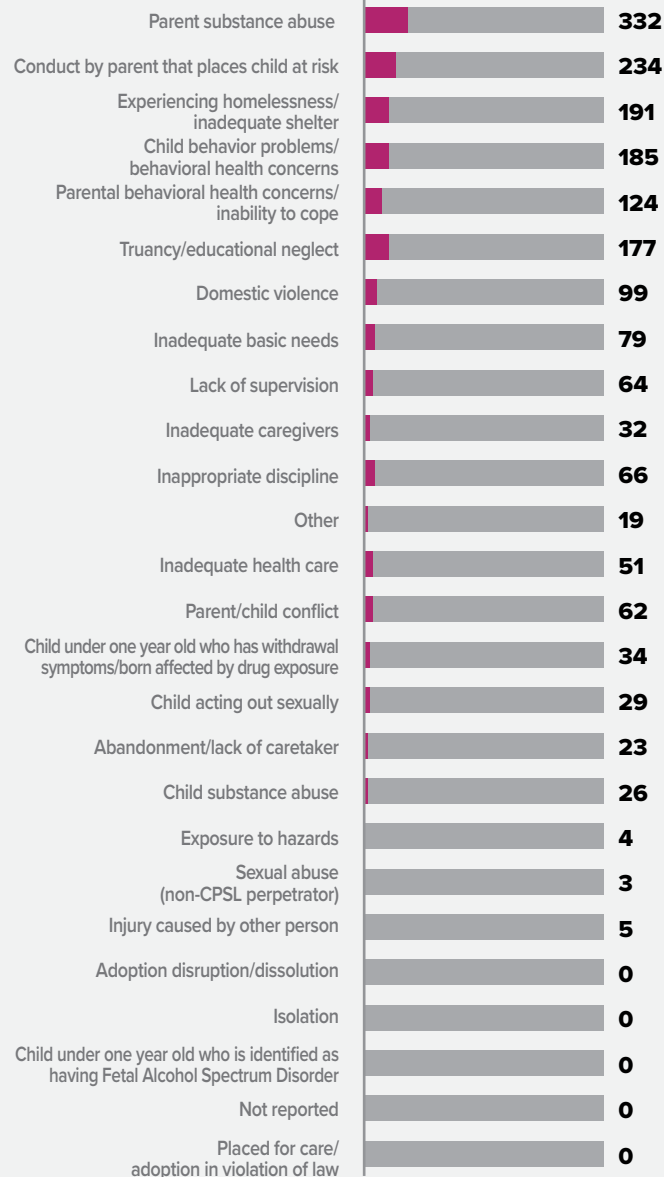
### BREAKDOWN REPORTS SCREENED OUT BY REASON



### VALID GPS ALLEGATIONS BY TYPE

**1,839**

TOTAL ALLEGATIONS

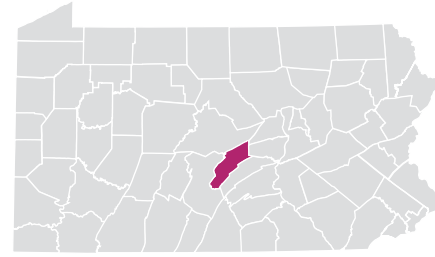


**MERCER COUNTY**

NOTES: A report may have more than one allegation for each report; therefore, the total number of allegations will be greater than the total number of reports. In some reports, more than one child was assessed with valid allegations; therefore, the number of children assessed exceeds the number of valid assessed reports.

# MIFFLIN COUNTY

**RURAL** // POPULATION • 46,452 / POPULATION UNDER 18 • 10,520



## 2018 REPORTS OF CHILD ABUSE

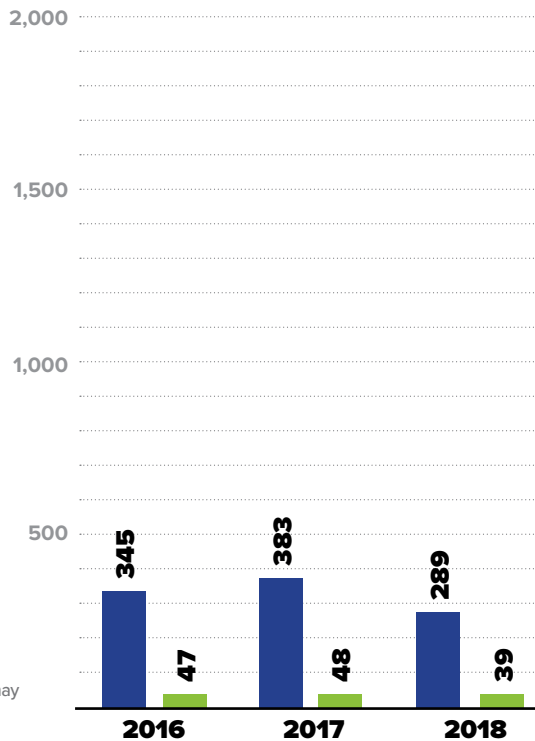
**289**

■ TOTAL REPORTS

**39**

■ SUBSTANTIATED REPORTS

NOTE: CPS and GPS data reported were investigated and substantiated by the county children and youth agency and may vary from statewide data which include both county and regional investigations.



### SUBSTANTIATED REPORTS BY GENDER OF VICTIM



**FEMALE**

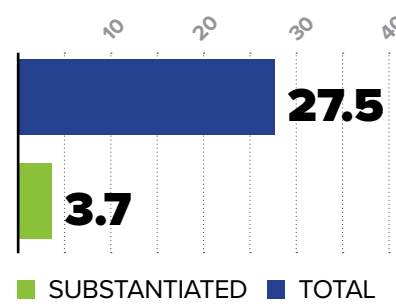
**27**  
69.2%



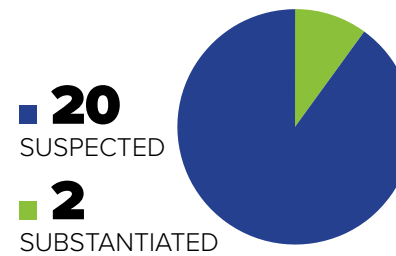
**MALE**

**12**  
30.8%

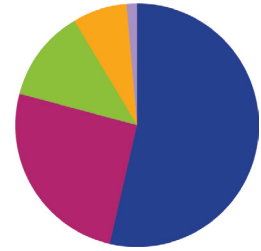
### CHILD ABUSE REPORTS PER 1,000 CHILDREN



### CASES OF REPEAT ABUSE SUBSTANTIATED REPORTS



### TYPES OF ALLEGATIONS SUBSTANTIATED REPORTS



**82** TOTAL ALLEGATIONS

- **44** (53.7%) Sexual abuse
- **21** (25.6%) Physical abuse/bodily injury
- **10** (12.2%) Serious physical neglect
- **6** (7.3%) Reasonable likelihood of bodily injury
- **1** (1.2%) Severe form of trafficking in persons or sex trafficking
- **0** (0.0%) Engaging in per se acts
- **0** (0.0%) Likelihood of sexual abuse/exploitation
- **0** (0.0%) Serious mental injury
- **0** (0.0%) Munchausen Syndrome by proxy/medical abuse

NOTES: A report may have more than one allegation for each report; therefore, the total number of allegations will be greater than the total number of reports.

**\$1,781,614**

**EXPENDITURES** CHILD ABUSE INVESTIGATIONS AND GENERAL PROTECTIVE SERVICES ASSESSMENTS



NOTE: Expenditures include only state funding.

### 2018 FATALITIES

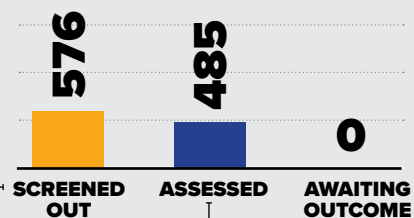
**1/47** ▶ **1** **0** **1**

### 2018 NEAR FATALITIES

**1/89** ▶ **1** **1** **0**

## 2018 REPORTS OF GENERAL PROTECTIVE SERVICES

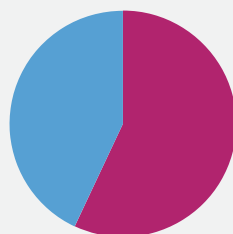
**1,061**  
TOTAL REPORTS



6,000  
5,000  
4,000  
3,000  
2,000  
1,000

### BREAKDOWN VALID ASSESSED REPORTS

**278**



■ TOTAL  
■ VALID  
■ INVALID

### NUMBER OF CHILDREN ASSESSED

**857**  
TOTAL

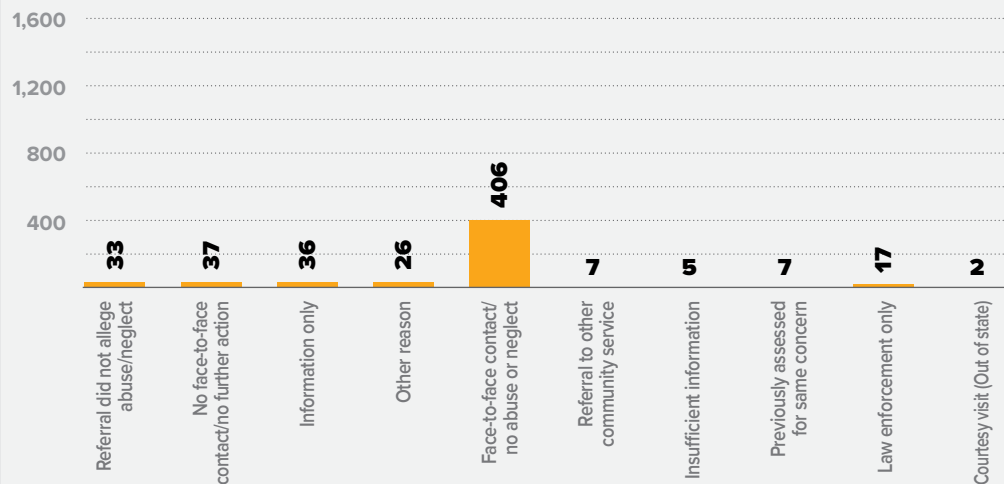
**469**  
VALID

CHILDREN  
ASSESSED  
PER 1,000  
CHILDREN

**81.5**  
TOTAL

**44.6**  
VALID

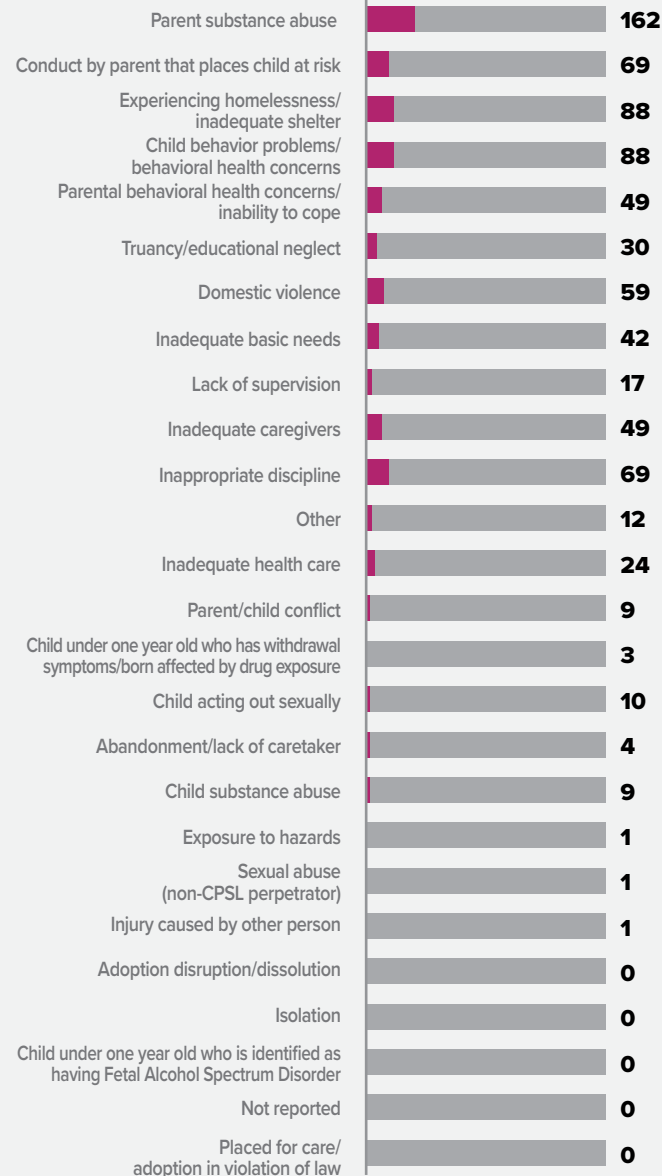
### BREAKDOWN REPORTS SCREENED OUT BY REASON



### VALID GPS ALLEGATIONS BY TYPE

**796**

TOTAL ALLEGATIONS



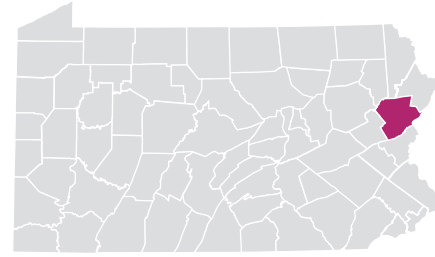
**MIFFLIN COUNTY**

NOTES: A report may have more than one allegation for each report; therefore, the total number of allegations will be greater than the total number of reports. In some reports, more than one child was assessed with valid allegations; therefore, the number of children assessed exceeds the number of valid assessed reports.



# MONROE COUNTY

**RURAL** // POPULATION • 167,306 / POPULATION UNDER 18 • 34,514



## 2018 REPORTS OF CHILD ABUSE

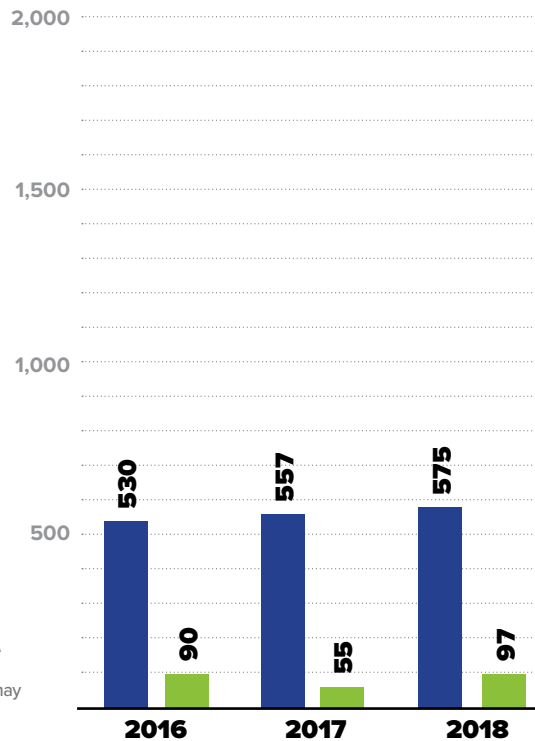
**575**

■ TOTAL REPORTS

**97**

■ SUBSTANTIATED  
REPORTS

NOTE: CPS and GPS data reported were investigated and substantiated by the county children and youth agency and may vary from statewide data which include both county and regional investigations.



### SUBSTANTIATED REPORTS BY GENDER OF VICTIM



**FEMALE**

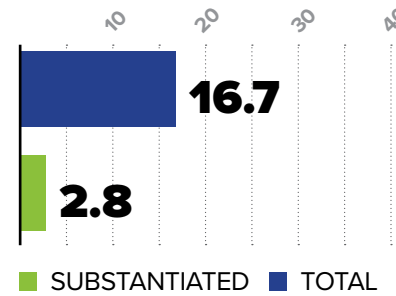
**69**  
71.1%



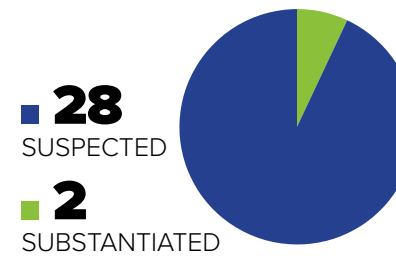
**MALE**

**28**  
28.9%

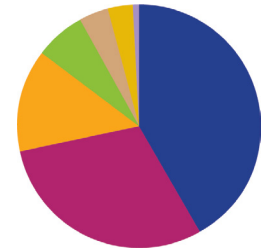
## CHILD ABUSE REPORTS PER 1,000 CHILDREN



## CASES OF REPEAT ABUSE SUBSTANTIATED REPORTS



## TYPES OF ALLEGATIONS SUBSTANTIATED REPORTS



**124** TOTAL  
ALLEGATIONS

- **52** (41.9%) Sexual abuse
- **37** (29.8%) Physical abuse/bodily injury
- **17** (13.7%) Reasonable likelihood of bodily injury
- **8** (6.5%) Serious physical neglect
- **5** (4.0%) Engaging in per se acts
- **4** (3.2%) Serious mental injury
- **1** (0.8%) Severe form of trafficking in persons or sex trafficking
- **0** (0.0%) Likelihood of sexual abuse/exploitation
- **0** (0.0%) Munchausen Syndrome by proxy/medical abuse

NOTES: A report may have more than one allegation for each report; therefore, the total number of allegations will be greater than the total number of reports.

**\$4,053,382**

**EXPENDITURES** CHILD ABUSE  
INVESTIGATIONS AND GENERAL  
PROTECTIVE SERVICES ASSESSMENTS



NOTE: Expenditures include only state funding.

## 2018 FATALITIES

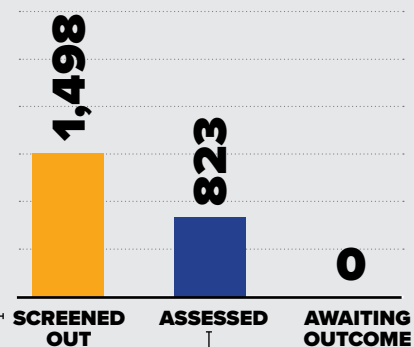
**0/47** ▶ 0 0 0

## 2018 NEAR FATALITIES

**4/89** ▶ 0 0 4

## 2018 REPORTS OF GENERAL PROTECTIVE SERVICES

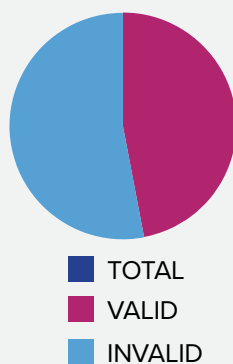
**2,321**  
TOTAL REPORTS



6,000  
5,000  
4,000  
3,000  
2,000  
1,000

### BREAKDOWN VALID ASSESSED REPORTS

**386**



### NUMBER OF CHILDREN ASSESSED

**1,254**  
TOTAL

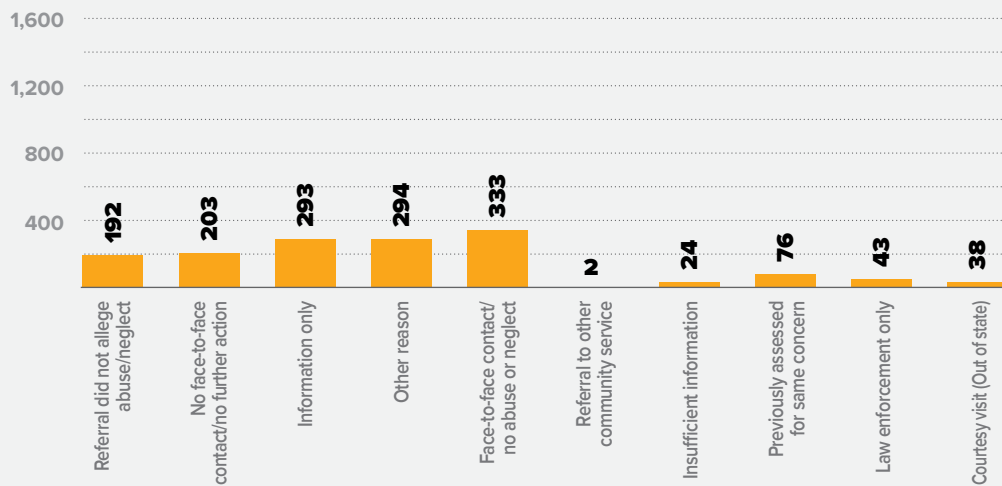
**563**  
VALID

CHILDREN  
ASSESSED  
PER 1,000  
CHILDREN

**36.3**  
TOTAL

**16.3**  
VALID

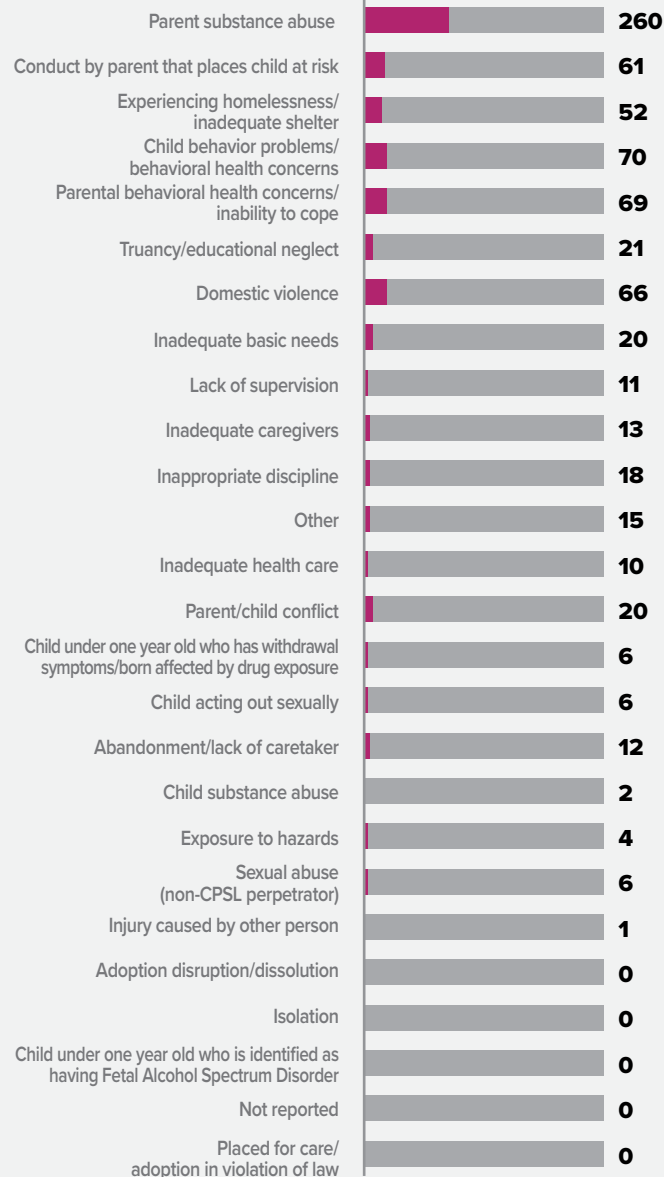
### BREAKDOWN REPORTS SCREENED OUT BY REASON



### VALID GPS ALLEGATIONS BY TYPE

**743**

TOTAL ALLEGATIONS



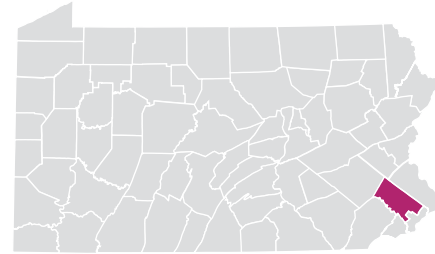
**MONROE COUNTY**

NOTES: A report may have more than one allegation for each report; therefore, the total number of allegations will be greater than the total number of reports. In some reports, more than one child was assessed with valid allegations; therefore, the number of children assessed exceeds the number of valid assessed reports.



# MONTGOMERY COUNTY

**URBAN** // POPULATION • 818,677 / POPULATION UNDER 18 • 179,099



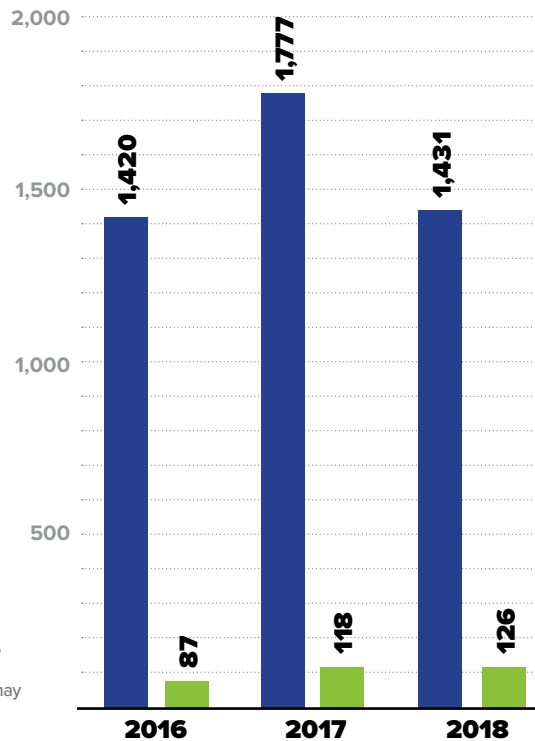
## 2018 REPORTS OF CHILD ABUSE

**1,431**  
TOTAL REPORTS

**126**  
SUBSTANTIATED REPORTS

■ TOTAL REPORTS  
■ SUBSTANTIATED REPORTS

NOTE: CPS and GPS data reported were investigated and substantiated by the county children and youth agency and may vary from statewide data which include both county and regional investigations.



### SUBSTANTIATED REPORTS BY GENDER OF VICTIM



**FEMALE**

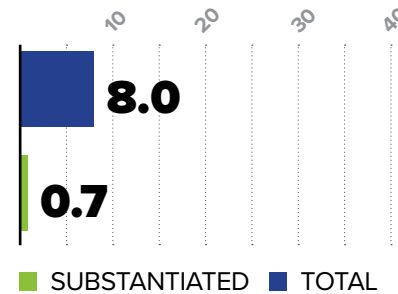
**78**  
61.9%



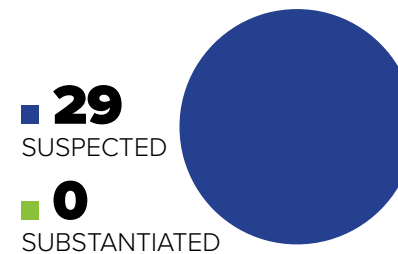
**MALE**

**48**  
38.1%

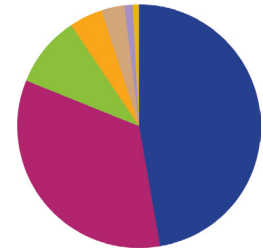
### CHILD ABUSE REPORTS PER 1,000 CHILDREN



### CASES OF REPEAT ABUSE SUBSTANTIATED REPORTS



### TYPES OF ALLEGATIONS SUBSTANTIATED REPORTS




**160** TOTAL ALLEGATIONS

- **76** (47.5%) Sexual abuse
- **54** (33.8%) Physical abuse/bodily injury
- **15** (9.4%) Serious physical neglect
- **7** (4.4%) Reasonable likelihood of bodily injury
- **5** (3.1%) Engaging in per se acts
- **2** (1.3%) Severe form of trafficking in persons or sex trafficking
- **1** (0.6%) Serious mental injury
- **0** (0.0%) Likelihood of sexual abuse/exploitation
- **0** (0.0%) Munchausen Syndrome by proxy/medical abuse

NOTES: A report may have more than one allegation for each report; therefore, the total number of allegations will be greater than the total number of reports.

**\$3,302,656**

**EXPENDITURES** CHILD ABUSE INVESTIGATIONS AND GENERAL PROTECTIVE SERVICES ASSESSMENTS



### 2018 FATALITIES

**4/47** ▶ **2** **2**

### 2018 NEAR FATALITIES

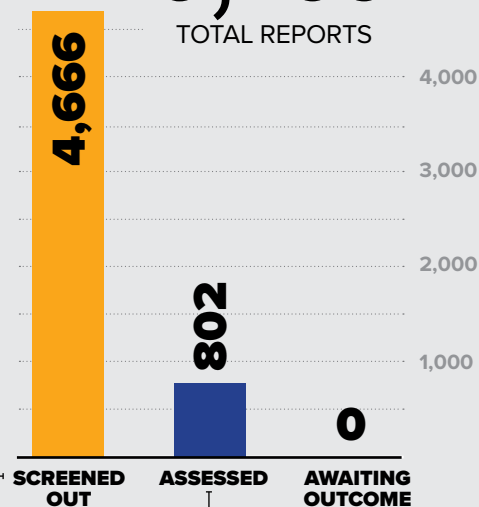
**1/89** ▶ **1** **0**

NOTE: Expenditures include only state funding.

## 2018 REPORTS OF GENERAL PROTECTIVE SERVICES

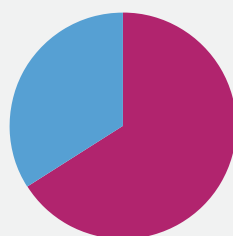
# 5,468

TOTAL REPORTS



### BREAKDOWN VALID ASSESSED REPORTS

## 532



TOTAL  
VALID  
INVALID

### NUMBER OF CHILDREN ASSESSED

## 1,160

TOTAL

## 741

VALID

CHILDREN  
ASSESSED  
PER 1,000  
CHILDREN

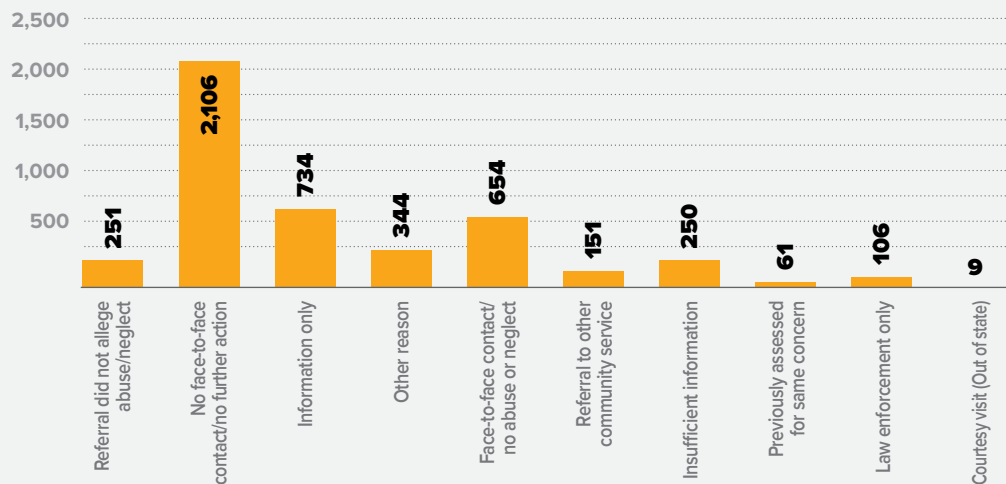
## 6.5

TOTAL

## 4.1

VALID

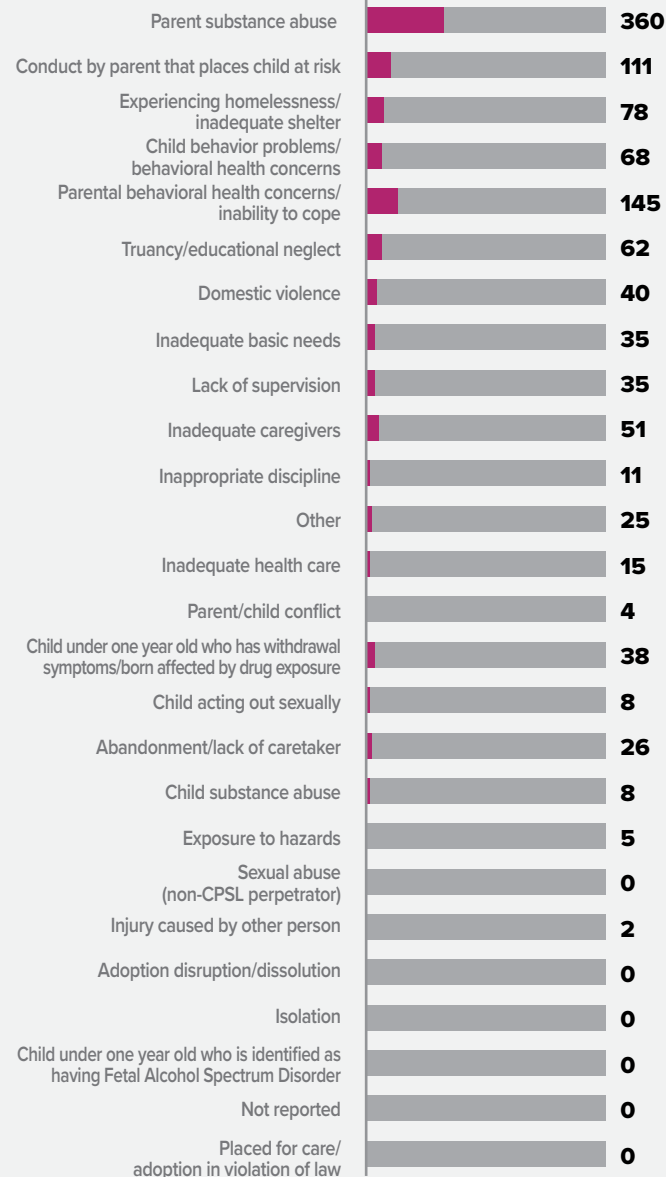
### BREAKDOWN REPORTS SCREENED OUT BY REASON



### VALID GPS ALLEGATIONS BY TYPE

# 1,127

TOTAL ALLEGATIONS



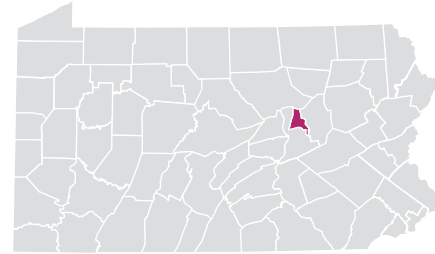
MONTGOMERY COUNTY

NOTES: A report may have more than one allegation for each report; therefore, the total number of allegations will be greater than the total number of reports. In some reports, more than one child was assessed with valid allegations; therefore, the number of children assessed exceeds the number of valid assessed reports.



# MONTGOMERY COUNTY

**URBAN** // POPULATION • 18,302 / POPULATION UNDER 18 • 3,659



## 2018 REPORTS OF CHILD ABUSE

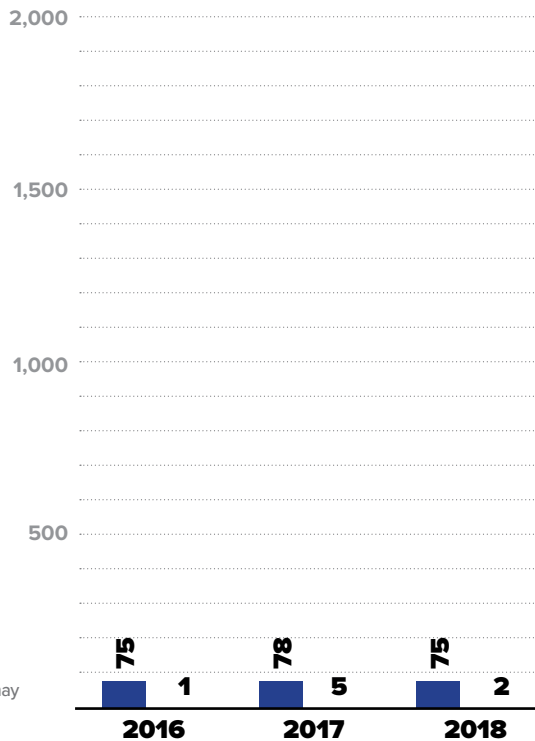
**75**

■ TOTAL REPORTS

**2**

■ SUBSTANTIATED REPORTS

NOTE: CPS and GPS data reported were investigated and substantiated by the county children and youth agency and may vary from statewide data which include both county and regional investigations.



**SUBSTANTIATED REPORTS BY GENDER OF VICTIM**

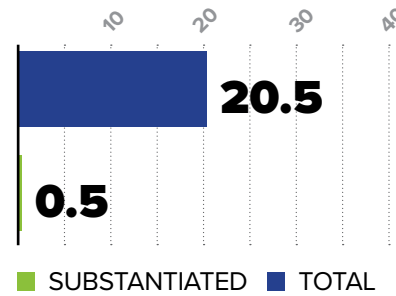


**FEMALE**  
**2**  
**100.0%**

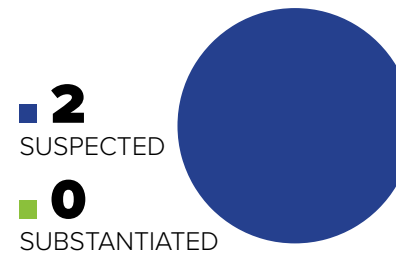


**MALE**  
**0**  
**0.0%**

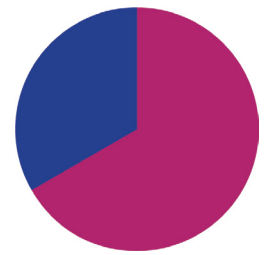
## CHILD ABUSE REPORTS PER 1,000 CHILDREN



## CASES OF REPEAT ABUSE SUBSTANTIATED REPORTS



## TYPES OF ALLEGATIONS SUBSTANTIATED REPORTS




**3** TOTAL ALLEGATIONS

- **2** (66.7%) Physical abuse/bodily injury
- **1** (33.3%) Sexual abuse
- **0** (0.0%) Serious physical neglect
- **0** (0.0%) Reasonable likelihood of bodily injury
- **0** (0.0%) Engaging in per se acts
- **0** (0.0%) Likelihood of sexual abuse/exploitation
- **0** (0.0%) Serious mental injury
- **0** (0.0%) Severe form of trafficking in persons or sex trafficking
- **0** (0.0%) Munchausen Syndrome by proxy/medical abuse

NOTES: A report may have more than one allegation for each report; therefore, the total number of allegations will be greater than the total number of reports.

**\$178,831**

**EXPENDITURES** CHILD ABUSE INVESTIGATIONS AND GENERAL PROTECTIVE SERVICES ASSESSMENTS



NOTE: Expenditures include only state funding.

## 2018 FATALITIES

**0/47** ▶

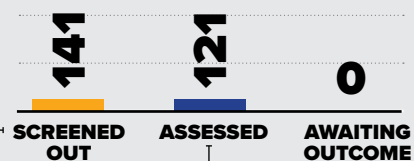
## 2018 NEAR FATALITIES

**0/89** ▶

## 2018 REPORTS OF GENERAL PROTECTIVE SERVICES

# 262

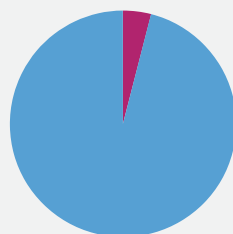
TOTAL REPORTS



6,000  
5,000  
4,000  
3,000  
2,000  
1,000

### BREAKDOWN VALID ASSESSED REPORTS

## 5



■ TOTAL  
■ VALID  
■ INVALID

### NUMBER OF CHILDREN ASSESSED

## 152 TOTAL

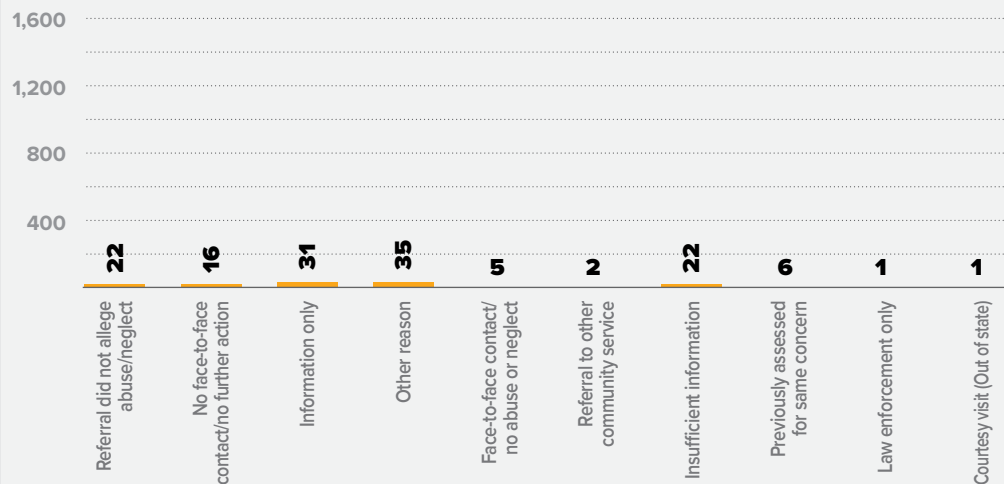
## 7 VALID

CHILDREN  
ASSESSED  
PER 1,000  
CHILDREN

## 41.5 TOTAL

## 1.9 VALID

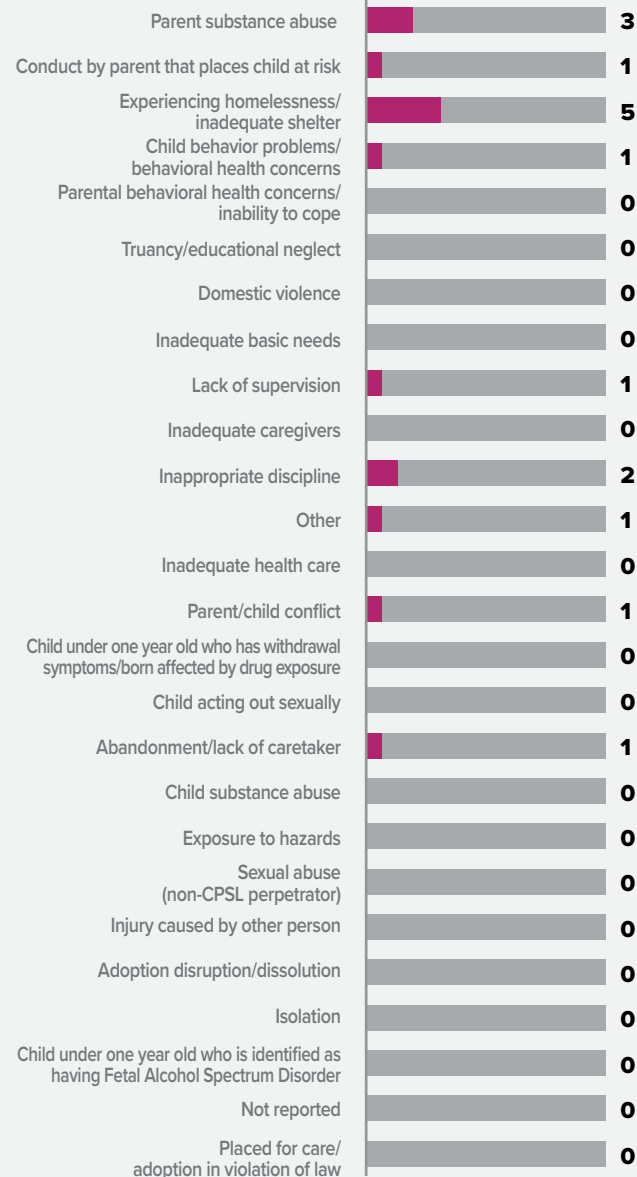
### BREAKDOWN REPORTS SCREENED OUT BY REASON



### VALID GPS ALLEGATIONS BY TYPE

# 16

TOTAL ALLEGATIONS



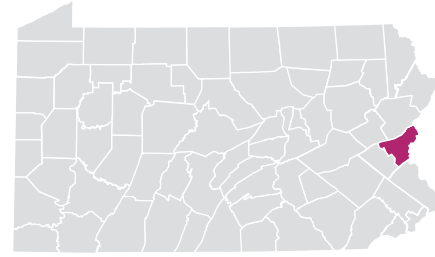
**MONTOUR COUNTY**

NOTES: A report may have more than one allegation for each report; therefore, the total number of allegations will be greater than the total number of reports. In some reports, more than one child was assessed with valid allegations; therefore, the number of children assessed exceeds the number of valid assessed reports.



# NORTHAMPTON COUNTY

**URBAN** // POPULATION • 300,941 / POPULATION UNDER 18 • 61,453



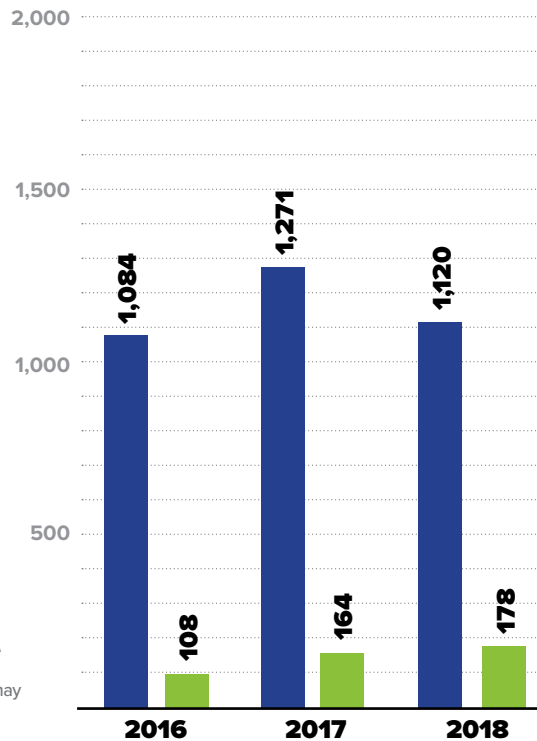
## 2018 REPORTS OF CHILD ABUSE

**1,120**  
TOTAL REPORTS

**178**  
SUBSTANTIATED REPORTS

■ TOTAL REPORTS  
■ SUBSTANTIATED REPORTS

NOTE: CPS and GPS data reported were investigated and substantiated by the county children and youth agency and may vary from statewide data which include both county and regional investigations.



### SUBSTANTIATED REPORTS BY GENDER OF VICTIM

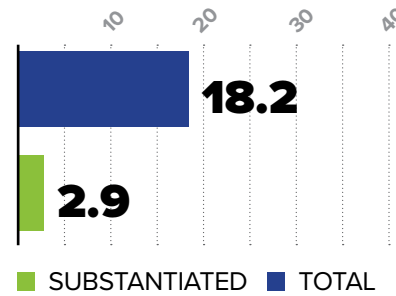


**FEMALE**  
**100**  
56.2%

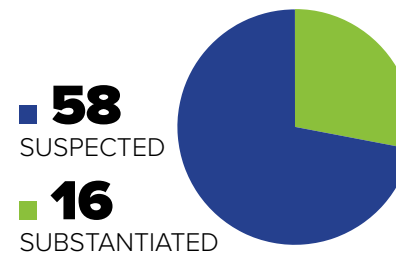


**MALE**  
**78**  
43.8%

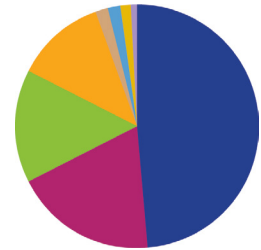
## CHILD ABUSE REPORTS PER 1,000 CHILDREN



## CASES OF REPEAT ABUSE SUBSTANTIATED REPORTS



## TYPES OF ALLEGATIONS SUBSTANTIATED REPORTS



**295** TOTAL ALLEGATIONS

- **144** (48.8%) Sexual abuse
- **56** (19.0%) Physical abuse/bodily injury
- **44** (14.9%) Serious physical neglect
- **35** (11.9%) Reasonable likelihood of bodily injury
- **5** (1.7%) Engaging in per se acts
- **5** (1.7%) Likelihood of sexual abuse/exploitation
- **4** (1.4%) Serious mental injury
- **2** (0.7%) Severe form of trafficking in persons or sex trafficking
- **0** (0.0%) Munchausen Syndrome by proxy/medical abuse

NOTES: A report may have more than one allegation for each report; therefore, the total number of allegations will be greater than the total number of reports.

**\$4,728,919**

**EXPENDITURES** CHILD ABUSE  
INVESTIGATIONS AND GENERAL  
PROTECTIVE SERVICES ASSESSMENTS



## 2018 FATALITIES

**1/47** ▶ **0** **1**

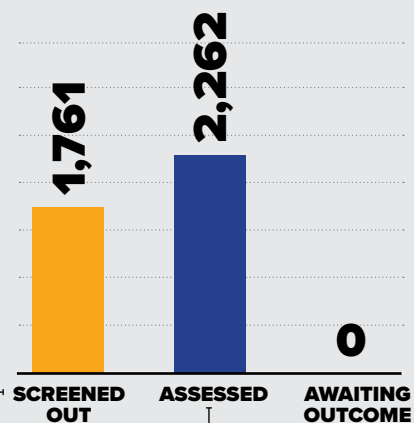
## 2018 NEAR FATALITIES

**4/89** ▶ **2** **2**

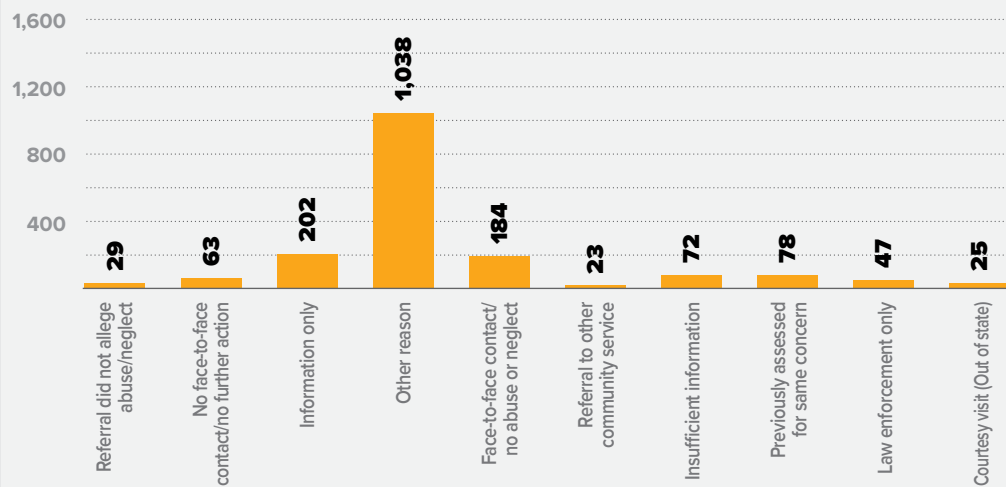
NOTE: Expenditures include only state funding.

## 2018 REPORTS OF GENERAL PROTECTIVE SERVICES

**4,023**  
TOTAL REPORTS

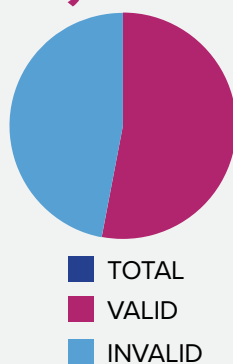


### BREAKDOWN REPORTS SCREENED OUT BY REASON



### BREAKDOWN VALID ASSESSED REPORTS

**1,209**



### NUMBER OF CHILDREN ASSESSED

**3,435**  
TOTAL

**1,777**  
VALID

CHILDREN  
ASSESSED  
PER 1,000  
CHILDREN

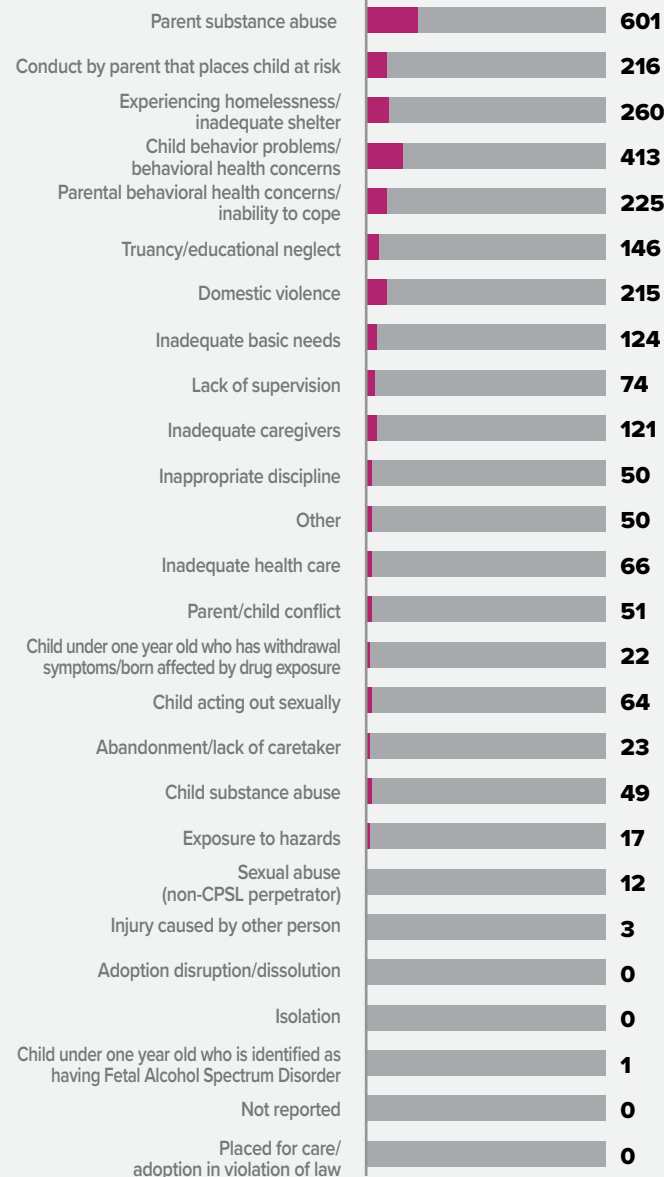
**55.9**  
TOTAL

**28.9**  
VALID

### VALID GPS ALLEGATIONS BY TYPE

**2,803**

TOTAL ALLEGATIONS



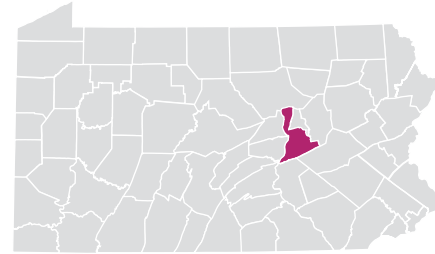
**NORTHAMPTON COUNTY**

NOTES: A report may have more than one allegation for each report; therefore, the total number of allegations will be greater than the total number of reports. In some reports, more than one child was assessed with valid allegations; therefore, the number of children assessed exceeds the number of valid assessed reports.



# NORTHUMBERLAND COUNTY

**RURAL** // POPULATION • 93,038 / POPULATION UNDER 18 • 18,476



## 2018 REPORTS OF CHILD ABUSE

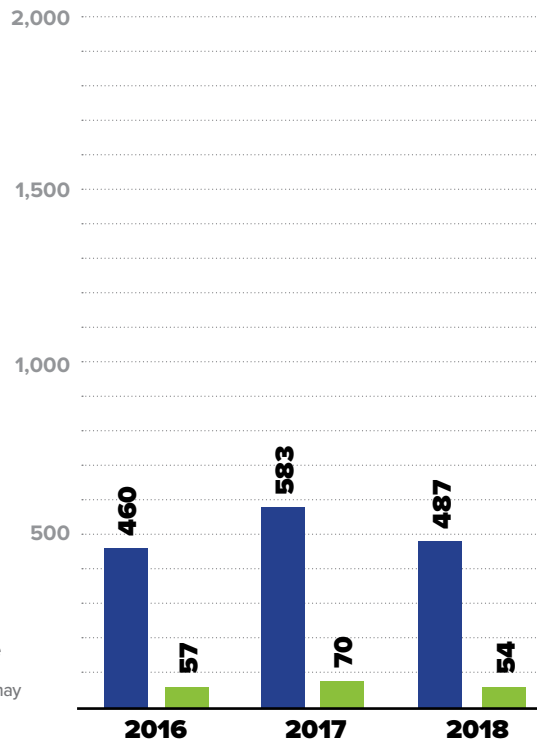
**487**

■ TOTAL REPORTS

**54**

■ SUBSTANTIATED REPORTS

NOTE: CPS and GPS data reported were investigated and substantiated by the county children and youth agency and may vary from statewide data which include both county and regional investigations.



### SUBSTANTIATED REPORTS BY GENDER OF VICTIM



**FEMALE**

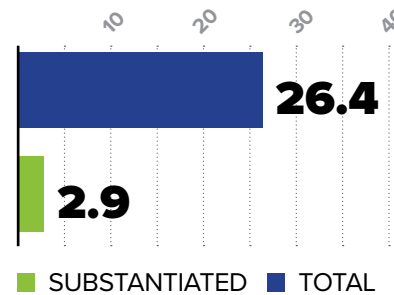
**31**  
57.4%



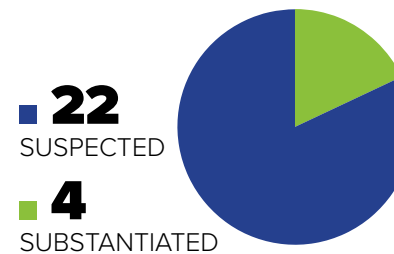
**MALE**

**23**  
42.6%

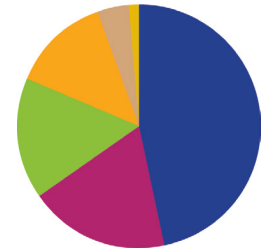
## CHILD ABUSE REPORTS PER 1,000 CHILDREN



## CASES OF REPEAT ABUSE SUBSTANTIATED REPORTS



## TYPES OF ALLEGATIONS SUBSTANTIATED REPORTS




**75** TOTAL ALLEGATIONS

- **35** (46.7%) Sexual abuse
- **14** (18.7%) Physical abuse/bodily injury
- **12** (16.0%) Serious physical neglect
- **10** (13.3%) Reasonable likelihood of bodily injury
- **3** (4.0%) Engaging in per se acts
- **1** (1.3%) Serious mental injury
- **0** (0.0%) Likelihood of sexual abuse/exploitation
- **0** (0.0%) Severe form of trafficking in persons or sex trafficking
- **0** (0.0%) Munchausen Syndrome by proxy/medical abuse

NOTES: A report may have more than one allegation for each report; therefore, the total number of allegations will be greater than the total number of reports.

**\$1,806,909**

**EXPENDITURES** CHILD ABUSE INVESTIGATIONS AND GENERAL PROTECTIVE SERVICES ASSESSMENTS



NOTE: Expenditures include only state funding.

## 2018 FATALITIES

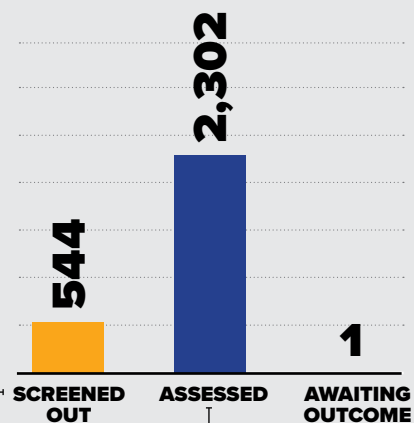
**1/47** ▶ **0** **1**

## 2018 NEAR FATALITIES

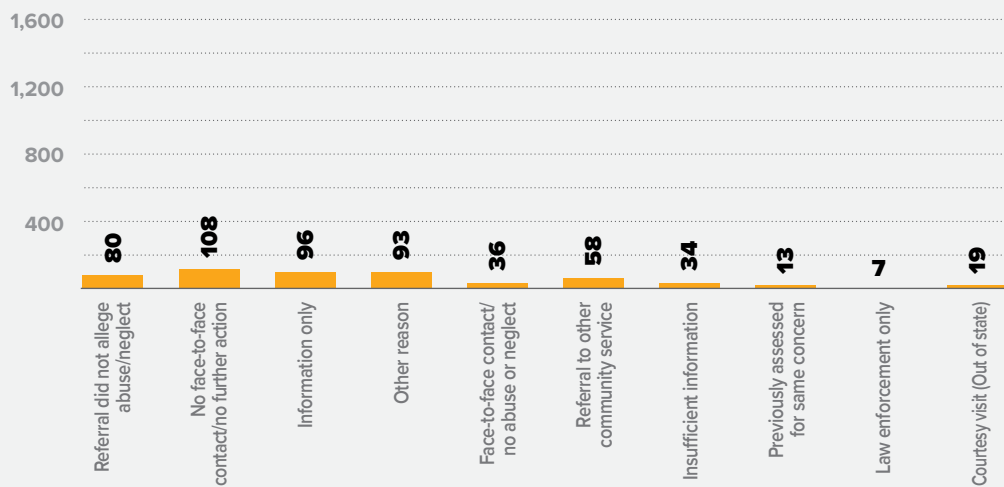
**1/89** ▶ **0** **1**

## 2018 REPORTS OF GENERAL PROTECTIVE SERVICES

**2,847**  
TOTAL REPORTS

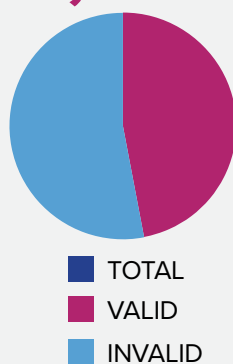


### BREAKDOWN REPORTS SCREENED OUT BY REASON



### BREAKDOWN VALID ASSESSED REPORTS

**1,072**



### NUMBER OF CHILDREN ASSESSED

**3,841**  
TOTAL

**1,660**  
VALID

CHILDREN  
ASSESSED  
PER 1,000  
CHILDREN

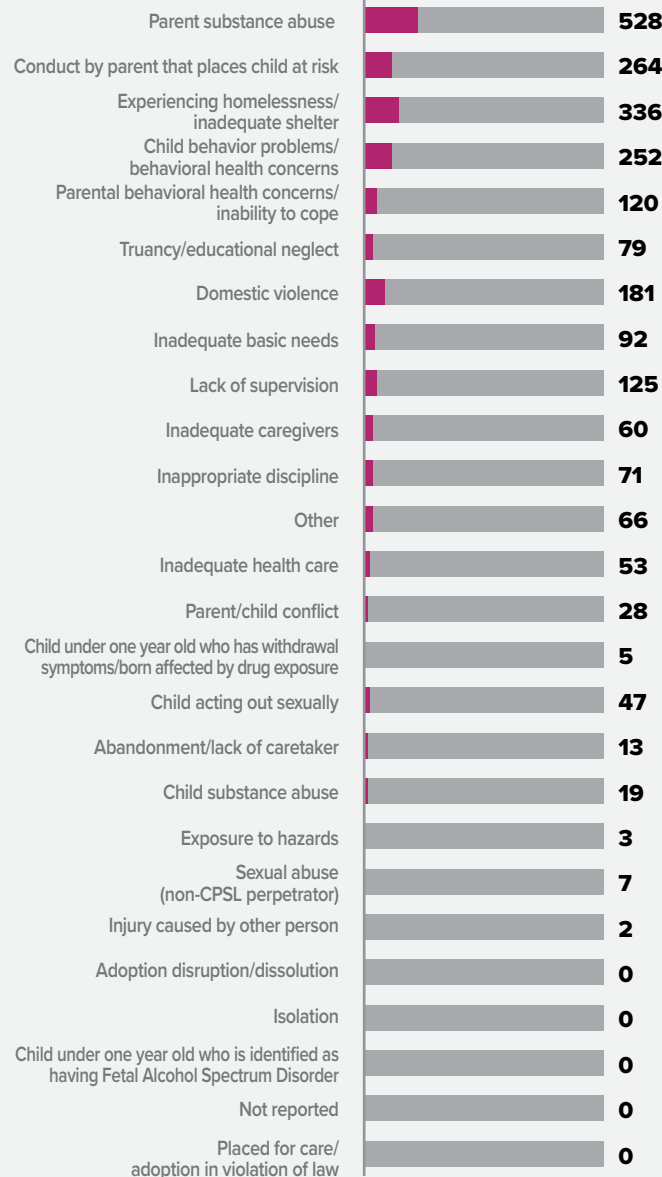
**207.9**  
TOTAL

**89.8**  
VALID

### VALID GPS ALLEGATIONS BY TYPE

**2,351**

TOTAL ALLEGATIONS



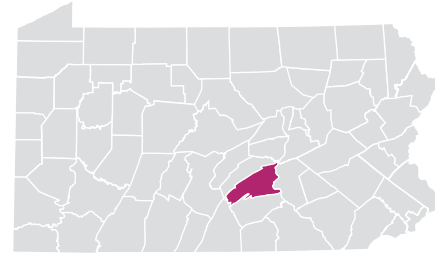
**NORTHUMBERLAND COUNTY**

NOTES: A report may have more than one allegation for each report; therefore, the total number of allegations will be greater than the total number of reports. In some reports, more than one child was assessed with valid allegations; therefore, the number of children assessed exceeds the number of valid assessed reports.



# PERRY COUNTY

**RURAL** // POPULATION • 45,878 / POPULATION UNDER 18 • 9,990



## 2018 REPORTS OF CHILD ABUSE

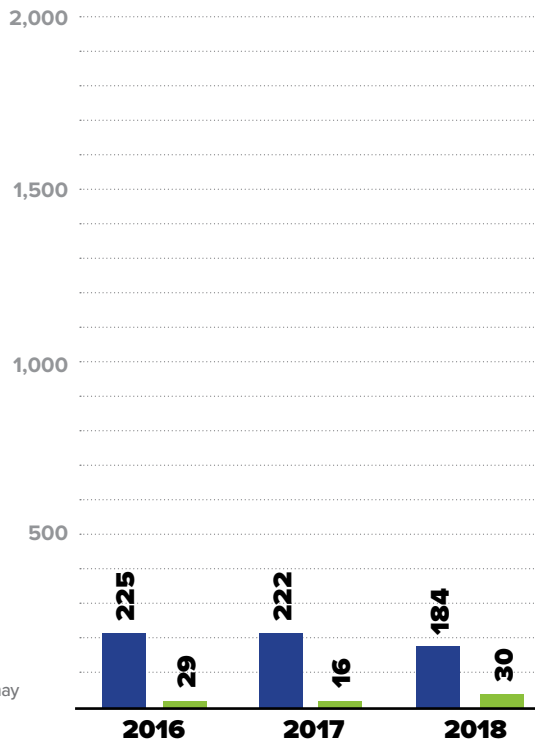
**184**

■ TOTAL REPORTS

**30**

■ SUBSTANTIATED  
REPORTS

NOTE: CPS and GPS data reported were investigated and substantiated by the county children and youth agency and may vary from statewide data which include both county and regional investigations.



### SUBSTANTIATED REPORTS BY GENDER OF VICTIM



**FEMALE**

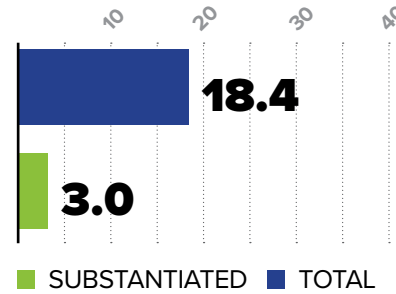
**20**  
66.7%



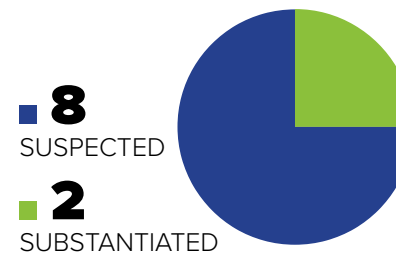
**MALE**

**10**  
33.3%

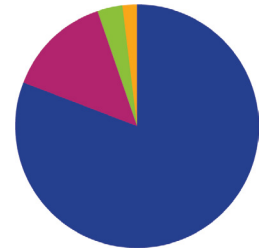
## CHILD ABUSE REPORTS PER 1,000 CHILDREN



## CASES OF REPEAT ABUSE SUBSTANTIATED REPORTS



## TYPES OF ALLEGATIONS SUBSTANTIATED REPORTS



**58** TOTAL  
ALLEGATIONS

- **47** (81.0%) Sexual abuse
- **8** (13.8%) Physical abuse/bodily injury
- **2** (3.4%) Serious physical neglect
- **1** (1.7%) Reasonable likelihood of bodily injury
- **0** (0.0%) Engaging in per se acts
- **0** (0.0%) Likelihood of sexual abuse/exploitation
- **0** (0.0%) Serious mental injury
- **0** (0.0%) Severe form of trafficking in persons or sex trafficking
- **0** (0.0%) Munchausen Syndrome by proxy/medical abuse

NOTES: A report may have more than one allegation for each report; therefore, the total number of allegations will be greater than the total number of reports.

**\$548,876**

**EXPENDITURES** CHILD ABUSE  
INVESTIGATIONS AND GENERAL  
PROTECTIVE SERVICES ASSESSMENTS



NOTE: Expenditures include only state funding.

## 2018 FATALITIES

**0/47** ▶

## 2018 NEAR FATALITIES

**0/89** ▶

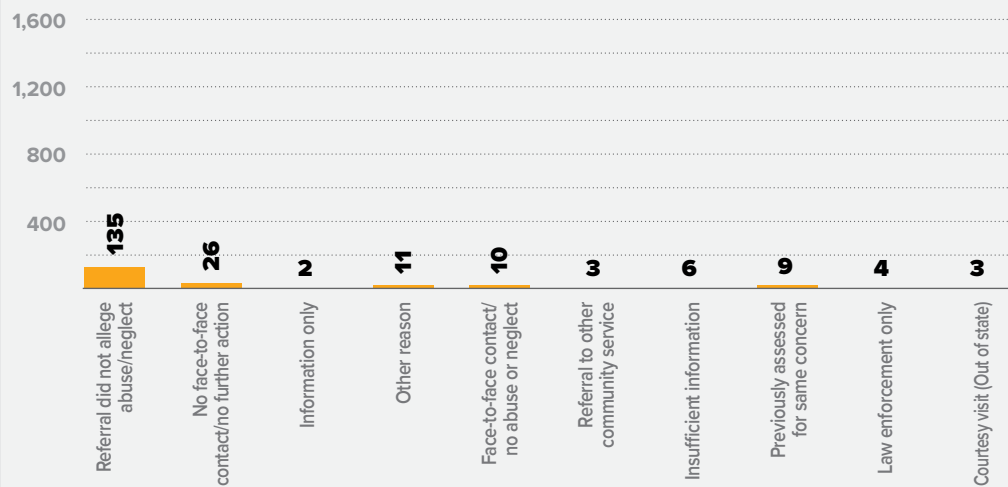
## 2018 REPORTS OF GENERAL PROTECTIVE SERVICES

# 643

TOTAL REPORTS

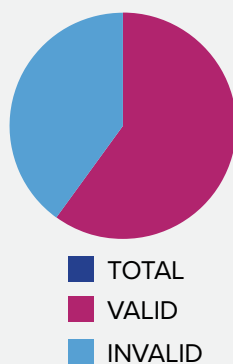


### BREAKDOWN REPORTS SCREENED OUT BY REASON



### BREAKDOWN VALID ASSESSED REPORTS

## 262



### NUMBER OF CHILDREN ASSESSED

## 654

TOTAL

## 375

VALID

CHILDREN  
ASSESSED  
PER 1,000  
CHILDREN

## 65.5

TOTAL

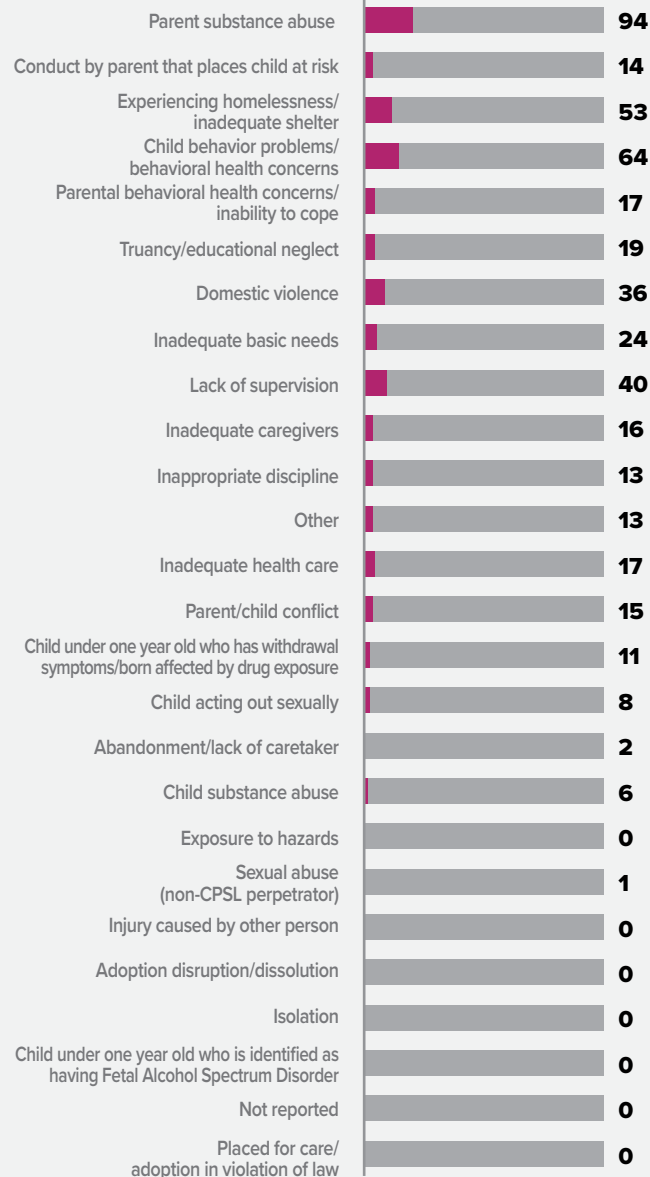
## 37.5

VALID

### VALID GPS ALLEGATIONS BY TYPE

# 463

TOTAL ALLEGATIONS



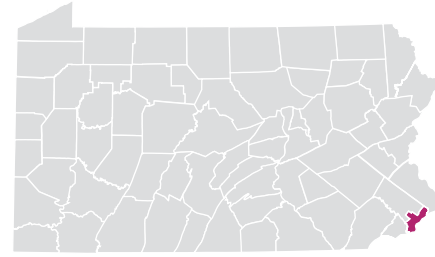
PERRY COUNTY

NOTES: A report may have more than one allegation for each report; therefore, the total number of allegations will be greater than the total number of reports. In some reports, more than one child was assessed with valid allegations; therefore, the number of children assessed exceeds the number of valid assessed reports.



# PHILADELPHIA COUNTY

**URBAN** // POPULATION • 1,569,657 / POPULATION UNDER 18 • 345,589

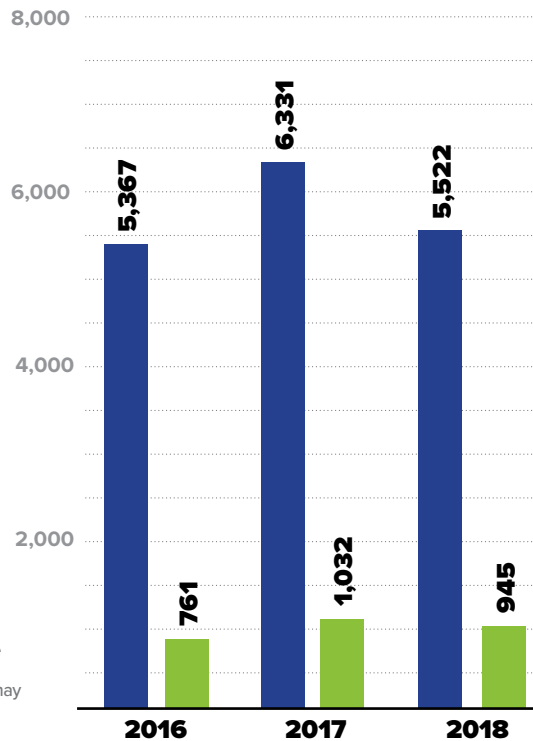


## 2018 REPORTS OF CHILD ABUSE

**5,522**  
TOTAL REPORTS

**945**  
SUBSTANTIATED REPORTS

NOTE: CPS and GPS data reported were investigated and substantiated by the county children and youth agency and may vary from statewide data which include both county and regional investigations.



### SUBSTANTIATED REPORTS BY GENDER OF VICTIM

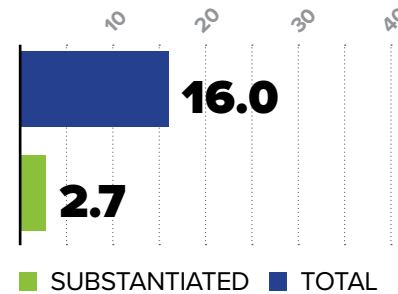


**FEMALE**  
**594**  
62.9%

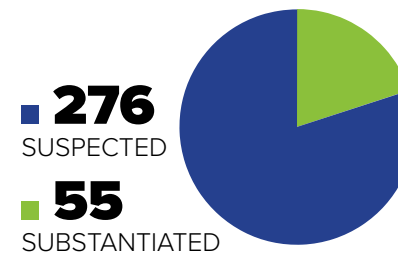


**MALE**  
**351**  
37.1%

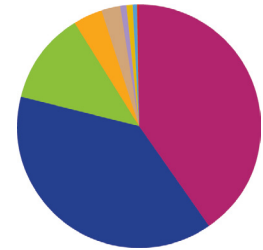
### CHILD ABUSE REPORTS PER 1,000 CHILDREN



### CASES OF REPEAT ABUSE SUBSTANTIATED REPORTS



### TYPES OF ALLEGATIONS SUBSTANTIATED REPORTS




**1,250** TOTAL ALLEGATIONS

- 507** (40.6%) Physical abuse/bodily injury
- 483** (38.6%) Sexual abuse
- 152** (12.2%) Serious physical neglect
- 47** (3.8%) Reasonable likelihood of bodily injury
- 30** (2.4%) Engaging in per se acts
- 11** (0.9%) Severe form of trafficking in persons or sex trafficking
- 10** (0.8%) Serious mental injury
- 7** (0.6%) Likelihood of sexual abuse/exploitation
- 3** (0.2%) Munchausen Syndrome by proxy/medical abuse

NOTES: A report may have more than one allegation for each report; therefore, the total number of allegations will be greater than the total number of reports.

**\$81,519,041**

**EXPENDITURES** CHILD ABUSE INVESTIGATIONS AND GENERAL PROTECTIVE SERVICES ASSESSMENTS



### 2018 FATALITIES

**11/47** ▶ 6 5

### 2018 NEAR FATALITIES

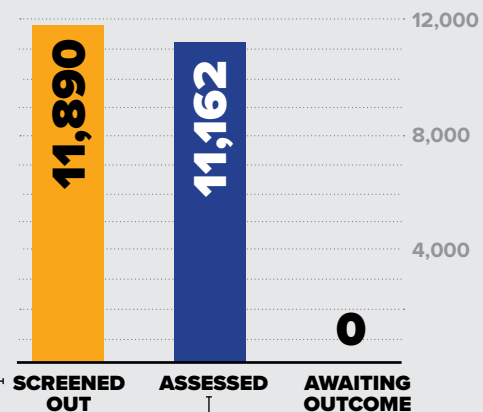
**21/89** ▶ 9 12

NOTE: Expenditures include only state funding.

## 2018 REPORTS OF GENERAL PROTECTIVE SERVICES

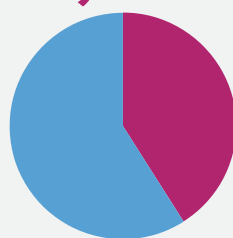
# 23,052

TOTAL REPORTS



### BREAKDOWN VALID ASSESSED REPORTS

## 4,541



■ TOTAL  
■ VALID  
■ INVALID

### NUMBER OF CHILDREN ASSESSED

## 16,398

TOTAL

## 6,183

VALID

CHILDREN  
ASSESSED  
PER 1,000  
CHILDREN

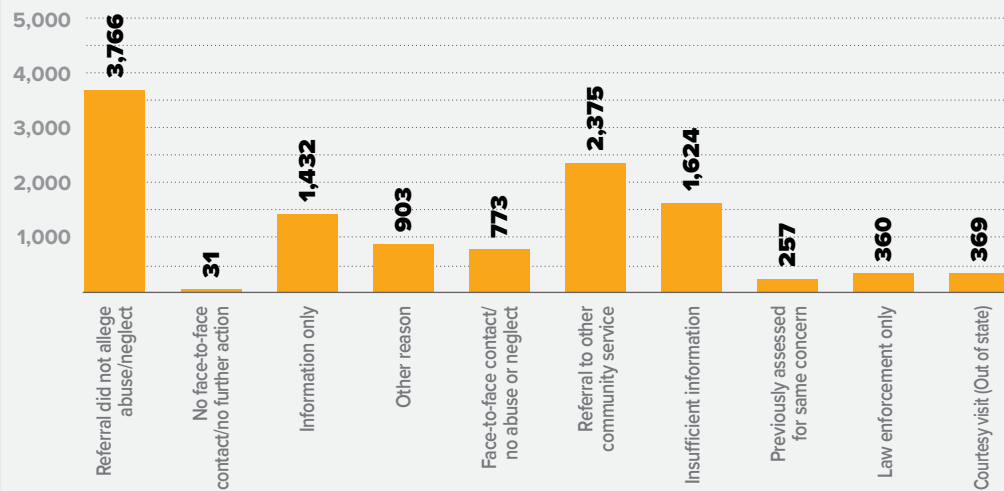
## 47.4

TOTAL

## 17.9

VALID

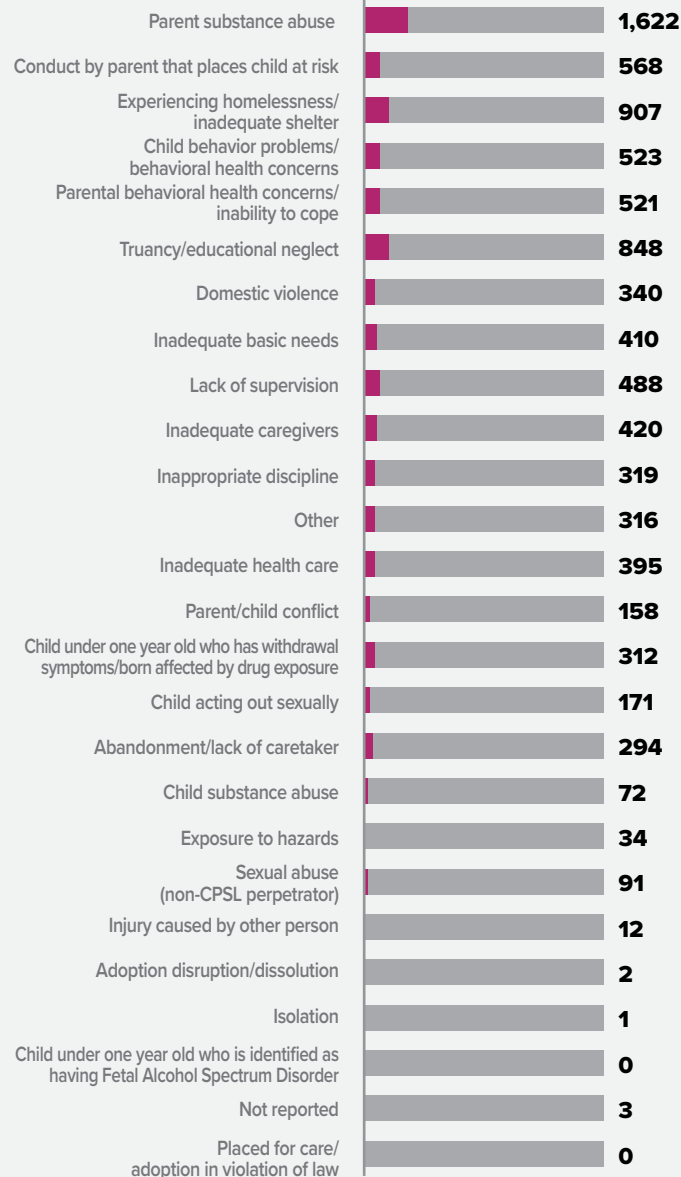
### BREAKDOWN REPORTS SCREENED OUT BY REASON



### VALID GPS ALLEGATIONS BY TYPE

# 8,827

TOTAL ALLEGATIONS



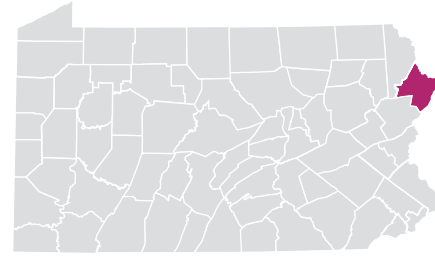
PHILADELPHIA COUNTY

NOTES: A report may have more than one allegation for each report; therefore, the total number of allegations will be greater than the total number of reports. In some reports, more than one child was assessed with valid allegations; therefore, the number of children assessed exceeds the number of valid assessed reports.



# PIKE COUNTY

**RURAL** // POPULATION • 55,687 / POPULATION UNDER 18 • 10,797



## 2018 REPORTS OF CHILD ABUSE

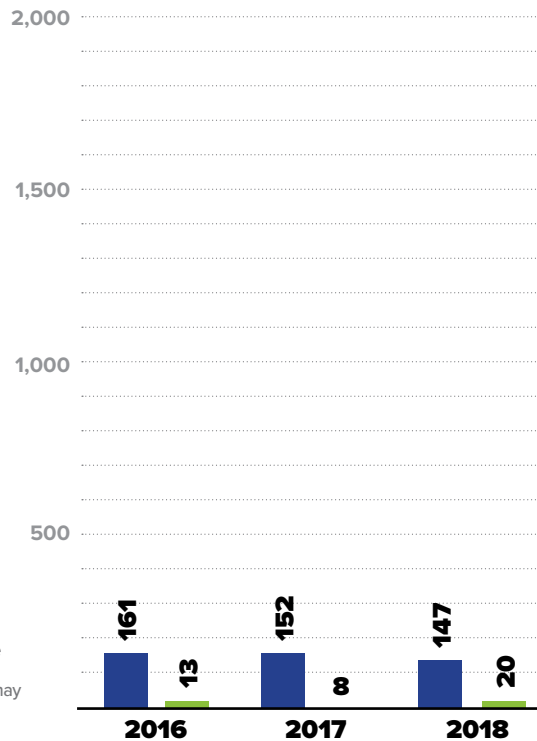
**147**

■ TOTAL REPORTS

**20**

■ SUBSTANTIATED REPORTS

NOTE: CPS and GPS data reported were investigated and substantiated by the county children and youth agency and may vary from statewide data which include both county and regional investigations.



**SUBSTANTIATED REPORTS BY GENDER OF VICTIM**



**FEMALE**

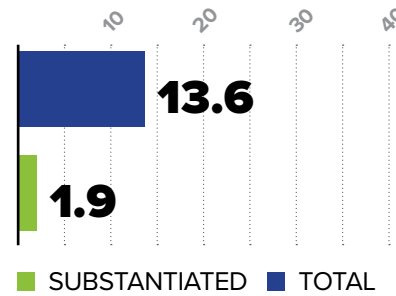
**6**  
30.0%



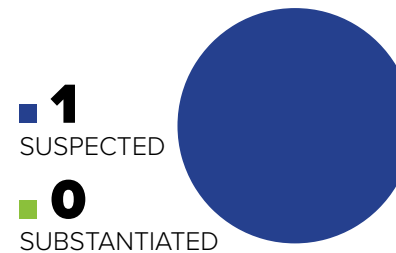
**MALE**

**14**  
70.0%

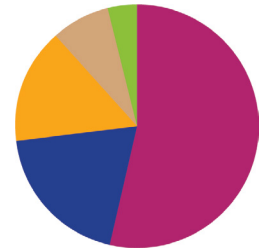
## CHILD ABUSE REPORTS PER 1,000 CHILDREN



## CASES OF REPEAT ABUSE SUBSTANTIATED REPORTS



## TYPES OF ALLEGATIONS SUBSTANTIATED REPORTS



**26** TOTAL ALLEGATIONS

- **14** (53.8%) Physical abuse/bodily injury
- **5** (19.2%) Sexual abuse
- **4** (15.4%) Reasonable likelihood of bodily injury
- **2** (7.7%) Engaging in per se acts
- **1** (3.8%) Serious physical neglect
- **0** (0.0%) Likelihood of sexual abuse/exploitation
- **0** (0.0%) Serious mental injury
- **0** (0.0%) Severe form of trafficking in persons or sex trafficking
- **0** (0.0%) Munchausen Syndrome by proxy/medical abuse

NOTES: A report may have more than one allegation for each report; therefore, the total number of allegations will be greater than the total number of reports.

**\$573,405**

**EXPENDITURES** CHILD ABUSE INVESTIGATIONS AND GENERAL PROTECTIVE SERVICES ASSESSMENTS



NOTE: Expenditures include only state funding.

## 2018 FATALITIES

**0/47** ▶

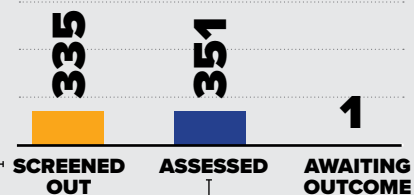
## 2018 NEAR FATALITIES

**0/89** ▶

## 2018 REPORTS OF GENERAL PROTECTIVE SERVICES

# 687

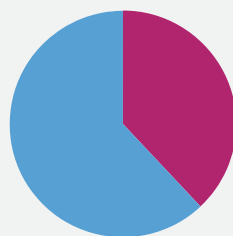
TOTAL REPORTS



6,000  
5,000  
4,000  
3,000  
2,000  
1,000

### BREAKDOWN VALID ASSESSED REPORTS

## 132



■ TOTAL  
■ VALID  
■ INVALID

### NUMBER OF CHILDREN ASSESSED

## 511 TOTAL

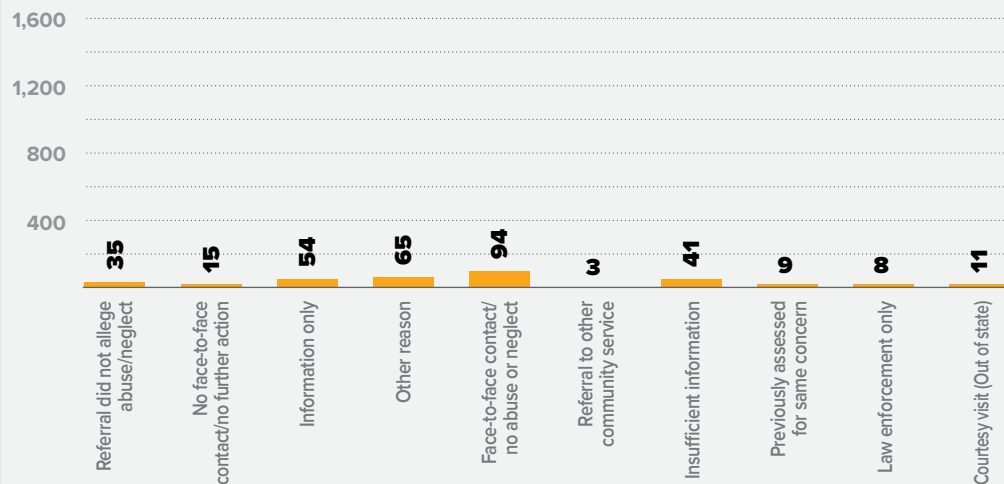
## 197 VALID

### CHILDREN ASSESSED PER 1,000 CHILDREN

## 47.3 TOTAL

## 18.2 VALID

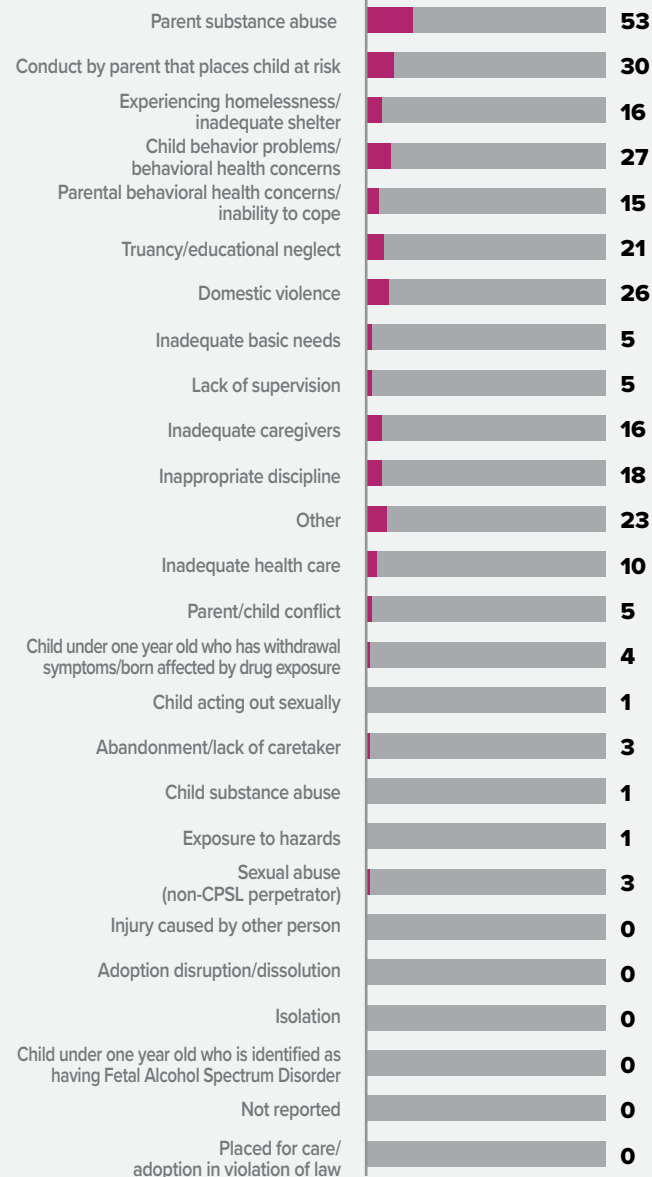
### BREAKDOWN REPORTS SCREENED OUT BY REASON



### VALID GPS ALLEGATIONS BY TYPE

# 283

TOTAL ALLEGATIONS



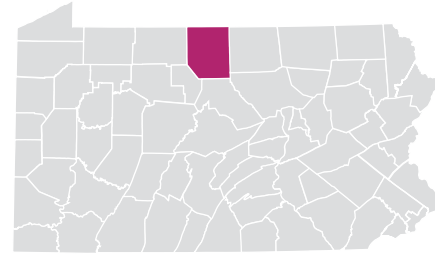
PIKE COUNTY

NOTES: A report may have more than one allegation for each report; therefore, the total number of allegations will be greater than the total number of reports. In some reports, more than one child was assessed with valid allegations; therefore, the number of children assessed exceeds the number of valid assessed reports.



# POTTER COUNTY

**RURAL** // POPULATION • 17,070 / POPULATION UNDER 18 • 3,601



## 2018 REPORTS OF CHILD ABUSE

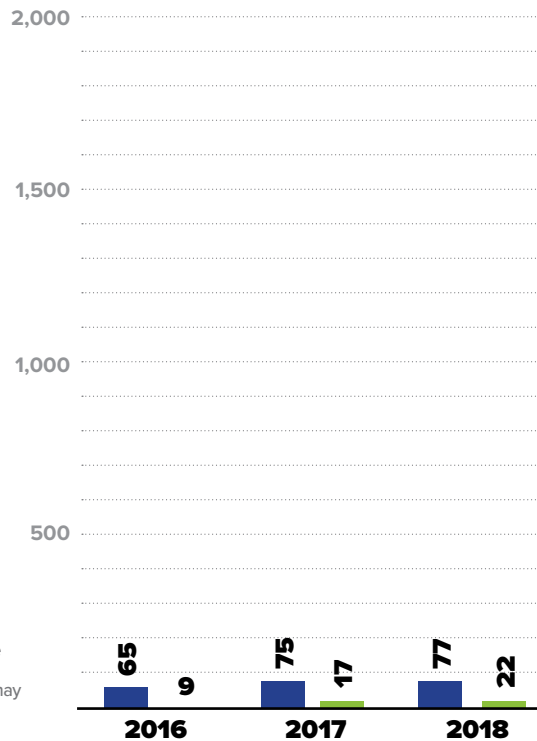
**77**

■ TOTAL REPORTS

**22**

■ SUBSTANTIATED REPORTS

NOTE: CPS and GPS data reported were investigated and substantiated by the county children and youth agency and may vary from statewide data which include both county and regional investigations.



### SUBSTANTIATED REPORTS BY GENDER OF VICTIM



**FEMALE**

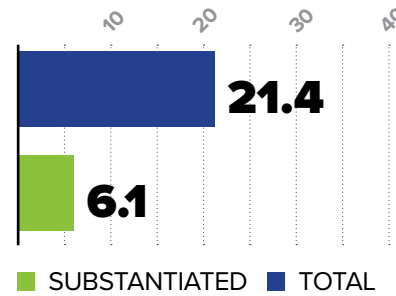
**16**  
72.7%



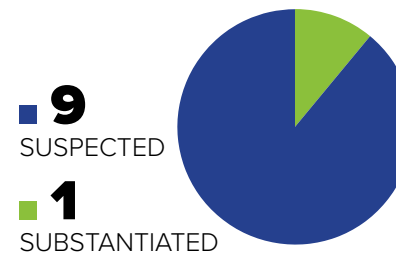
**MALE**

**6**  
27.3%

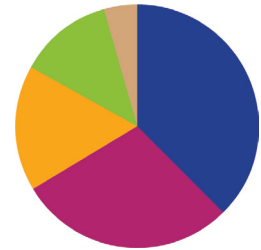
## CHILD ABUSE REPORTS PER 1,000 CHILDREN



## CASES OF REPEAT ABUSE SUBSTANTIATED REPORTS



## TYPES OF ALLEGATIONS SUBSTANTIATED REPORTS



**24** TOTAL ALLEGATIONS

- **9** (37.5%) Sexual abuse
- **7** (29.2%) Physical abuse/bodily injury
- **4** (16.7%) Reasonable likelihood of bodily injury
- **3** (12.5%) Serious physical neglect
- **1** (4.2%) Engaging in per se acts
- **0** (0.0%) Likelihood of sexual abuse/exploitation
- **0** (0.0%) Serious mental injury
- **0** (0.0%) Severe form of trafficking in persons or sex trafficking
- **0** (0.0%) Munchausen Syndrome by proxy/medical abuse

NOTES: A report may have more than one allegation for each report; therefore, the total number of allegations will be greater than the total number of reports.

**\$426,839**

**EXPENDITURES** CHILD ABUSE INVESTIGATIONS AND GENERAL PROTECTIVE SERVICES ASSESSMENTS



NOTE: Expenditures include only state funding.

## 2018 FATALITIES

**0/47** ▶

## 2018 NEAR FATALITIES

**0/89** ▶

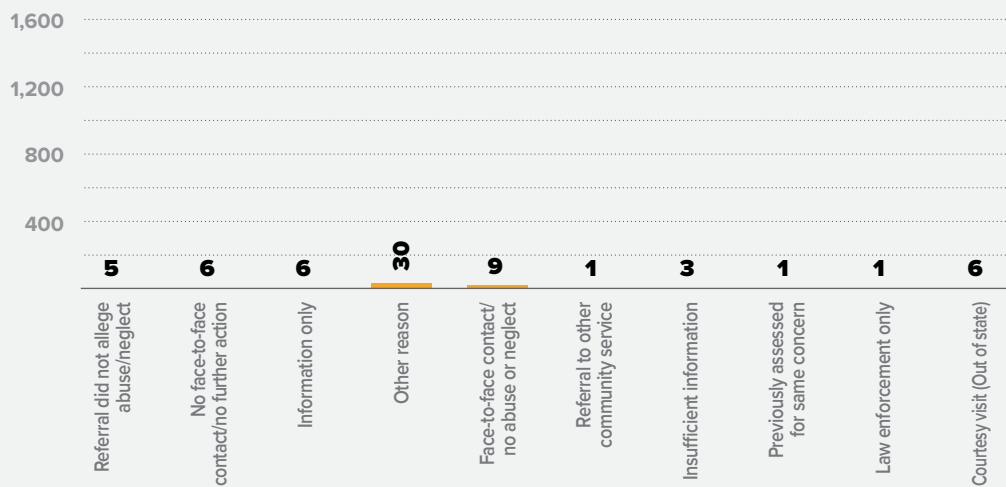
## 2018 REPORTS OF GENERAL PROTECTIVE SERVICES

# 210

TOTAL REPORTS

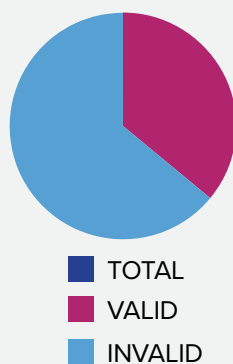


### BREAKDOWN REPORTS SCREENED OUT BY REASON



### BREAKDOWN VALID ASSESSED REPORTS

## 51



### NUMBER OF CHILDREN ASSESSED

## 235 TOTAL

## 77 VALID

CHILDREN  
ASSESSED  
PER 1,000  
CHILDREN

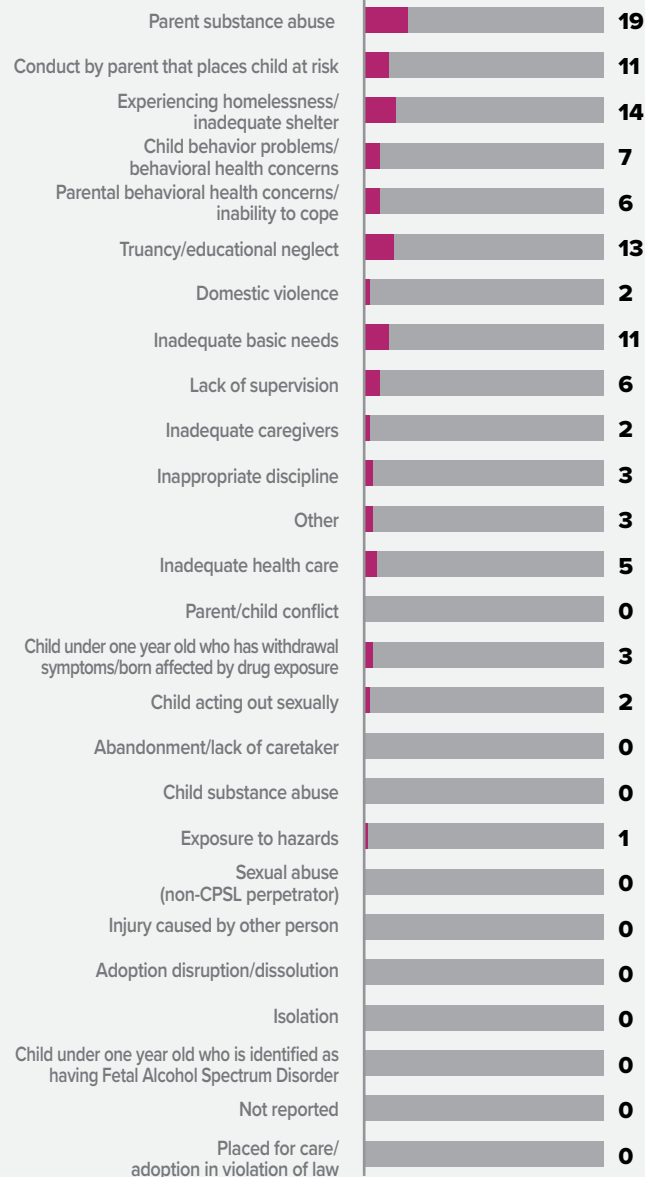
## 65.3 TOTAL

## 21.4 VALID

### VALID GPS ALLEGATIONS BY TYPE

# 108

TOTAL ALLEGATIONS



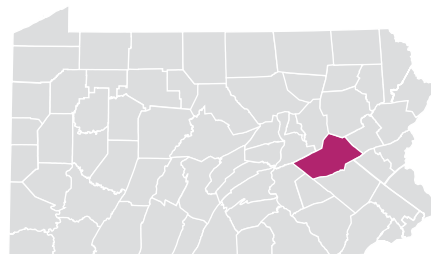
POTTER COUNTY

NOTES: A report may have more than one allegation for each report; therefore, the total number of allegations will be greater than the total number of reports. In some reports, more than one child was assessed with valid allegations; therefore, the number of children assessed exceeds the number of valid assessed reports.



# SCHUYLKILL COUNTY

**RURAL** // POPULATION • 144,287 / POPULATION UNDER 18 • 28,336



## 2018 REPORTS OF CHILD ABUSE

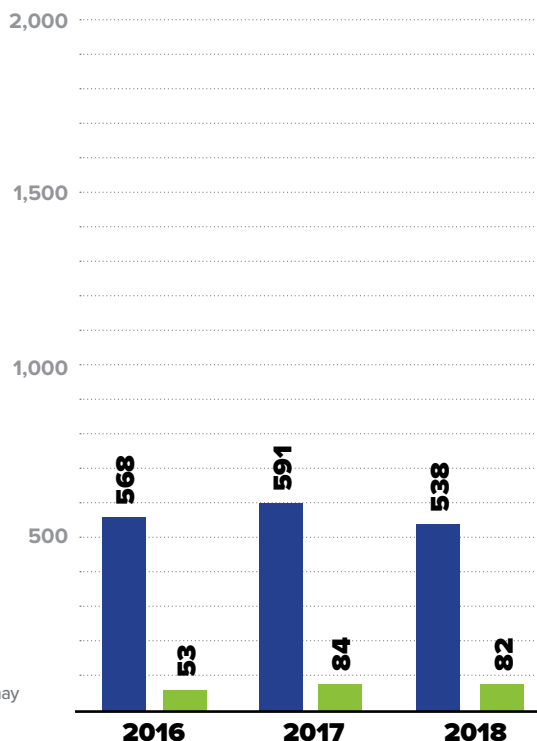
**538**

■ TOTAL REPORTS

**82**

■ SUBSTANTIATED REPORTS

NOTE: CPS and GPS data reported were investigated and substantiated by the county children and youth agency and may vary from statewide data which include both county and regional investigations.



**SUBSTANTIATED REPORTS BY GENDER OF VICTIM**

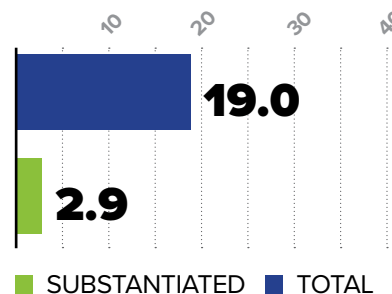


**FEMALE**  
**50**  
**61.0%**

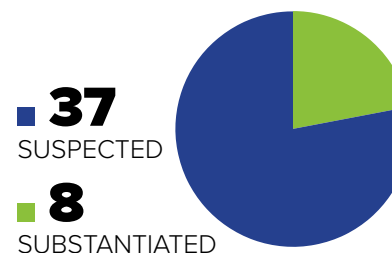


**MALE**  
**32**  
**39.0%**

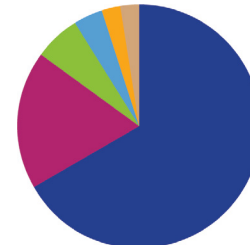
## CHILD ABUSE REPORTS PER 1,000 CHILDREN



## CASES OF REPEAT ABUSE SUBSTANTIATED REPORTS



## TYPES OF ALLEGATIONS SUBSTANTIATED REPORTS




**162** TOTAL ALLEGATIONS

- **108** (66.7%) Sexual abuse
- **30** (18.5%) Physical abuse/bodily injury
- **10** (6.2%) Serious physical neglect
- **6** (3.7%) Likelihood of sexual abuse/exploitation
- **4** (2.5%) Reasonable likelihood of bodily injury
- **4** (2.5%) Engaging in per se acts
- **0** (0.0%) Serious mental injury
- **0** (0.0%) Severe form of trafficking in persons or sex trafficking
- **0** (0.0%) Munchausen Syndrome by proxy/medical abuse

NOTES: A report may have more than one allegation for each report; therefore, the total number of allegations will be greater than the total number of reports.

**\$2,990,138**

**EXPENDITURES** CHILD ABUSE INVESTIGATIONS AND GENERAL PROTECTIVE SERVICES ASSESSMENTS



NOTE: Expenditures include only state funding.

## 2018 FATALITIES

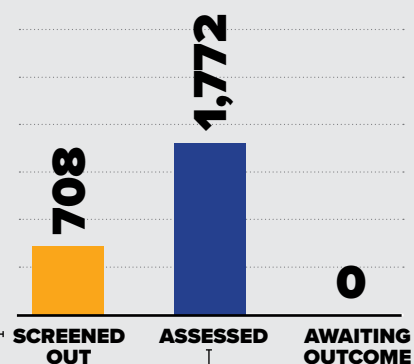
**2/47** ▶ **1** **1**

## 2018 NEAR FATALITIES

**1/89** ▶ **1** **0**

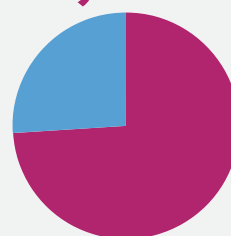
## 2018 REPORTS OF GENERAL PROTECTIVE SERVICES

**2,480**  
TOTAL REPORTS



### BREAKDOWN VALID ASSESSED REPORTS

**1,317**



■ TOTAL  
■ VALID  
■ INVALID

### NUMBER OF CHILDREN ASSESSED

**2,713**  
TOTAL

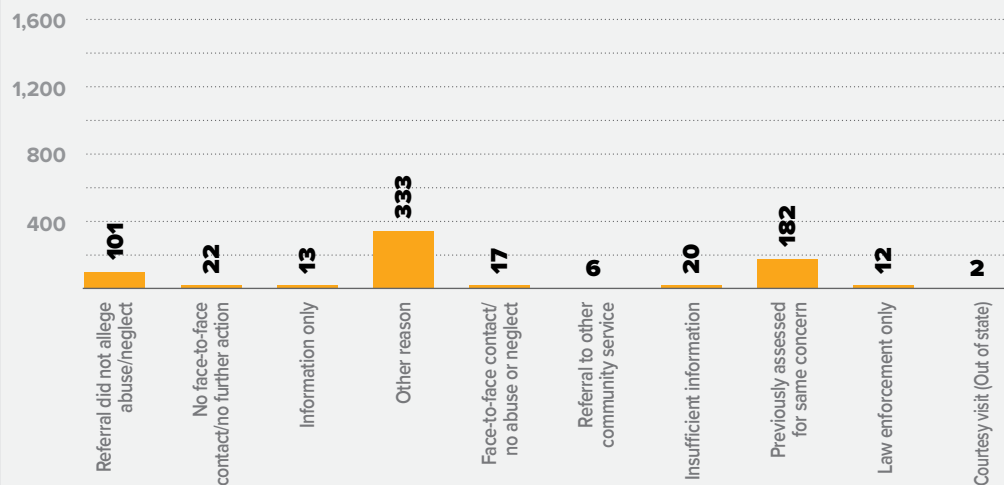
**1,887**  
VALID

CHILDREN  
ASSESSED  
PER 1,000  
CHILDREN

**95.7**  
TOTAL

**66.6**  
VALID

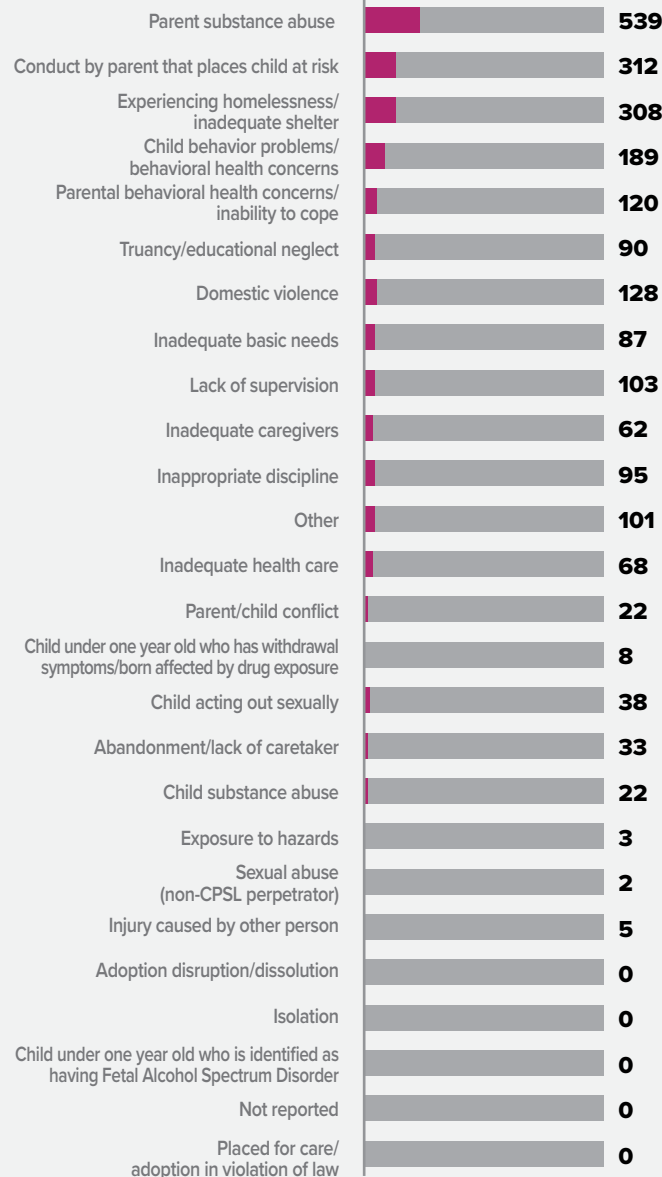
### BREAKDOWN REPORTS SCREENED OUT BY REASON



### VALID GPS ALLEGATIONS BY TYPE

**2,335**

TOTAL ALLEGATIONS

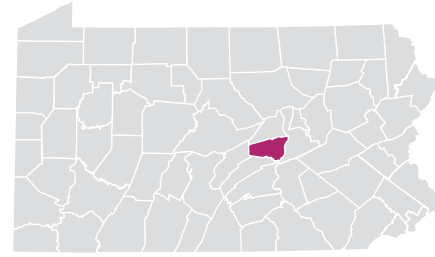


**SCHUYLKILL COUNTY**

NOTES: A report may have more than one allegation for each report; therefore, the total number of allegations will be greater than the total number of reports. In some reports, more than one child was assessed with valid allegations; therefore, the number of children assessed exceeds the number of valid assessed reports.

# SNYDER COUNTY

**RURAL** // POPULATION • 40,570 / POPULATION UNDER 18 • 8,748



## 2018 REPORTS OF CHILD ABUSE


**107**

■ TOTAL REPORTS

**16**

■ SUBSTANTIATED REPORTS

NOTE: CPS and GPS data reported were investigated and substantiated by the county children and youth agency and may vary from statewide data which include both county and regional investigations.



### SUBSTANTIATED REPORTS BY GENDER OF VICTIM



**FEMALE**

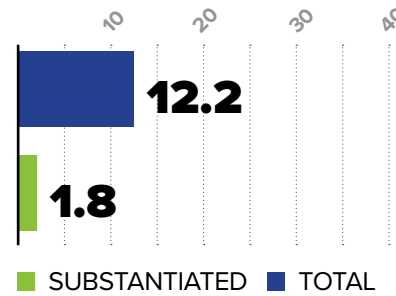
**10**  
62.5%



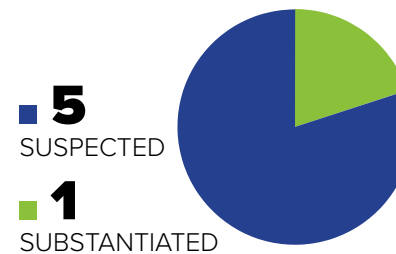
**MALE**

**6**  
37.5%

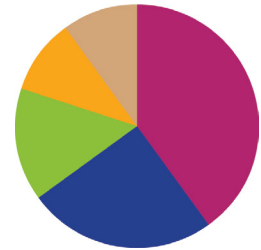
### CHILD ABUSE REPORTS PER 1,000 CHILDREN



### CASES OF REPEAT ABUSE SUBSTANTIATED REPORTS



### TYPES OF ALLEGATIONS SUBSTANTIATED REPORTS



**20** TOTAL ALLEGATIONS

- **8** (40.0%) Physical abuse/bodily injury
- **5** (25.0%) Sexual abuse
- **3** (15.0%) Serious physical neglect
- **2** (10.0%) Reasonable likelihood of bodily injury
- **2** (10.0%) Engaging in per se acts
- **0** (0.0%) Likelihood of sexual abuse/exploitation
- **0** (0.0%) Serious mental injury
- **0** (0.0%) Severe form of trafficking in persons or sex trafficking
- **0** (0.0%) Munchausen Syndrome by proxy/medical abuse

NOTES: A report may have more than one allegation for each report; therefore, the total number of allegations will be greater than the total number of reports.

**\$523,034**

**EXPENDITURES** CHILD ABUSE INVESTIGATIONS AND GENERAL PROTECTIVE SERVICES ASSESSMENTS



NOTE: Expenditures include only state funding.

### 2018 FATALITIES

**0/47** ▶

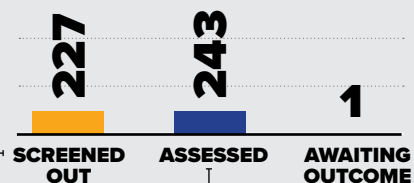
### 2018 NEAR FATALITIES

**0/89** ▶

## 2018 REPORTS OF GENERAL PROTECTIVE SERVICES

# 471

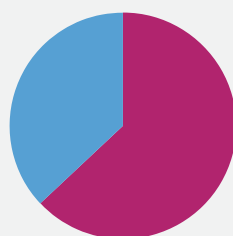
TOTAL REPORTS



6,000  
5,000  
4,000  
3,000  
2,000  
1,000

### BREAKDOWN VALID ASSESSED REPORTS

## 152



■ TOTAL  
■ VALID  
■ INVALID

### NUMBER OF CHILDREN ASSESSED

## 369 TOTAL

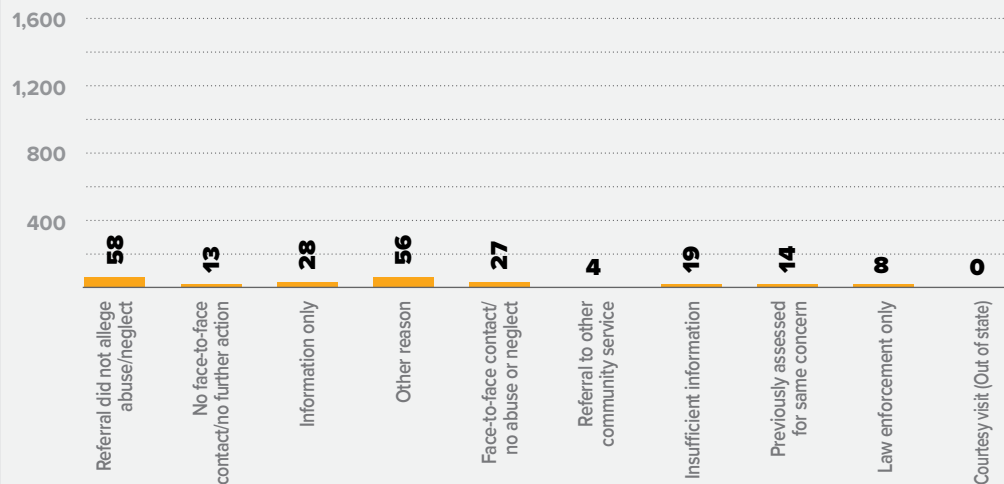
## 210 VALID

CHILDREN  
ASSESSED  
PER 1,000  
CHILDREN

## 42.2 TOTAL

## 24.0 VALID

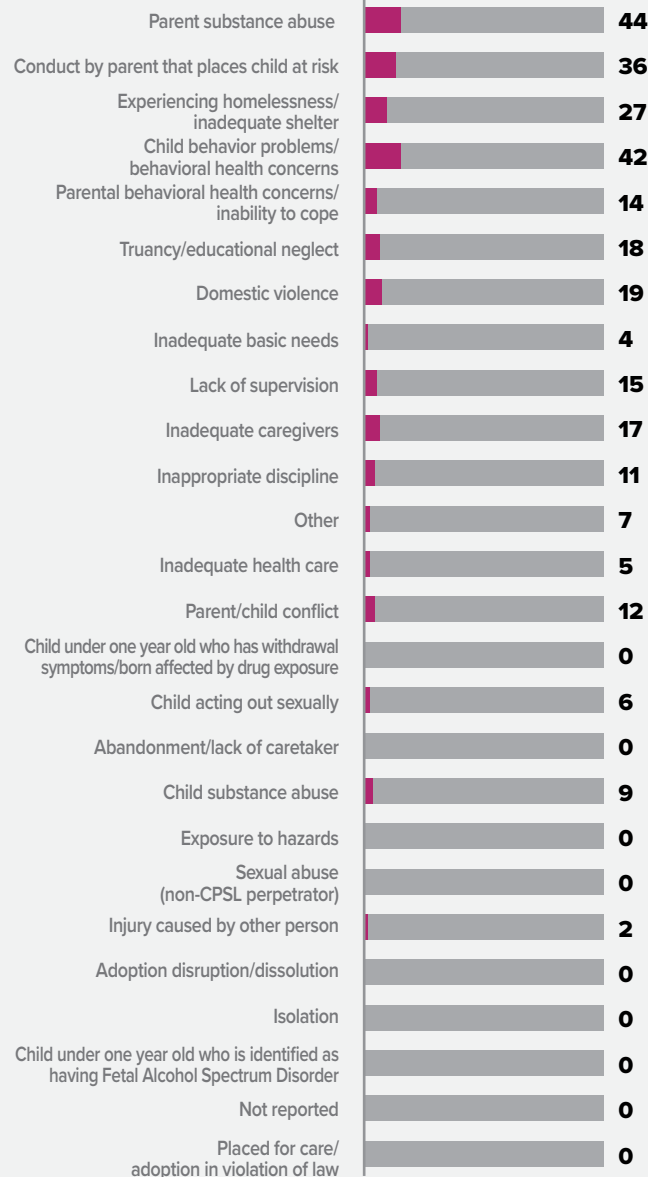
### BREAKDOWN REPORTS SCREENED OUT BY REASON



### VALID GPS ALLEGATIONS BY TYPE

# 288

TOTAL ALLEGATIONS



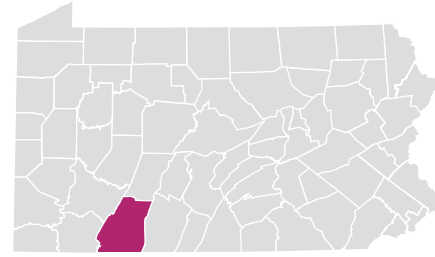
**SNYDER COUNTY**

NOTES: A report may have more than one allegation for each report; therefore, the total number of allegations will be greater than the total number of reports. In some reports, more than one child was assessed with valid allegations; therefore, the number of children assessed exceeds the number of valid assessed reports.



# SOMERSET COUNTY

**RURAL** // POPULATION • 75,619 / POPULATION UNDER 18 • 13,854



## 2018 REPORTS OF CHILD ABUSE

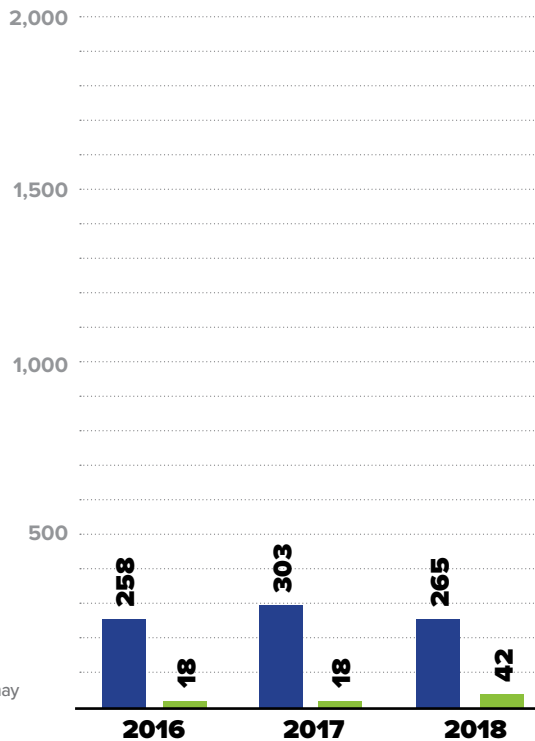
**265**

■ TOTAL REPORTS

**42**

■ SUBSTANTIATED REPORTS

NOTE: CPS and GPS data reported were investigated and substantiated by the county children and youth agency and may vary from statewide data which include both county and regional investigations.



**SUBSTANTIATED REPORTS BY GENDER OF VICTIM**



**FEMALE**

**26**

**61.9%**

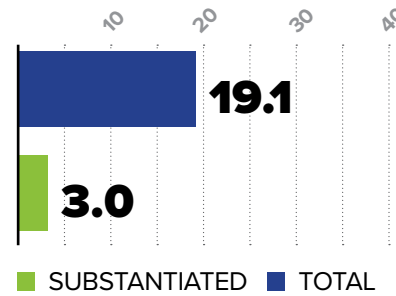


**MALE**

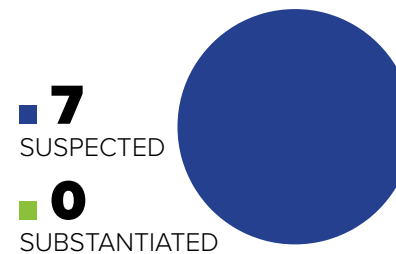
**16**

**38.1%**

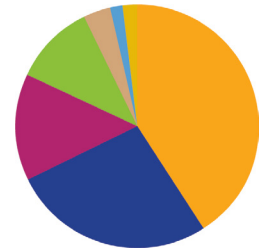
## CHILD ABUSE REPORTS PER 1,000 CHILDREN



## CASES OF REPEAT ABUSE SUBSTANTIATED REPORTS



## TYPES OF ALLEGATIONS SUBSTANTIATED REPORTS




**56** TOTAL ALLEGATIONS

- **23** (41.1%) Reasonable likelihood of bodily injury
- **15** (26.8%) Sexual abuse
- **8** (14.3%) Physical abuse/bodily injury
- **6** (10.7%) Serious physical neglect
- **2** (3.6%) Engaging in per se acts
- **1** (1.8%) Likelihood of sexual abuse/exploitation
- **1** (1.8%) Serious mental injury
- **0** (0.0%) Severe form of trafficking in persons or sex trafficking
- **0** (0.0%) Munchausen Syndrome by proxy/medical abuse

NOTES: A report may have more than one allegation for each report; therefore, the total number of allegations will be greater than the total number of reports.

**\$1,114,696**

**EXPENDITURES** CHILD ABUSE INVESTIGATIONS AND GENERAL PROTECTIVE SERVICES ASSESSMENTS



NOTE: Expenditures include only state funding.

## 2018 FATALITIES

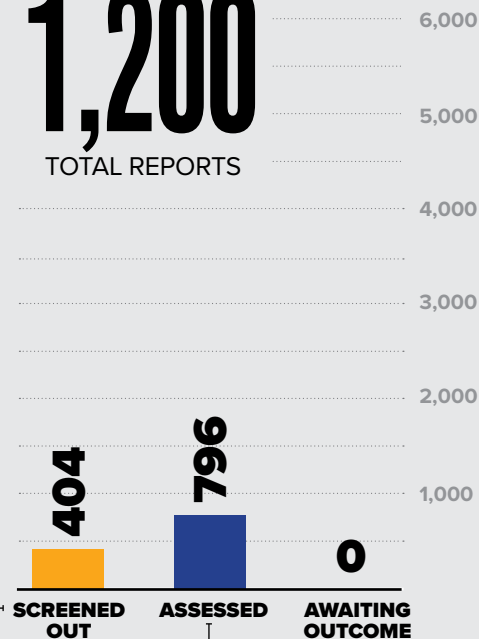
**0/47** ▶

## 2018 NEAR FATALITIES

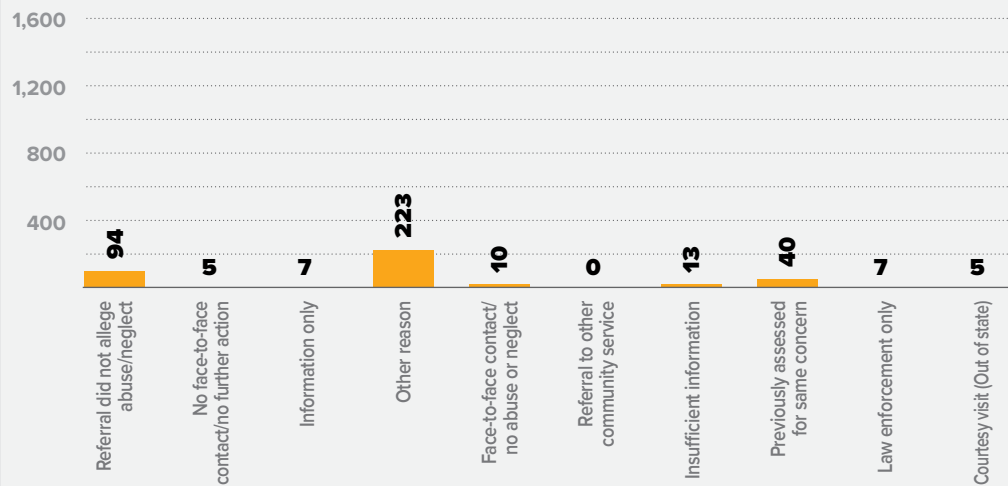
**0/89** ▶

## 2018 REPORTS OF GENERAL PROTECTIVE SERVICES

**1,200**  
TOTAL REPORTS

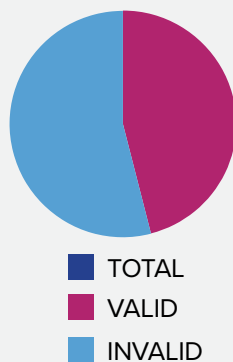


### BREAKDOWN REPORTS SCREENED OUT BY REASON



### BREAKDOWN VALID ASSESSED REPORTS

**368**



### NUMBER OF CHILDREN ASSESSED

**1,232**  
TOTAL

**550**  
VALID

CHILDREN  
ASSESSED  
PER 1,000  
CHILDREN

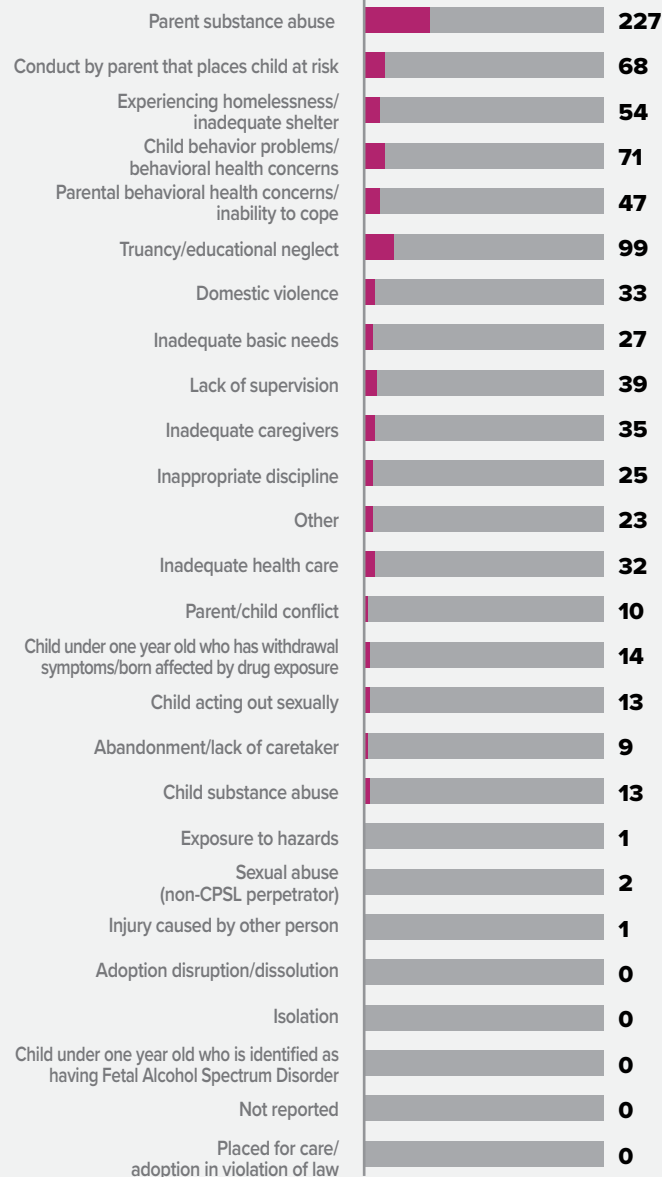
**88.9**  
TOTAL

**39.7**  
VALID

### VALID GPS ALLEGATIONS BY TYPE

**843**

TOTAL ALLEGATIONS



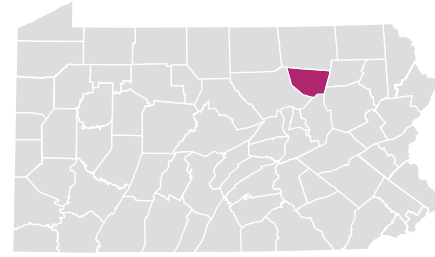
**SOMERSET COUNTY**

NOTES: A report may have more than one allegation for each report; therefore, the total number of allegations will be greater than the total number of reports. In some reports, more than one child was assessed with valid allegations; therefore, the number of children assessed exceeds the number of valid assessed reports.



# SULLIVAN COUNTY

**RURAL** // POPULATION • 6,192 / POPULATION UNDER 18 • 740

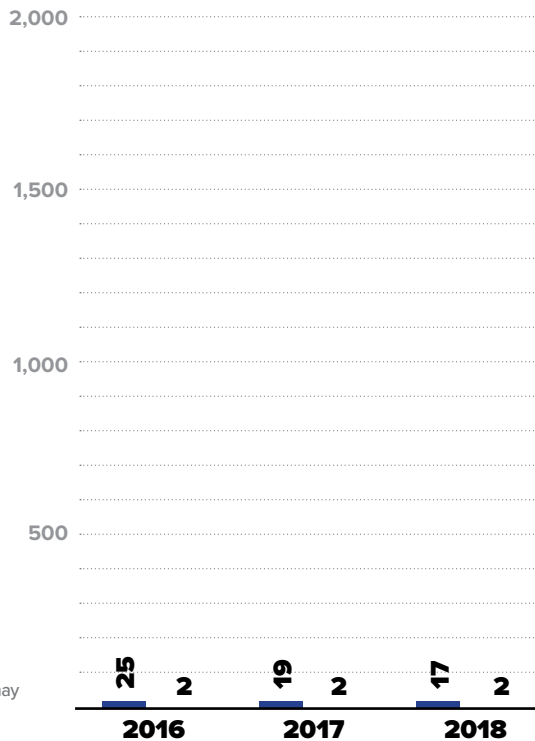


## 2018 REPORTS OF CHILD ABUSE

**17**  
■ TOTAL REPORTS

**2**  
■ SUBSTANTIATED REPORTS

NOTE: CPS and GPS data reported were investigated and substantiated by the county children and youth agency and may vary from statewide data which include both county and regional investigations.



### SUBSTANTIATED REPORTS BY GENDER OF VICTIM

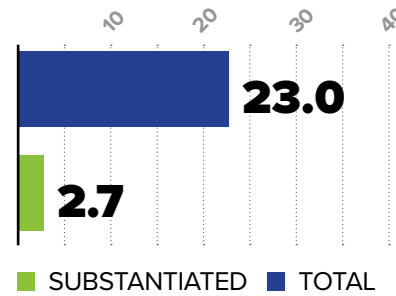


**FEMALE**  
**1**  
50.0%

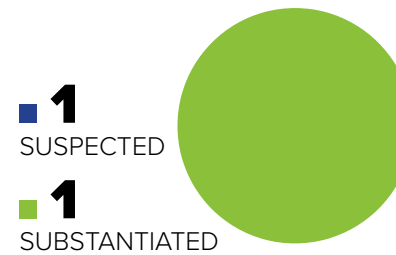


**MALE**  
**1**  
50.0%

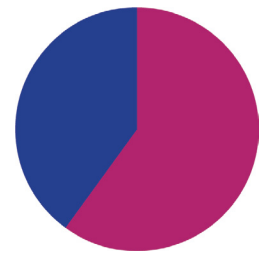
### CHILD ABUSE REPORTS PER 1,000 CHILDREN



### CASES OF REPEAT ABUSE SUBSTANTIATED REPORTS



### TYPES OF ALLEGATIONS SUBSTANTIATED REPORTS




**5** TOTAL ALLEGATIONS

- **3** (60.0%) Physical abuse/bodily injury
- **2** (40.0%) Sexual abuse
- **0** (0.0%) Serious physical neglect
- **0** (0.0%) Reasonable likelihood of bodily injury
- **0** (0.0%) Engaging in per se acts
- **0** (0.0%) Likelihood of sexual abuse/exploitation
- **0** (0.0%) Serious mental injury
- **0** (0.0%) Severe form of trafficking in persons or sex trafficking
- **0** (0.0%) Munchausen Syndrome by proxy/medical abuse

NOTES: A report may have more than one allegation for each report; therefore, the total number of allegations will be greater than the total number of reports.

**\$249,752**

**EXPENDITURES** CHILD ABUSE INVESTIGATIONS AND GENERAL PROTECTIVE SERVICES ASSESSMENTS



NOTE: Expenditures include only state funding.

### 2018 FATALITIES

**0/47** ▶ ■ ■ ■ ■ ■

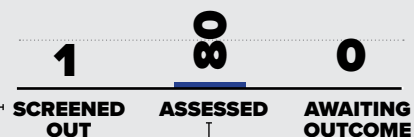
### 2018 NEAR FATALITIES

**0/89** ▶ ■ ■ ■ ■ ■

## 2018 REPORTS OF GENERAL PROTECTIVE SERVICES

# 81

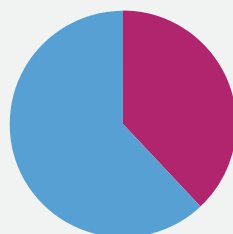
TOTAL REPORTS



6,000  
5,000  
4,000  
3,000  
2,000  
1,000

### BREAKDOWN VALID ASSESSED REPORTS

## 30



NUMBER OF  
CHILDREN  
ASSESSED

**106**  
TOTAL

**41**  
VALID

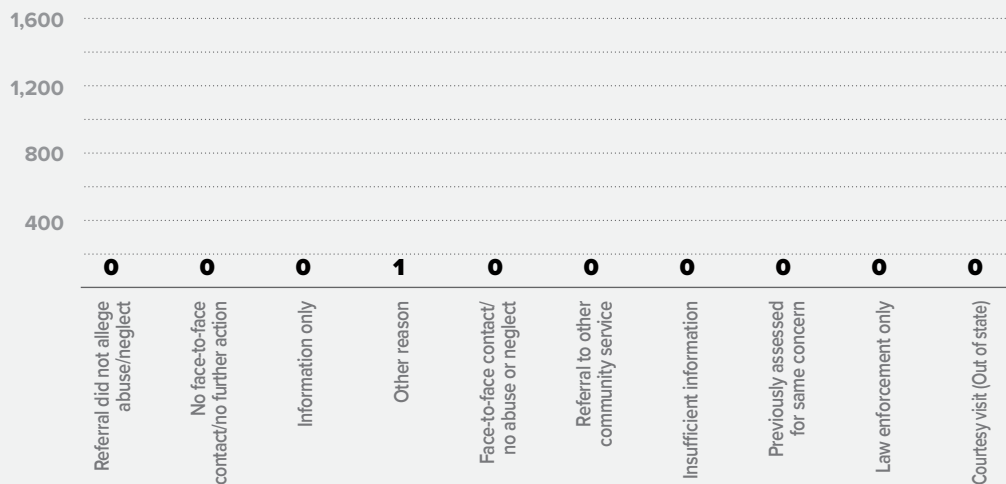
CHILDREN  
ASSESSED  
PER 1,000  
CHILDREN

**143.2**  
TOTAL

**55.4**  
VALID

### BREAKDOWN

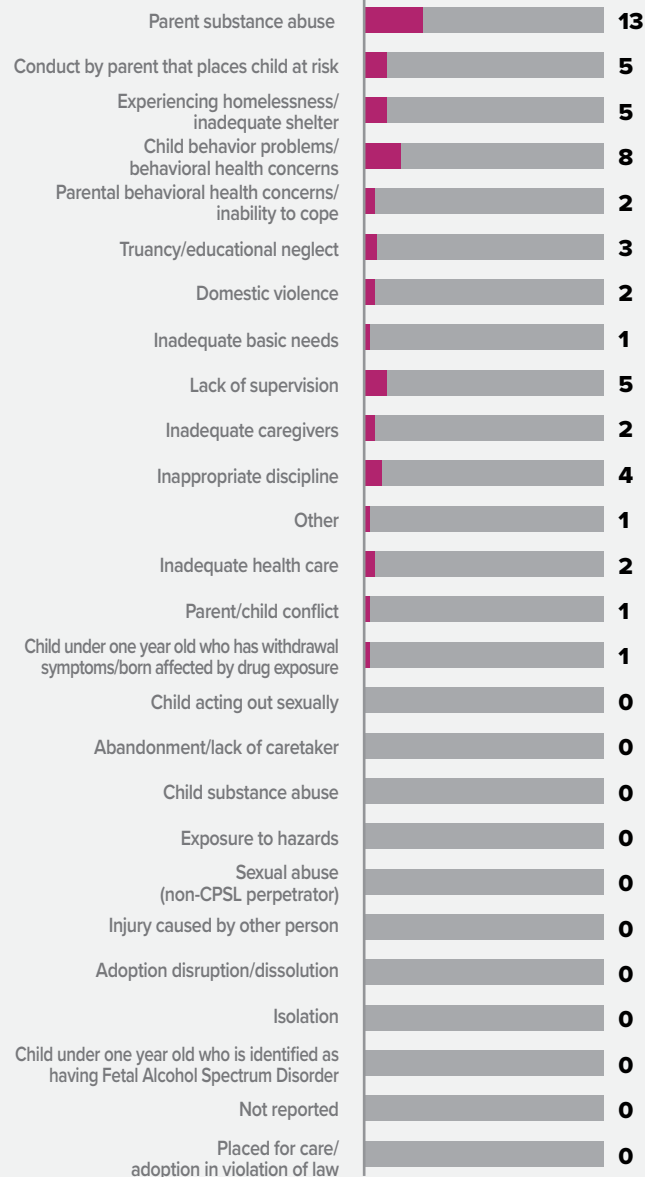
#### REPORTS SCREENED OUT BY REASON



### VALID GPS ALLEGATIONS BY TYPE

# 55

TOTAL ALLEGATIONS



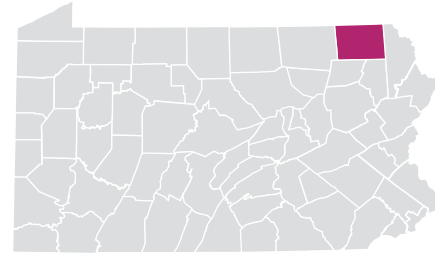
**SULLIVAN COUNTY**

NOTES: A report may have more than one allegation for each report; therefore, the total number of allegations will be greater than the total number of reports. In some reports, more than one child was assessed with valid allegations; therefore, the number of children assessed exceeds the number of valid assessed reports.



# SUSQUEHANNA COUNTY

**RURAL** // POPULATION • 41,716 / POPULATION UNDER 18 • 8,008



## 2018 REPORTS OF CHILD ABUSE

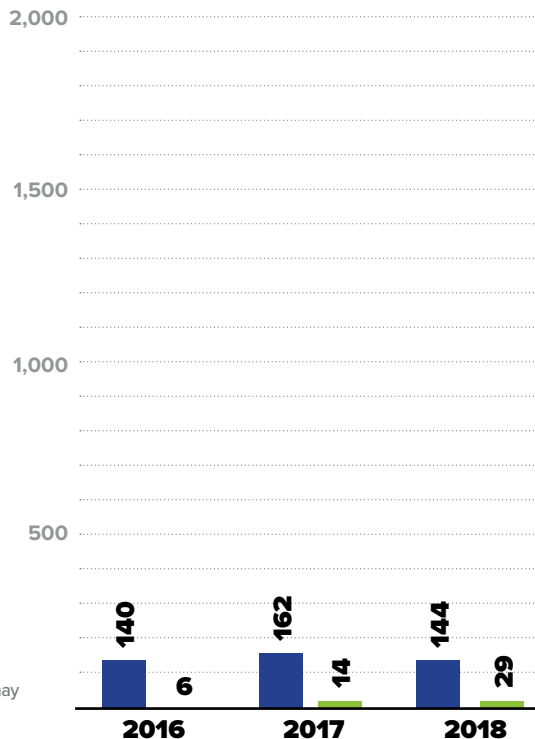
**144**

■ TOTAL REPORTS

**29**

■ SUBSTANTIATED  
REPORTS

NOTE: CPS and GPS data reported were investigated and substantiated by the county children and youth agency and may vary from statewide data which include both county and regional investigations.



### SUBSTANTIATED REPORTS BY GENDER OF VICTIM



**FEMALE**

**21**

**72.4%**

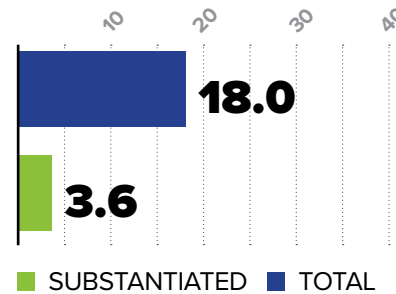


**MALE**

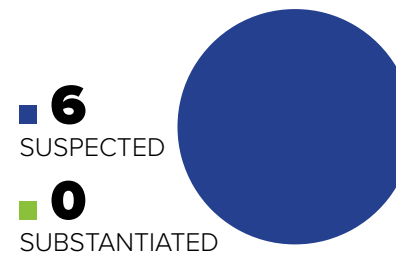
**8**

**27.6%**

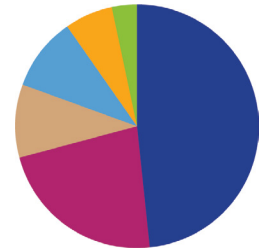
## CHILD ABUSE REPORTS PER 1,000 CHILDREN



## CASES OF REPEAT ABUSE SUBSTANTIATED REPORTS



## TYPES OF ALLEGATIONS SUBSTANTIATED REPORTS




**31** TOTAL  
ALLEGATIONS

- **15** (48.4%) Sexual abuse
- **7** (22.6%) Physical abuse/bodily injury
- **3** (9.7%) Engaging in per se acts
- **3** (9.7%) Likelihood of sexual abuse/exploitation
- **2** (6.5%) Reasonable likelihood of bodily injury
- **1** (3.2%) Serious physical neglect
- **0** (0.0%) Serious mental injury
- **0** (0.0%) Severe form of trafficking in persons or sex trafficking
- **0** (0.0%) Munchausen Syndrome by proxy/medical abuse

NOTES: A report may have more than one allegation for each report; therefore, the total number of allegations will be greater than the total number of reports.

**\$216,417**

**EXPENDITURES** CHILD ABUSE  
INVESTIGATIONS AND GENERAL  
PROTECTIVE SERVICES ASSESSMENTS



NOTE: Expenditures include only state funding.

## 2018 FATALITIES

**0/47** ▶

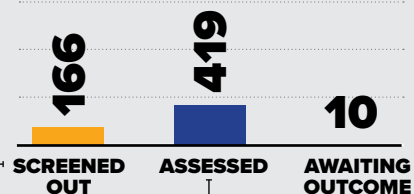
## 2018 NEAR FATALITIES

**0/89** ▶

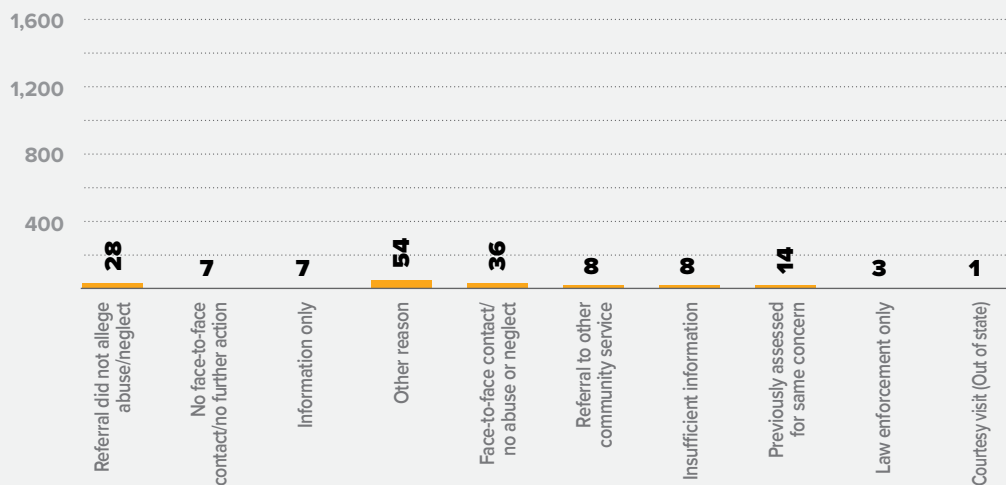
## 2018 REPORTS OF GENERAL PROTECTIVE SERVICES

# 595

TOTAL REPORTS

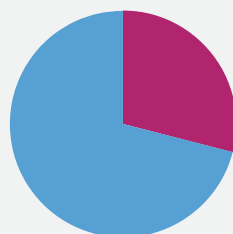


### BREAKDOWN REPORTS SCREENED OUT BY REASON



### BREAKDOWN VALID ASSESSED REPORTS

## 122



TOTAL  
VALID  
INVALID

### NUMBER OF CHILDREN ASSESSED

## 627 TOTAL

## 181 VALID

CHILDREN  
ASSESSED  
PER 1,000  
CHILDREN

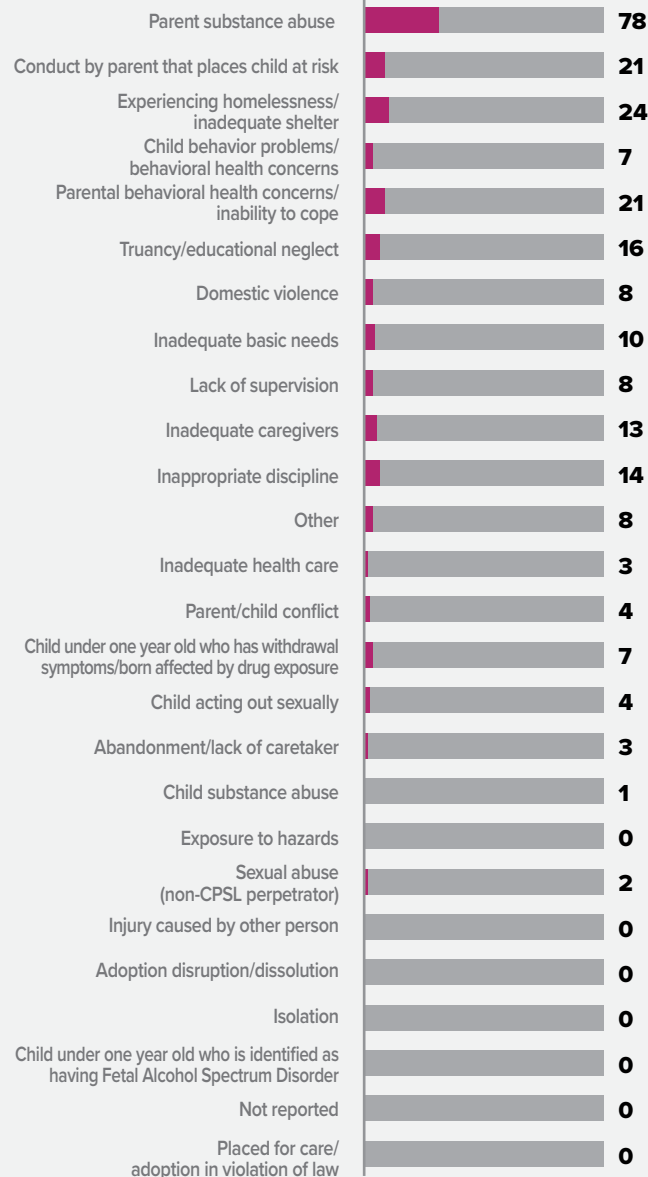
## 78.3 TOTAL

## 22.6 VALID

### VALID GPS ALLEGATIONS BY TYPE

# 252

TOTAL ALLEGATIONS

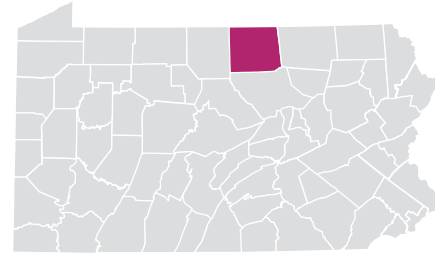


SUSQUEHANNA COUNTY

NOTES: A report may have more than one allegation for each report; therefore, the total number of allegations will be greater than the total number of reports. In some reports, more than one child was assessed with valid allegations; therefore, the number of children assessed exceeds the number of valid assessed reports.

# TIOGA COUNTY

**RURAL** // POPULATION • 41,550 / POPULATION UNDER 18 • 8,337



## 2018 REPORTS OF CHILD ABUSE

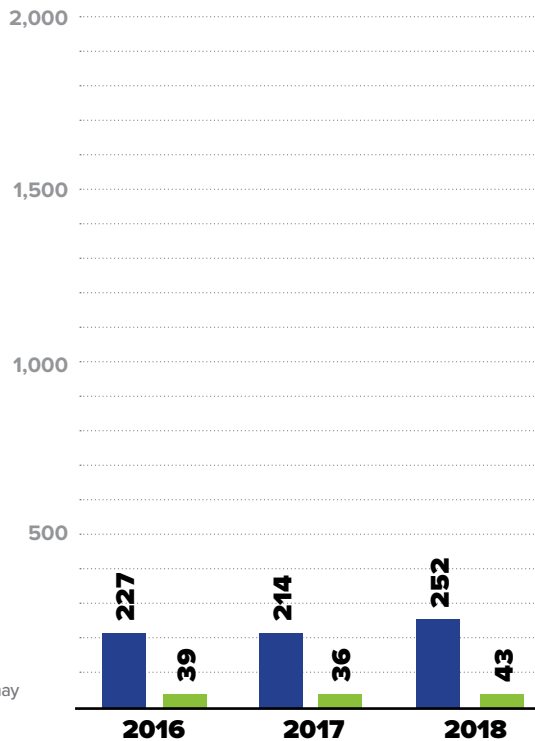
**252**

■ TOTAL REPORTS

**43**

■ SUBSTANTIATED REPORTS

NOTE: CPS and GPS data reported were investigated and substantiated by the county children and youth agency and may vary from statewide data which include both county and regional investigations.



### SUBSTANTIATED REPORTS BY GENDER OF VICTIM



**FEMALE**

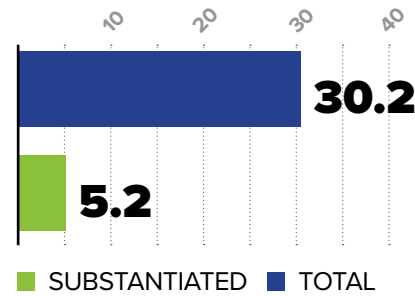
**18**  
41.9%



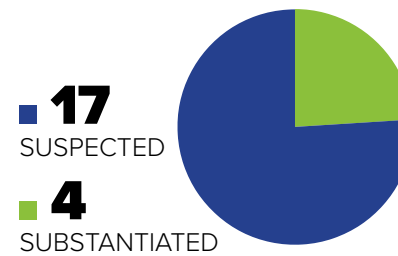
**MALE**

**25**  
58.1%

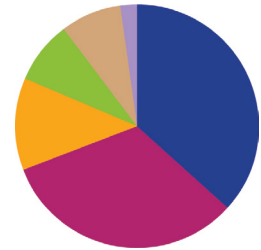
### CHILD ABUSE REPORTS PER 1,000 CHILDREN



### CASES OF REPEAT ABUSE SUBSTANTIATED REPORTS



### TYPES OF ALLEGATIONS SUBSTANTIATED REPORTS



**49** TOTAL ALLEGATIONS

- **18** (36.7%) Sexual abuse
- **16** (32.7%) Physical abuse/bodily injury
- **6** (12.2%) Reasonable likelihood of bodily injury
- **4** (8.2%) Serious physical neglect
- **4** (8.2%) Engaging in per se acts
- **1** (2.0%) Severe form of trafficking in persons or sex trafficking
- **0** (0.0%) Likelihood of sexual abuse/exploitation
- **0** (0.0%) Serious mental injury
- **0** (0.0%) Munchausen Syndrome by proxy/medical abuse

NOTES: A report may have more than one allegation for each report; therefore, the total number of allegations will be greater than the total number of reports.

**\$1,804,218**

**EXPENDITURES** CHILD ABUSE INVESTIGATIONS AND GENERAL PROTECTIVE SERVICES ASSESSMENTS



NOTE: Expenditures include only state funding.

### 2018 FATALITIES

**0/47** ▶

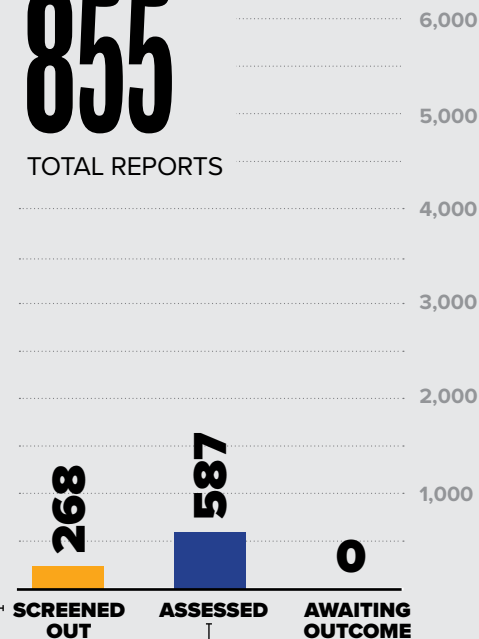
### 2018 NEAR FATALITIES

**0/89** ▶

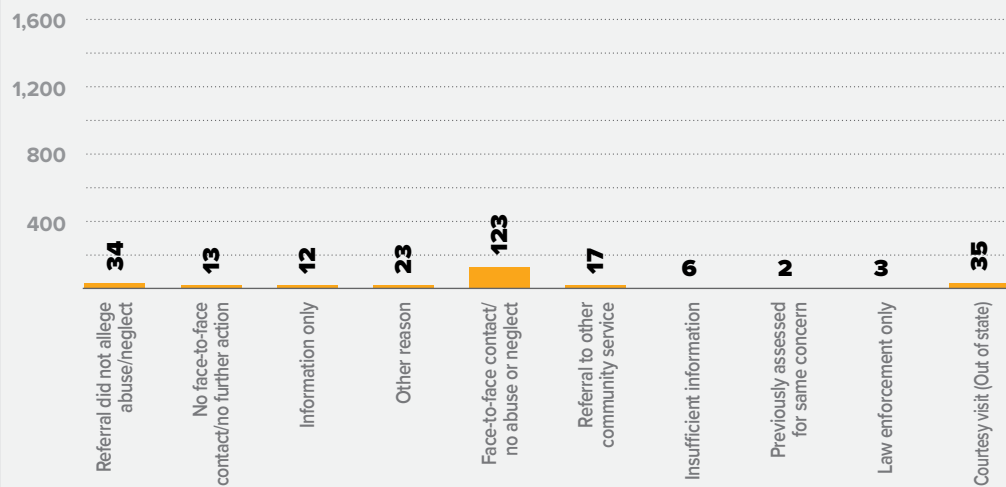
## 2018 REPORTS OF GENERAL PROTECTIVE SERVICES

# 855

TOTAL REPORTS

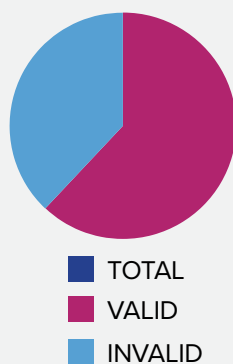


### BREAKDOWN REPORTS SCREENED OUT BY REASON



### BREAKDOWN VALID ASSESSED REPORTS

## 366



### NUMBER OF CHILDREN ASSESSED

## 976 TOTAL

## 612 VALID

CHILDREN  
ASSESSED  
PER 1,000  
CHILDREN

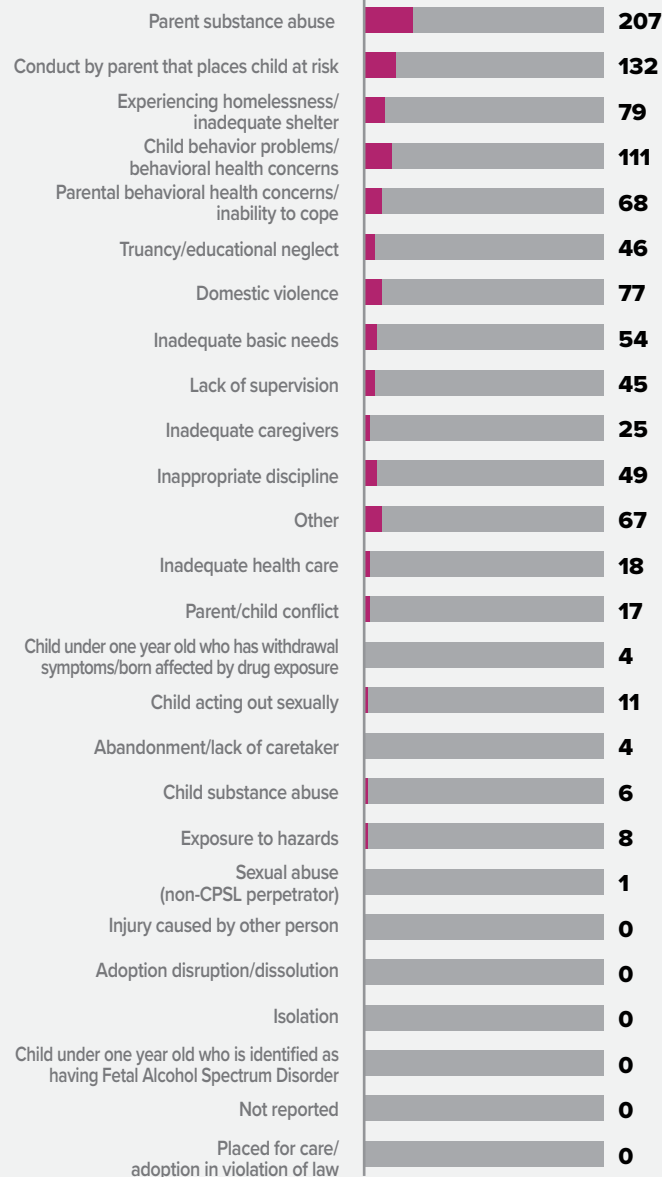
## 117.1 TOTAL

## 73.4 VALID

### VALID GPS ALLEGATIONS BY TYPE

# 1,029

TOTAL ALLEGATIONS

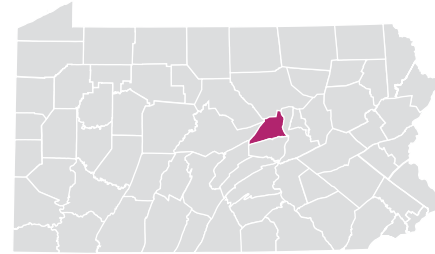


**TIOGA COUNTY**

NOTES: A report may have more than one allegation for each report; therefore, the total number of allegations will be greater than the total number of reports. In some reports, more than one child was assessed with valid allegations; therefore, the number of children assessed exceeds the number of valid assessed reports.

# UNION COUNTY

**RURAL** // POPULATION • 45,056 / POPULATION UNDER 18 • 7,955



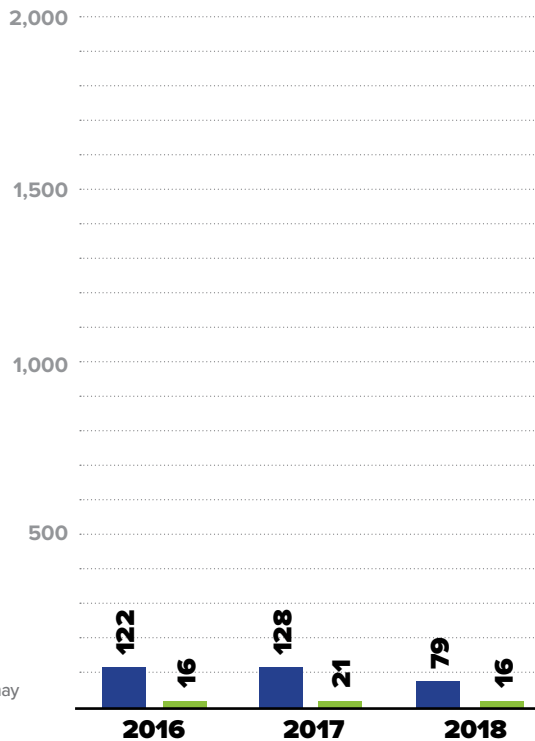
## 2018 REPORTS OF CHILD ABUSE

**79**  
**16**

■ TOTAL REPORTS

■ SUBSTANTIATED REPORTS

NOTE: CPS and GPS data reported were investigated and substantiated by the county children and youth agency and may vary from statewide data which include both county and regional investigations.



### SUBSTANTIATED REPORTS BY GENDER OF VICTIM



**FEMALE**

**12**

**75.0%**

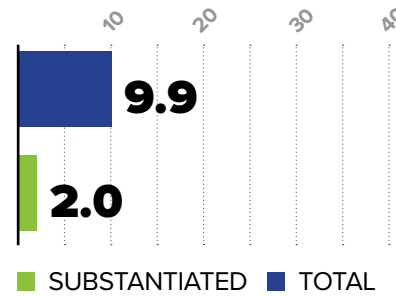


**MALE**

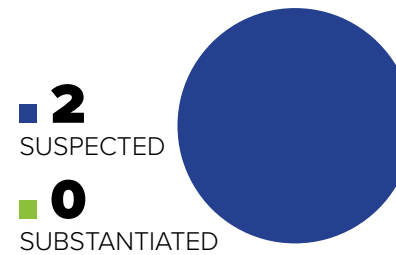
**4**

**25.0%**

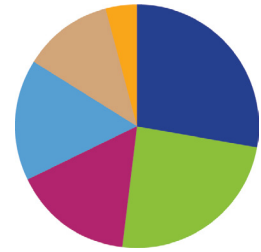
### CHILD ABUSE REPORTS PER 1,000 CHILDREN



### CASES OF REPEAT ABUSE SUBSTANTIATED REPORTS



### TYPES OF ALLEGATIONS SUBSTANTIATED REPORTS



**25** TOTAL ALLEGATIONS

- **7** (28.0%) Sexual abuse
- **6** (24.0%) Serious physical neglect
- **4** (16.0%) Physical abuse/bodily injury
- **4** (16.0%) Likelihood of sexual abuse/exploitation
- **3** (12.0%) Engaging in per se acts
- **1** (4.0%) Reasonable likelihood of bodily injury
- **0** (0.0%) Serious mental injury
- **0** (0.0%) Severe form of trafficking in persons or sex trafficking
- **0** (0.0%) Munchausen Syndrome by proxy/medical abuse

NOTES: A report may have more than one allegation for each report; therefore, the total number of allegations will be greater than the total number of reports.

**\$453,412**

**EXPENDITURES** CHILD ABUSE INVESTIGATIONS AND GENERAL PROTECTIVE SERVICES ASSESSMENTS



### 2018 FATALITIES

**0/47** ▶

### 2018 NEAR FATALITIES

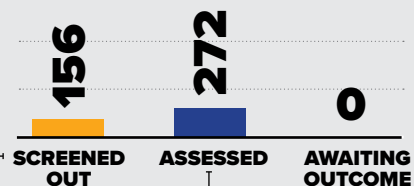
**0/89** ▶

NOTE: Expenditures include only state funding.

## 2018 REPORTS OF GENERAL PROTECTIVE SERVICES

# 428

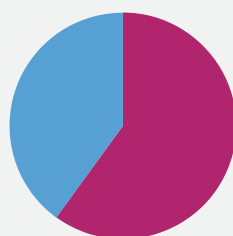
TOTAL REPORTS



6,000  
5,000  
4,000  
3,000  
2,000  
1,000

### BREAKDOWN VALID ASSESSED REPORTS

## 163



■ TOTAL  
■ VALID  
■ INVALID

### NUMBER OF CHILDREN ASSESSED

## 397 TOTAL

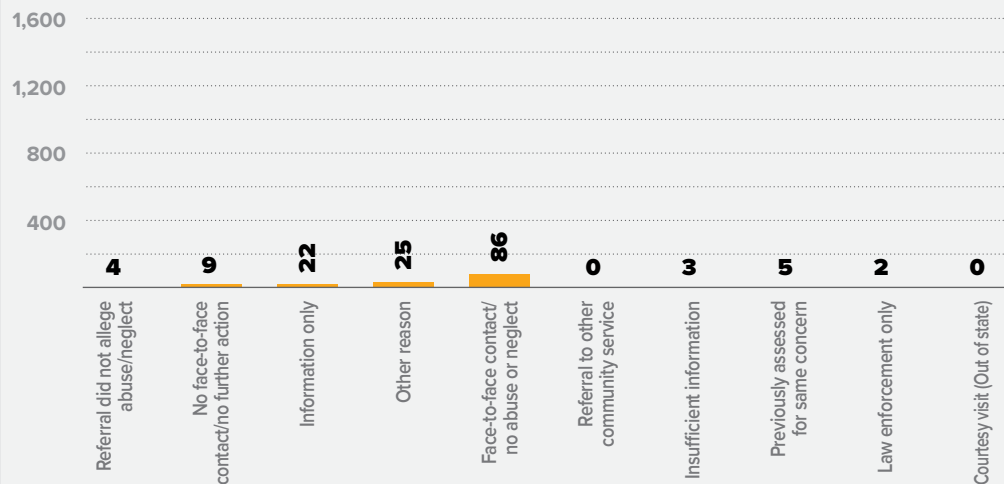
## 224 VALID

CHILDREN  
ASSESSED  
PER 1,000  
CHILDREN

## 49.9 TOTAL

## 28.2 VALID

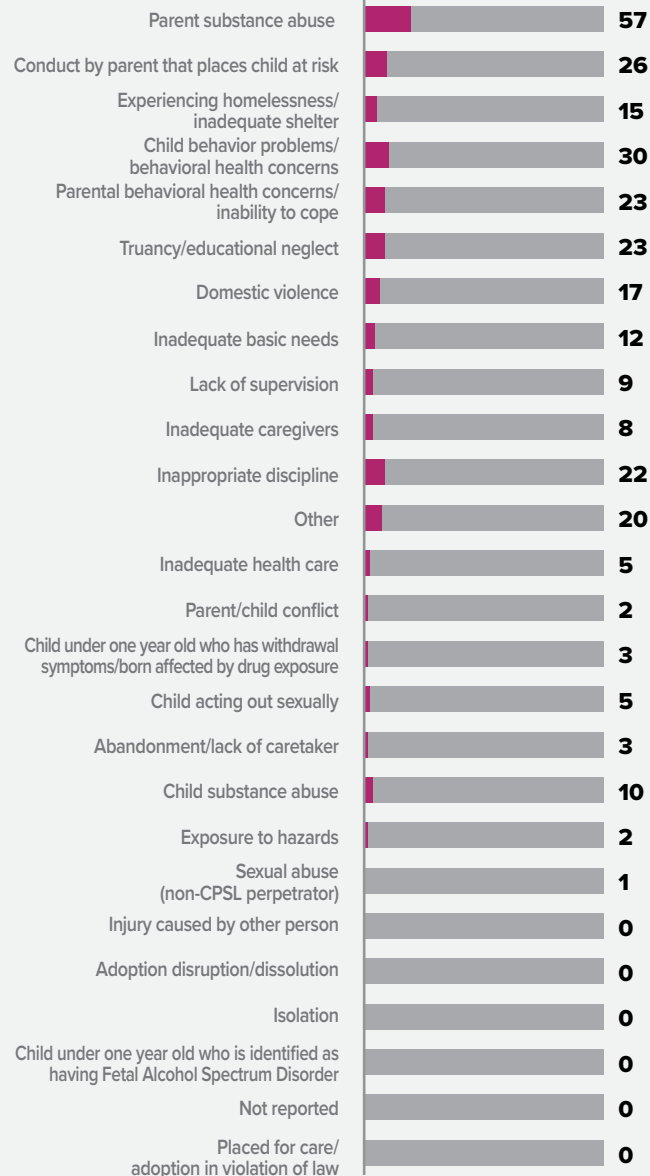
### BREAKDOWN REPORTS SCREENED OUT BY REASON



### VALID GPS ALLEGATIONS BY TYPE

# 293

TOTAL ALLEGATIONS



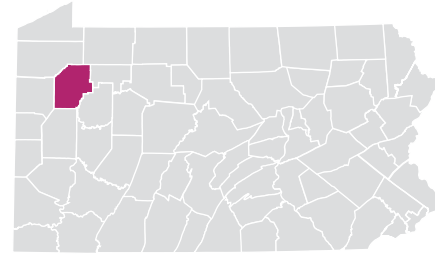
UNION COUNTY

NOTES: A report may have more than one allegation for each report; therefore, the total number of allegations will be greater than the total number of reports. In some reports, more than one child was assessed with valid allegations; therefore, the number of children assessed exceeds the number of valid assessed reports.



# VENANGO COUNTY

**RURAL** // POPULATION • 52,880 / POPULATION UNDER 18 • 10,669



## 2018 REPORTS OF CHILD ABUSE

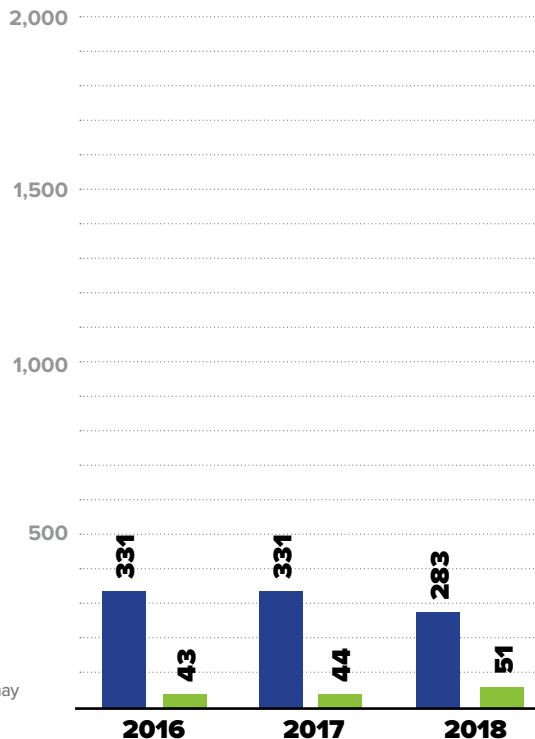
**283**

■ TOTAL REPORTS

**51**

■ SUBSTANTIATED  
REPORTS

NOTE: CPS and GPS data reported were investigated and substantiated by the county children and youth agency and may vary from statewide data which include both county and regional investigations.



### SUBSTANTIATED REPORTS BY GENDER OF VICTIM



**FEMALE**

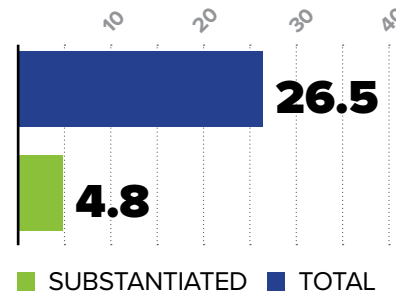
**30**  
58.8%



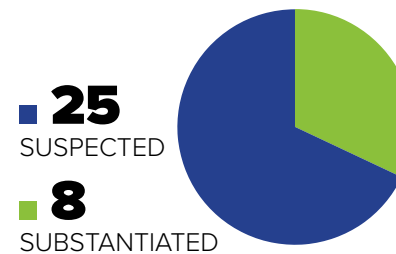
**MALE**

**21**  
41.2%

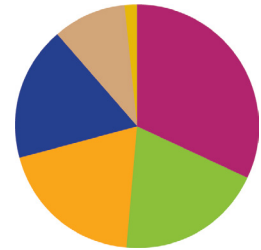
## CHILD ABUSE REPORTS PER 1,000 CHILDREN



## CASES OF REPEAT ABUSE SUBSTANTIATED REPORTS



## TYPES OF ALLEGATIONS SUBSTANTIATED REPORTS



**62** TOTAL  
ALLEGATIONS

- **20** (32.3%) Physical abuse/bodily injury
- **12** (19.4%) Serious physical neglect
- **12** (19.4%) Reasonable likelihood of bodily injury
- **11** (17.7%) Sexual abuse
- **6** (9.7%) Engaging in per se acts
- **1** (1.6%) Serious mental injury
- **0** (0.0%) Likelihood of sexual abuse/exploitation
- **0** (0.0%) Severe form of trafficking in persons or sex trafficking
- **0** (0.0%) Munchausen Syndrome by proxy/medical abuse

NOTES: A report may have more than one allegation for each report; therefore, the total number of allegations will be greater than the total number of reports.

**\$947,934**

**EXPENDITURES** CHILD ABUSE  
INVESTIGATIONS AND GENERAL  
PROTECTIVE SERVICES ASSESSMENTS



NOTE: Expenditures include only state funding.

## 2018 FATALITIES

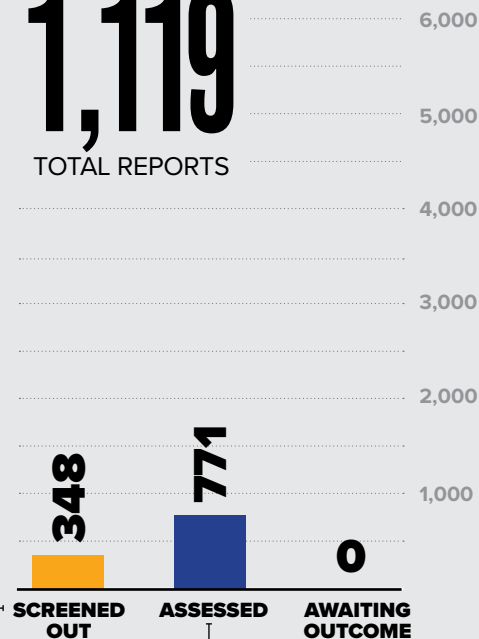
**0/47** ▶ 0 0

## 2018 NEAR FATALITIES

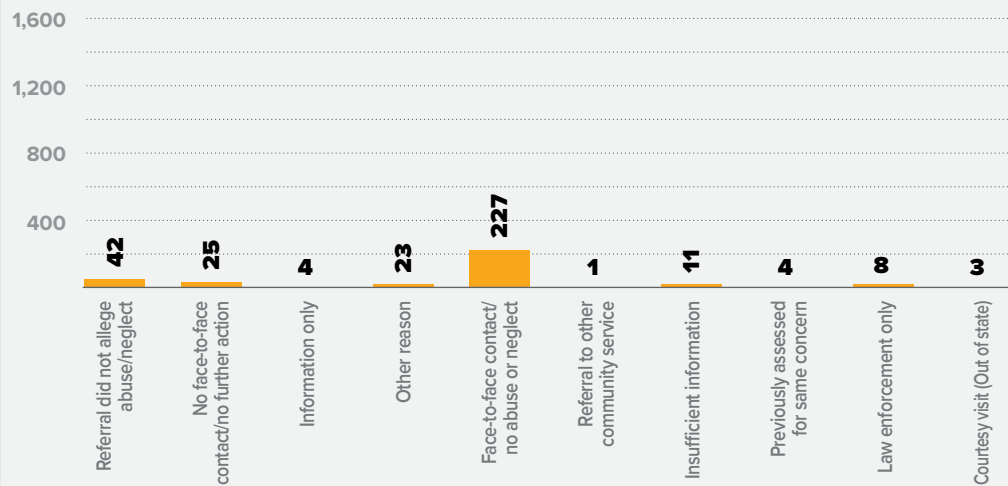
**2/89** ▶ 1 1

## 2018 REPORTS OF GENERAL PROTECTIVE SERVICES

**1,119**  
TOTAL REPORTS

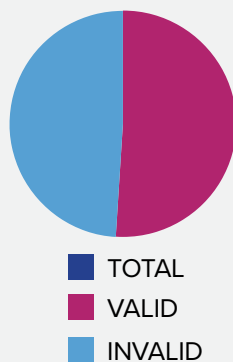


### BREAKDOWN REPORTS SCREENED OUT BY REASON



### BREAKDOWN VALID ASSESSED REPORTS

**394**



### NUMBER OF CHILDREN ASSESSED

**1,238**  
TOTAL

**615**  
VALID

CHILDREN  
ASSESSED  
PER 1,000  
CHILDREN

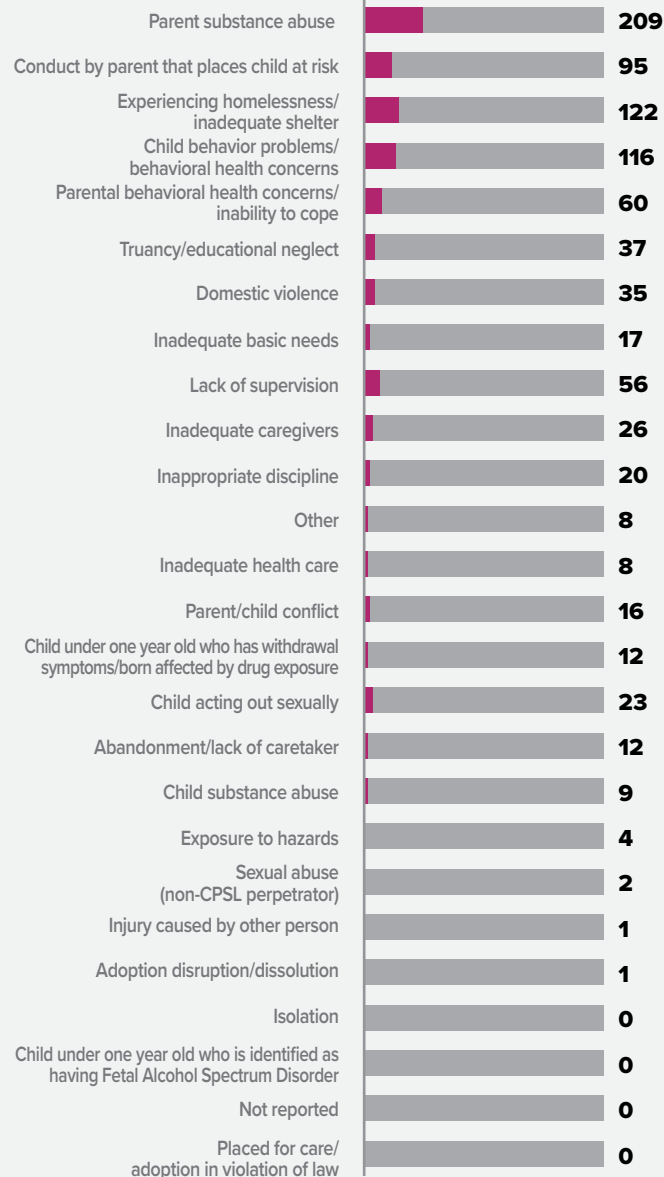
**116.0**  
TOTAL

**57.6**  
VALID

### VALID GPS ALLEGATIONS BY TYPE

**889**

TOTAL ALLEGATIONS

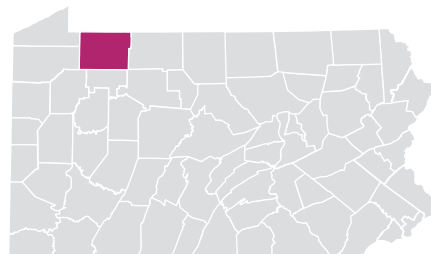


**VENANGO COUNTY**

NOTES: A report may have more than one allegation for each report; therefore, the total number of allegations will be greater than the total number of reports. In some reports, more than one child was assessed with valid allegations; therefore, the number of children assessed exceeds the number of valid assessed reports.

# WARREN COUNTY

**RURAL** // POPULATION • 40,345 / POPULATION UNDER 18 • 7,937



## 2018 REPORTS OF CHILD ABUSE

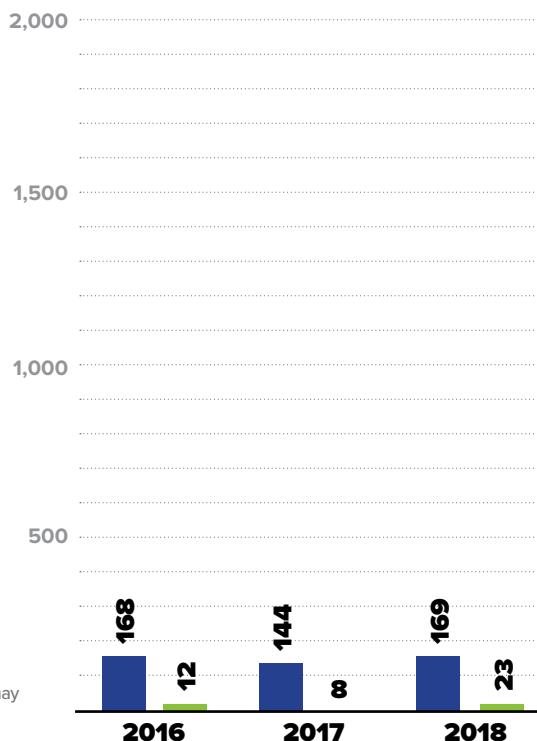
**169**

■ TOTAL REPORTS

**23**

■ SUBSTANTIATED  
REPORTS

NOTE: CPS and GPS data reported were investigated and substantiated by the county children and youth agency and may vary from statewide data which include both county and regional investigations.



**SUBSTANTIATED  
REPORTS  
BY GENDER  
OF VICTIM**

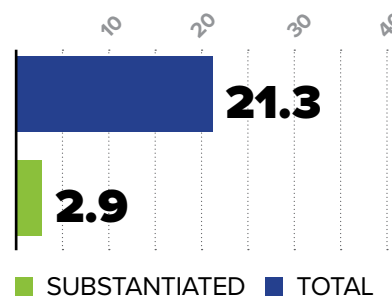


**FEMALE**  
**15**  
**65.2%**

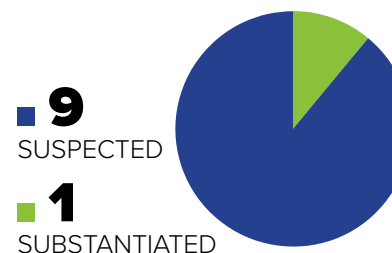


**MALE**  
**8**  
**34.8%**

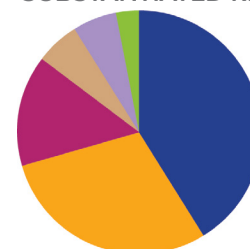
## CHILD ABUSE REPORTS PER 1,000 CHILDREN



## CASES OF REPEAT ABUSE SUBSTANTIATED REPORTS



## TYPES OF ALLEGATIONS SUBSTANTIATED REPORTS




**34** TOTAL  
ALLEGATIONS

- **14** (41.2%) Sexual abuse
- **10** (29.4%) Reasonable likelihood of bodily injury
- **5** (14.7%) Physical abuse/bodily injury
- **2** (5.9%) Engaging in per se acts
- **2** (5.9%) Severe form of trafficking in persons or sex trafficking
- **1** (2.9%) Serious physical neglect
- **0** (0.0%) Likelihood of sexual abuse/exploitation
- **0** (0.0%) Serious mental injury
- **0** (0.0%) Munchausen Syndrome by proxy/medical abuse

NOTES: A report may have more than one allegation for each report; therefore, the total number of allegations will be greater than the total number of reports.

**\$825,465**

**EXPENDITURES** CHILD ABUSE  
INVESTIGATIONS AND GENERAL  
PROTECTIVE SERVICES ASSESSMENTS



NOTE: Expenditures include only state funding.

## 2018 FATALITIES

**0/47** ▶

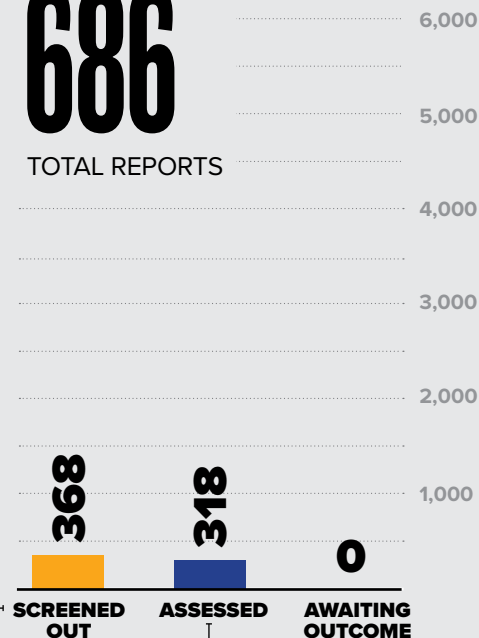
## 2018 NEAR FATALITIES

**0/89** ▶

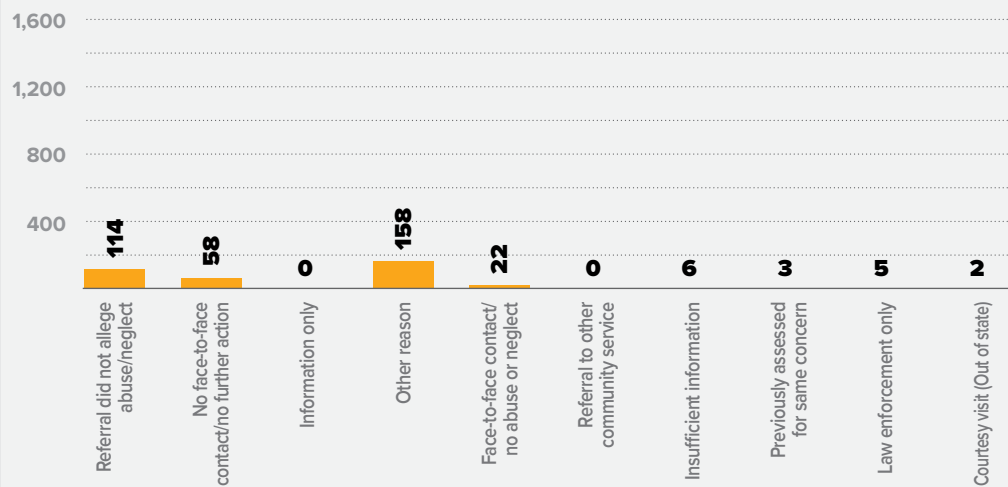
## 2018 REPORTS OF GENERAL PROTECTIVE SERVICES

# 686

TOTAL REPORTS

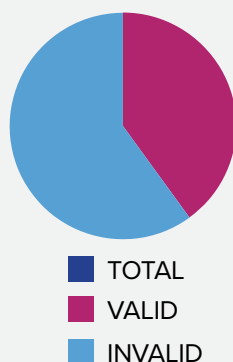


### BREAKDOWN REPORTS SCREENED OUT BY REASON



### BREAKDOWN VALID ASSESSED REPORTS

## 127



### NUMBER OF CHILDREN ASSESSED

## 418 TOTAL

## 165 VALID

CHILDREN  
ASSESSED  
PER 1,000  
CHILDREN

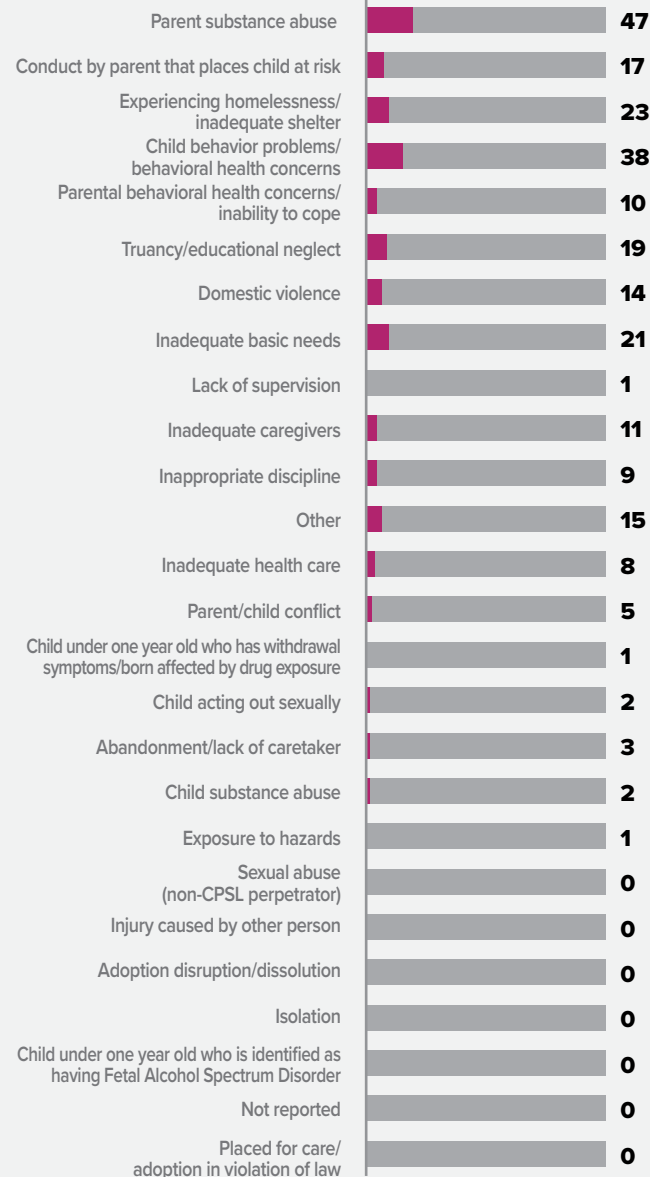
## 52.7 TOTAL

## 20.8 VALID

### VALID GPS ALLEGATIONS BY TYPE

# 247

TOTAL ALLEGATIONS



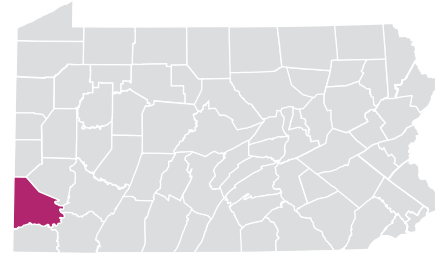
WARREN COUNTY

NOTES: A report may have more than one allegation for each report; therefore, the total number of allegations will be greater than the total number of reports. In some reports, more than one child was assessed with valid allegations; therefore, the number of children assessed exceeds the number of valid assessed reports.



# WASHINGTON COUNTY

**RURAL** // POPULATION • 207,661 / POPULATION UNDER 18 • 41,027



## 2018 REPORTS OF CHILD ABUSE

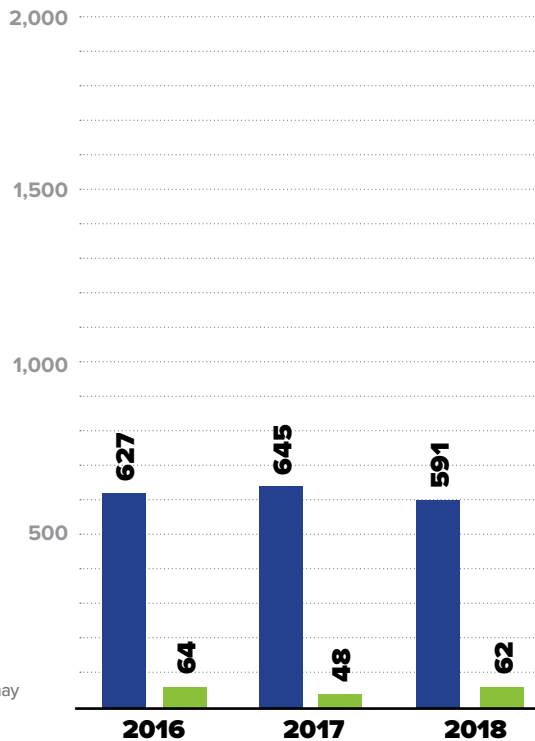
**591**

■ TOTAL REPORTS

**62**

■ SUBSTANTIATED  
REPORTS

NOTE: CPS and GPS data reported were investigated and substantiated by the county children and youth agency and may vary from statewide data which include both county and regional investigations.



**SUBSTANTIATED  
REPORTS  
BY GENDER  
OF VICTIM**



**FEMALE**

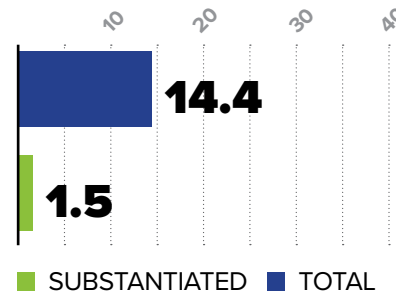
**39**  
62.9%



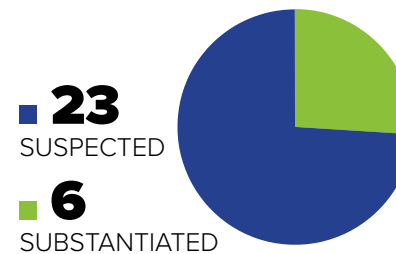
**MALE**

**23**  
37.1%

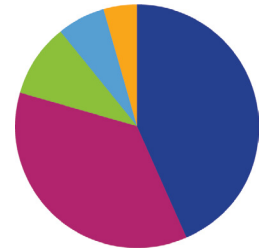
## CHILD ABUSE REPORTS PER 1,000 CHILDREN



## CASES OF REPEAT ABUSE SUBSTANTIATED REPORTS



## TYPES OF ALLEGATIONS SUBSTANTIATED REPORTS



**94** TOTAL  
ALLEGATIONS

- **41** (43.6%) Sexual abuse
- **34** (36.2%) Physical abuse/bodily injury
- **9** (9.6%) Serious physical neglect
- **6** (6.4%) Likelihood of sexual abuse/exploitation
- **4** (4.3%) Reasonable likelihood of bodily injury
- **0** (0.0%) Engaging in per se acts
- **0** (0.0%) Serious mental injury
- **0** (0.0%) Severe form of trafficking in persons or sex trafficking
- **0** (0.0%) Munchausen Syndrome by proxy/medical abuse

NOTES: A report may have more than one allegation for each report; therefore, the total number of allegations will be greater than the total number of reports.

**\$5,225,712**

**EXPENDITURES** CHILD ABUSE  
INVESTIGATIONS AND GENERAL  
PROTECTIVE SERVICES ASSESSMENTS



NOTE: Expenditures include only state funding.

## 2018 FATALITIES

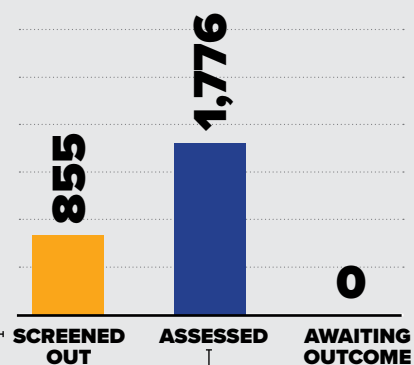
**0/47** ▶

## 2018 NEAR FATALITIES

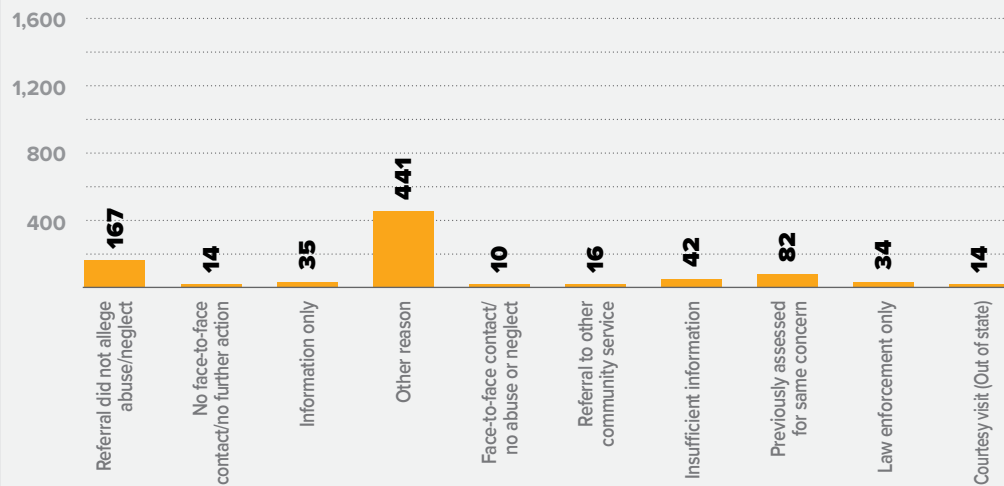
**1/89** ▶

## 2018 REPORTS OF GENERAL PROTECTIVE SERVICES

**2,631**  
TOTAL REPORTS

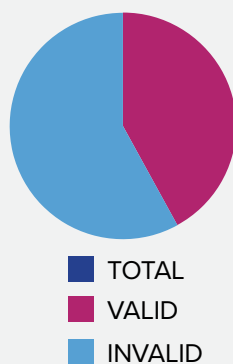


### BREAKDOWN REPORTS SCREENED OUT BY REASON



### BREAKDOWN VALID ASSESSED REPORTS

**744**



### NUMBER OF CHILDREN ASSESSED

**2,519**  
TOTAL

**1,029**  
VALID

CHILDREN  
ASSESSED  
PER 1,000  
CHILDREN

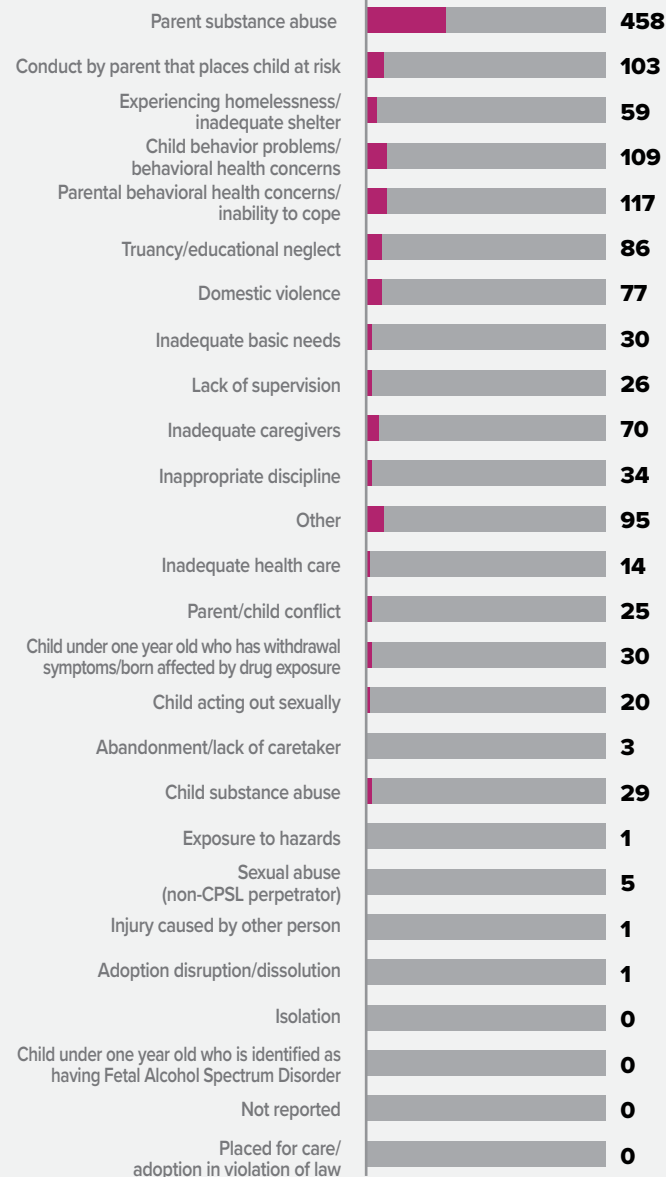
**61.4**  
TOTAL

**25.1**  
VALID

### VALID GPS ALLEGATIONS BY TYPE

**1,393**

TOTAL ALLEGATIONS

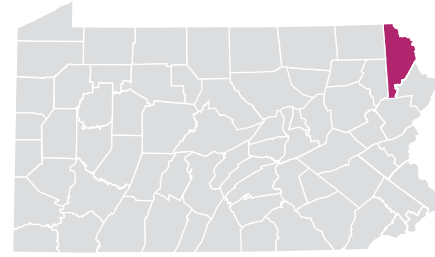


**WASHINGTON COUNTY**

NOTES: A report may have more than one allegation for each report; therefore, the total number of allegations will be greater than the total number of reports. In some reports, more than one child was assessed with valid allegations; therefore, the number of children assessed exceeds the number of valid assessed reports.

# WAYNE COUNTY

**RURAL** // POPULATION • 51,656 / POPULATION UNDER 18 • 8,888



## 2018 REPORTS OF CHILD ABUSE

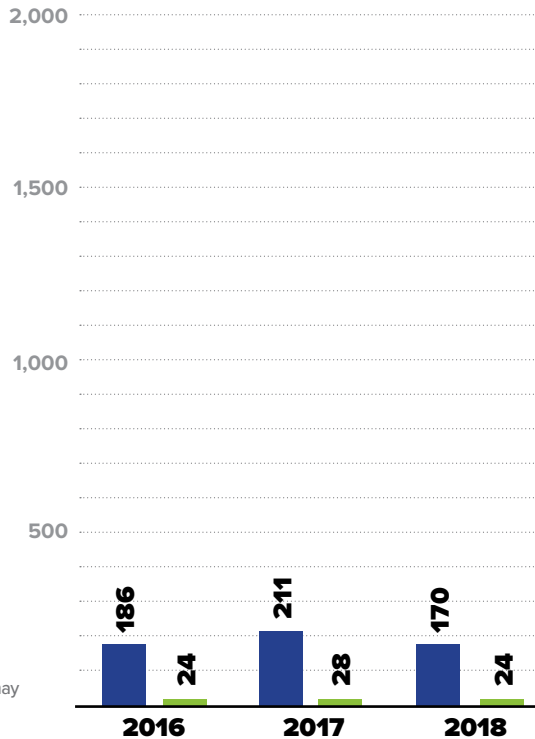
**170**

■ TOTAL REPORTS

**24**

■ SUBSTANTIATED REPORTS

NOTE: CPS and GPS data reported were investigated and substantiated by the county children and youth agency and may vary from statewide data which include both county and regional investigations.



### SUBSTANTIATED REPORTS BY GENDER OF VICTIM



**FEMALE**

**14**

**58.3%**

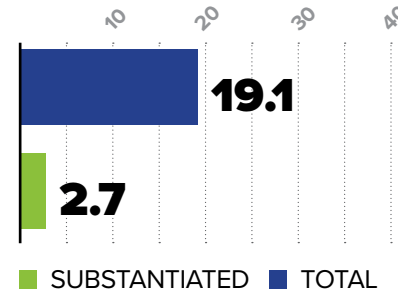


**MALE**

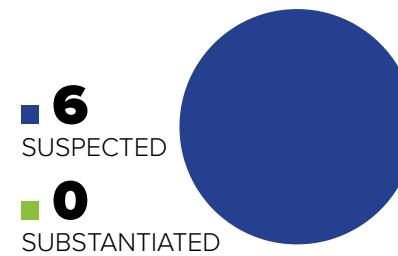
**10**

**41.7%**

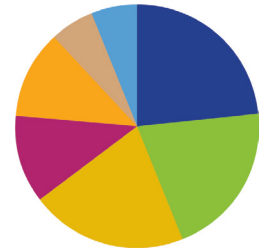
### CHILD ABUSE REPORTS PER 1,000 CHILDREN



### CASES OF REPEAT ABUSE SUBSTANTIATED REPORTS



### TYPES OF ALLEGATIONS SUBSTANTIATED REPORTS



**34** TOTAL ALLEGATIONS

- **8** (23.5%) Sexual abuse
- **7** (20.6%) Serious physical neglect
- **7** (20.6%) Serious mental injury
- **4** (11.8%) Physical abuse/bodily injury
- **4** (11.8%) Reasonable likelihood of bodily injury
- **2** (5.9%) Engaging in per se acts
- **2** (5.9%) Likelihood of sexual abuse/exploitation
- **0** (0.0%) Severe form of trafficking in persons or sex trafficking
- **0** (0.0%) Munchausen Syndrome by proxy/medical abuse

NOTES: A report may have more than one allegation for each report; therefore, the total number of allegations will be greater than the total number of reports.

**\$861,655**

**EXPENDITURES** CHILD ABUSE INVESTIGATIONS AND GENERAL PROTECTIVE SERVICES ASSESSMENTS



NOTE: Expenditures include only state funding.

### 2018 FATALITIES

**0/47** ▶

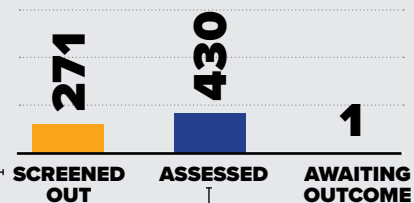
### 2018 NEAR FATALITIES

**0/89** ▶

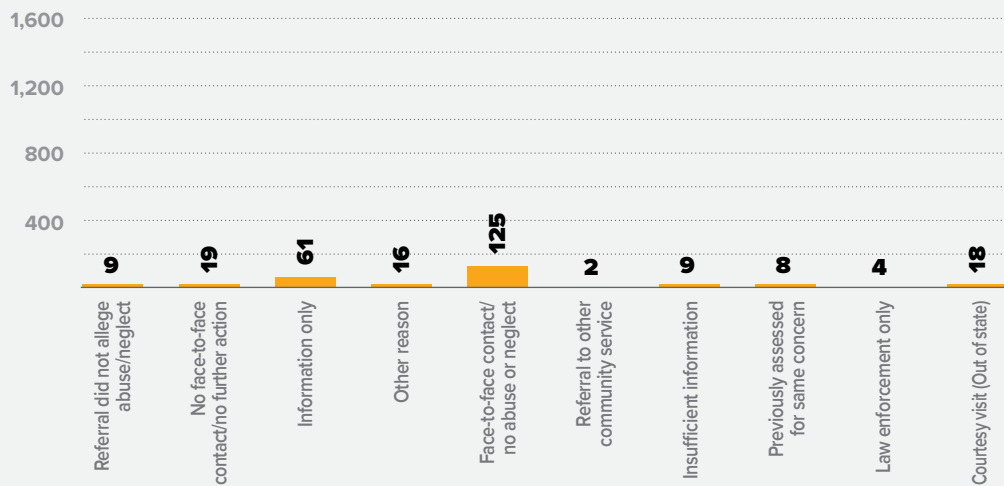
## 2018 REPORTS OF GENERAL PROTECTIVE SERVICES

# 702

TOTAL REPORTS

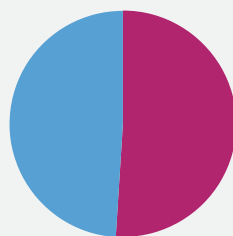


### BREAKDOWN REPORTS SCREENED OUT BY REASON



### BREAKDOWN VALID ASSESSED REPORTS

## 219



■ TOTAL  
■ VALID  
■ INVALID

### NUMBER OF CHILDREN ASSESSED

## 616 TOTAL

## 305 VALID

CHILDREN  
ASSESSED  
PER 1,000  
CHILDREN

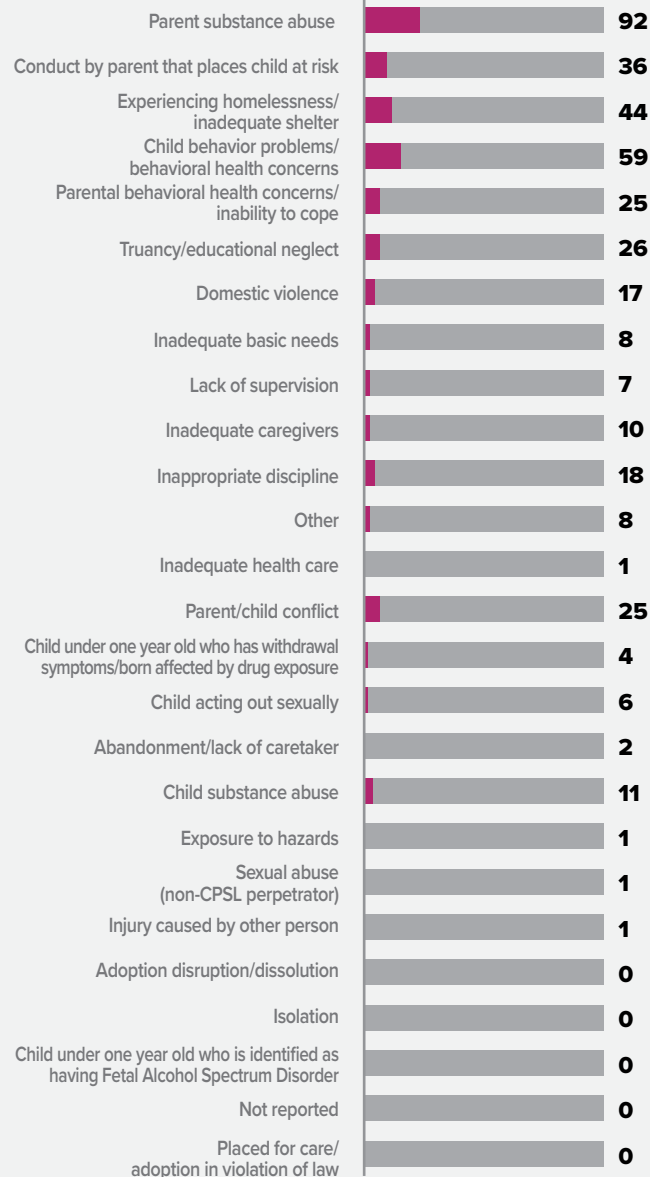
## 69.3 TOTAL

## 34.3 VALID

### VALID GPS ALLEGATIONS BY TYPE

# 402

TOTAL ALLEGATIONS

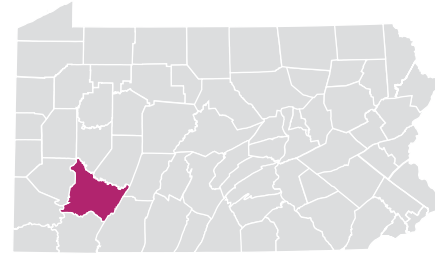


WAYNE COUNTY

NOTES: A report may have more than one allegation for each report; therefore, the total number of allegations will be greater than the total number of reports. In some reports, more than one child was assessed with valid allegations; therefore, the number of children assessed exceeds the number of valid assessed reports.

# WESTMORELAND COUNTY

**URBAN** // POPULATION • 356,835 / POPULATION UNDER 18 • 66,980



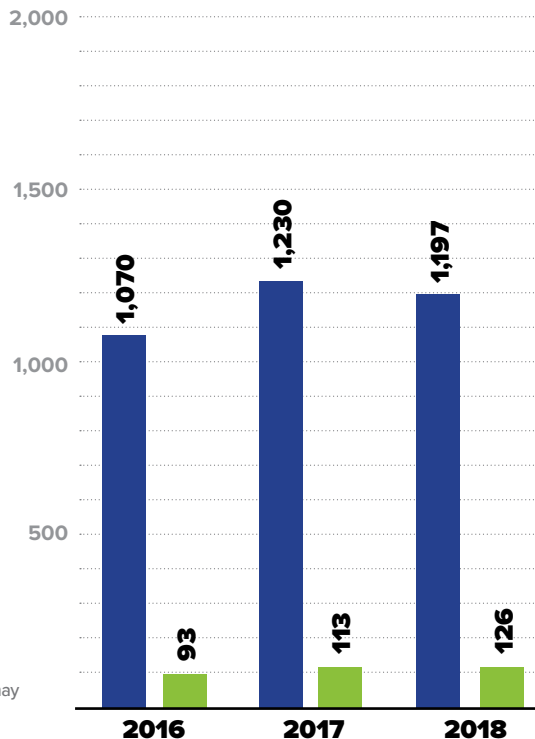
## 2018 REPORTS OF CHILD ABUSE

**1,197**  
TOTAL REPORTS

**126**  
SUBSTANTIATED REPORTS

■ TOTAL REPORTS  
■ SUBSTANTIATED REPORTS

NOTE: CPS and GPS data reported were investigated and substantiated by the county children and youth agency and may vary from statewide data which include both county and regional investigations.



### SUBSTANTIATED REPORTS BY GENDER OF VICTIM

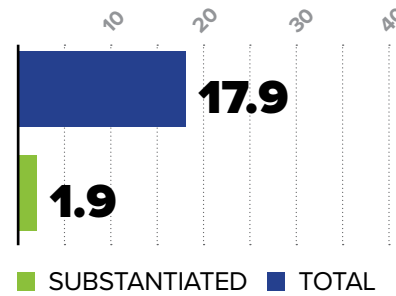


**FEMALE**  
**84**  
**66.7%**

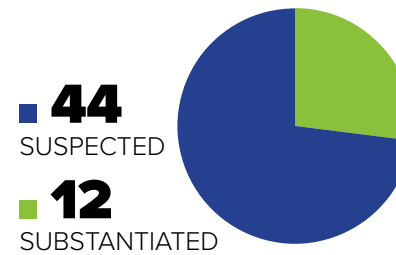


**MALE**  
**42**  
**33.3%**

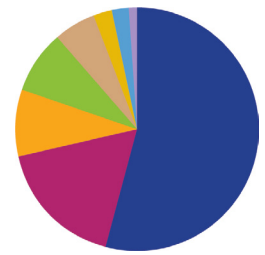
### CHILD ABUSE REPORTS PER 1,000 CHILDREN



### CASES OF REPEAT ABUSE SUBSTANTIATED REPORTS



### TYPES OF ALLEGATIONS SUBSTANTIATED REPORTS




**230** TOTAL ALLEGATIONS

- **125** (54.3%) Sexual abuse
- **40** (17.4%) Physical abuse/bodily injury
- **20** (8.7%) Reasonable likelihood of bodily injury
- **19** (8.3%) Serious physical neglect
- **13** (5.7%) Engaging in per se acts
- **6** (2.6%) Serious mental injury
- **5** (2.2%) Likelihood of sexual abuse/exploitation
- **2** (0.9%) Severe form of trafficking in persons or sex trafficking
- **0** (0.0%) Munchausen Syndrome by proxy/medical abuse

NOTES: A report may have more than one allegation for each report; therefore, the total number of allegations will be greater than the total number of reports.

**\$7,622,990**

**EXPENDITURES** CHILD ABUSE INVESTIGATIONS AND GENERAL PROTECTIVE SERVICES ASSESSMENTS



### 2018 FATALITIES

**0/47** ▶

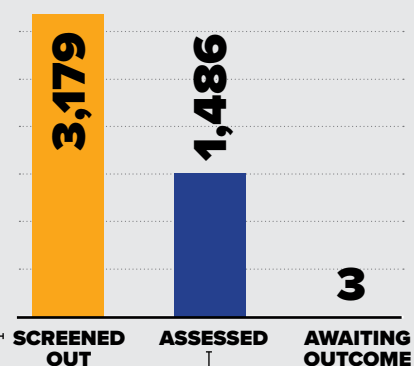
### 2018 NEAR FATALITIES

**1/89** ▶

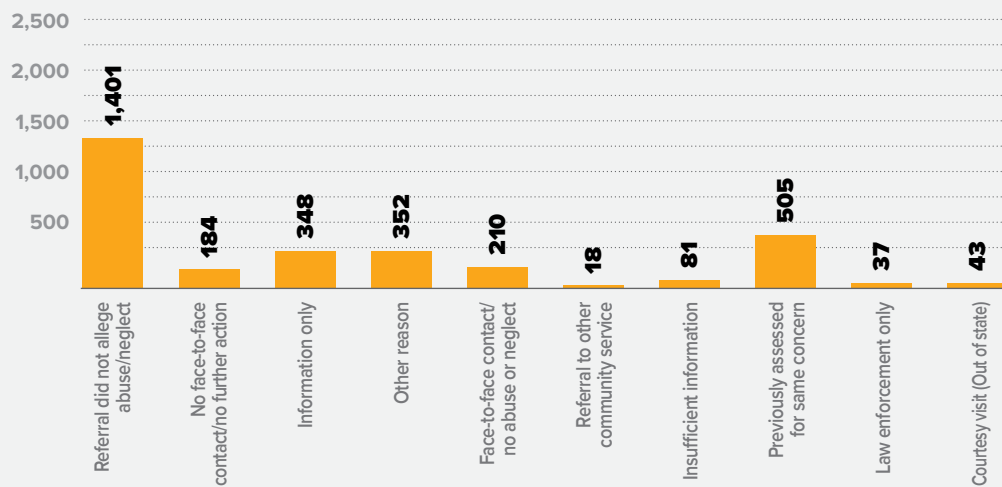
NOTE: Expenditures include only state funding.

## 2018 REPORTS OF GENERAL PROTECTIVE SERVICES

**4,668**  
TOTAL REPORTS

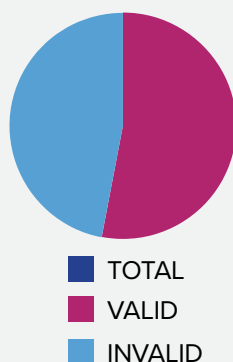


### BREAKDOWN REPORTS SCREENED OUT BY REASON



### BREAKDOWN VALID ASSESSED REPORTS

**788**



### NUMBER OF CHILDREN ASSESSED

**2,341**  
TOTAL

**1,161**  
VALID

CHILDREN  
ASSESSED  
PER 1,000  
CHILDREN

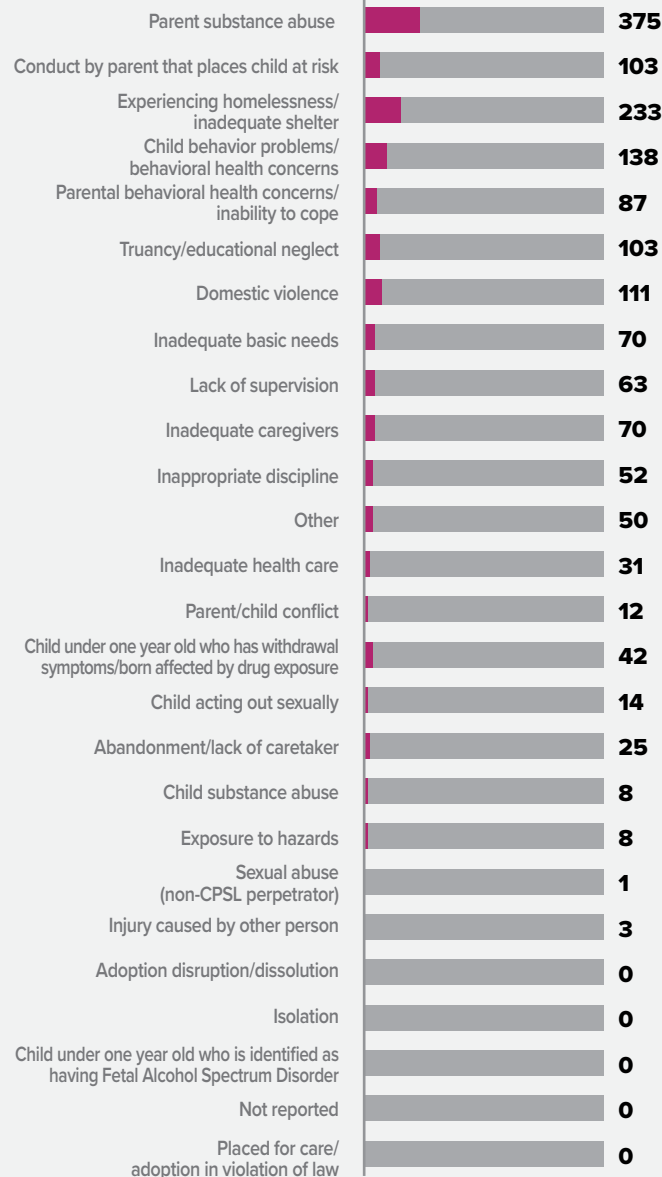
**35.0**  
TOTAL

**17.3**  
VALID

### VALID GPS ALLEGATIONS BY TYPE

**1,599**

TOTAL ALLEGATIONS



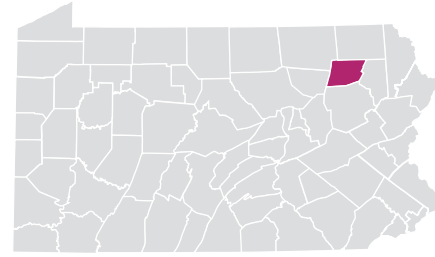
**WESTMORELAND COUNTY**

NOTES: A report may have more than one allegation for each report; therefore, the total number of allegations will be greater than the total number of reports. In some reports, more than one child was assessed with valid allegations; therefore, the number of children assessed exceeds the number of valid assessed reports.



# WYOMING COUNTY

**RURAL** // POPULATION • 27,760 / POPULATION UNDER 18 • 5,605



## 2018 REPORTS OF CHILD ABUSE


**82**

■ TOTAL REPORTS

**14**

■ SUBSTANTIATED REPORTS

NOTE: CPS and GPS data reported were investigated and substantiated by the county children and youth agency and may vary from statewide data which include both county and regional investigations.



### SUBSTANTIATED REPORTS BY GENDER OF VICTIM



**FEMALE**

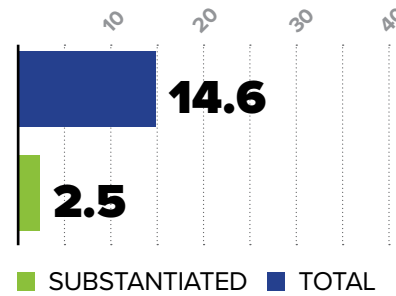
**10**  
71.4%



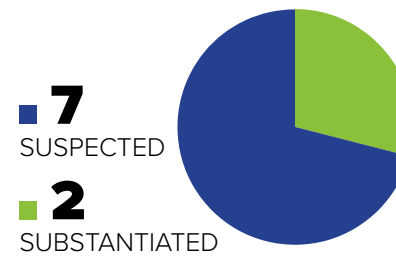
**MALE**

**4**  
28.6%

## CHILD ABUSE REPORTS PER 1,000 CHILDREN



## CASES OF REPEAT ABUSE SUBSTANTIATED REPORTS



## TYPES OF ALLEGATIONS SUBSTANTIATED REPORTS



**25** TOTAL ALLEGATIONS

- **9** (36.0%) Sexual abuse
- **9** (36.0%) Physical abuse/bodily injury
- **4** (16.0%) Serious physical neglect
- **3** (12.0%) Reasonable likelihood of bodily injury
- **0** (0.0%) Engaging in per se acts
- **0** (0.0%) Likelihood of sexual abuse/exploitation
- **0** (0.0%) Serious mental injury
- **0** (0.0%) Severe form of trafficking in persons or sex trafficking
- **0** (0.0%) Munchausen Syndrome by proxy/medical abuse

NOTES: A report may have more than one allegation for each report; therefore, the total number of allegations will be greater than the total number of reports.

**\$411,955**

**EXPENDITURES** CHILD ABUSE INVESTIGATIONS AND GENERAL PROTECTIVE SERVICES ASSESSMENTS



NOTE: Expenditures include only state funding.

## 2018 FATALITIES

**0/47** ▶

## 2018 NEAR FATALITIES

**0/89** ▶

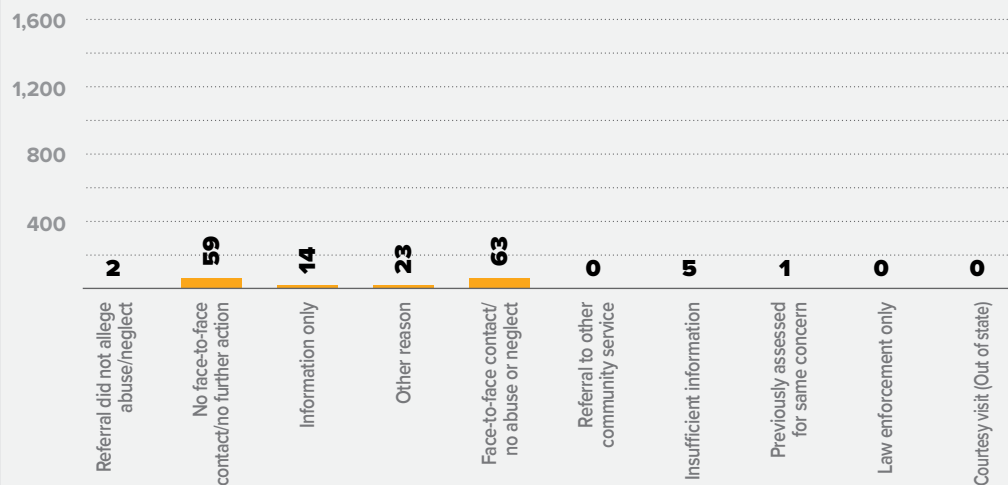
## 2018 REPORTS OF GENERAL PROTECTIVE SERVICES

# 403

TOTAL REPORTS

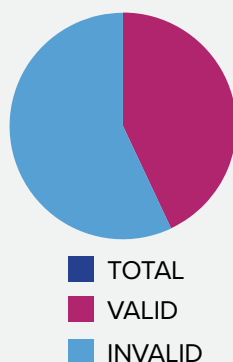


### BREAKDOWN REPORTS SCREENED OUT BY REASON



### BREAKDOWN VALID ASSESSED REPORTS

# 101



### NUMBER OF CHILDREN ASSESSED

# 335 TOTAL

# 131 VALID

CHILDREN  
ASSESSED  
PER 1,000  
CHILDREN

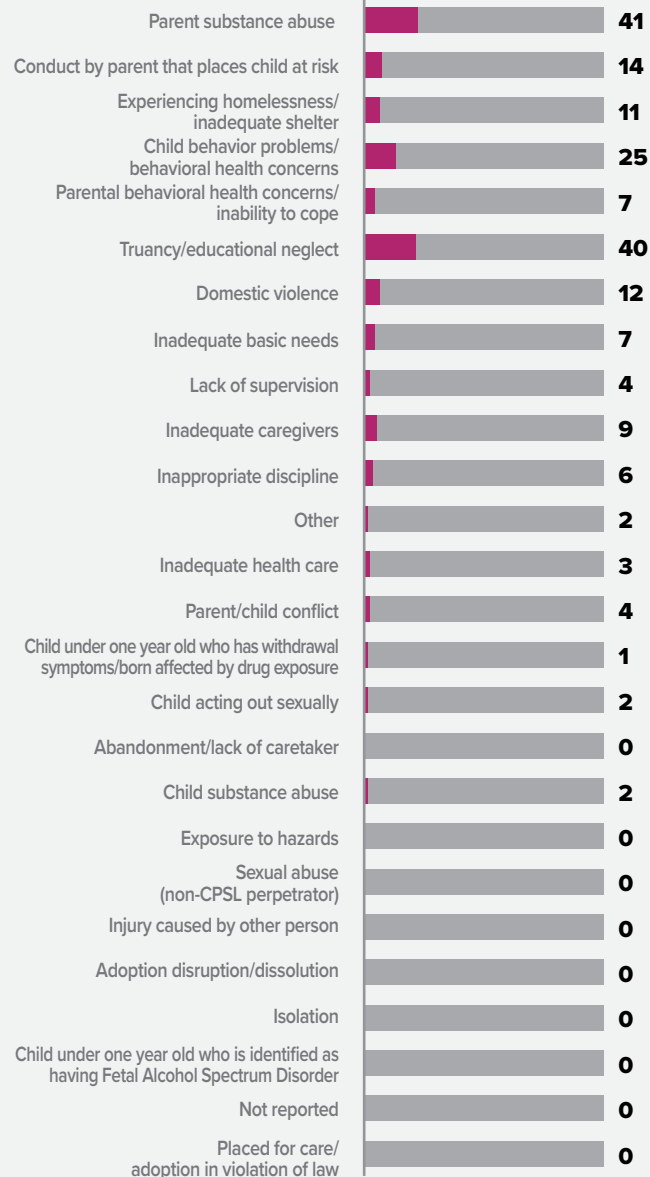
# 59.8 TOTAL

# 23.4 VALID

### VALID GPS ALLEGATIONS BY TYPE

# 190

TOTAL ALLEGATIONS



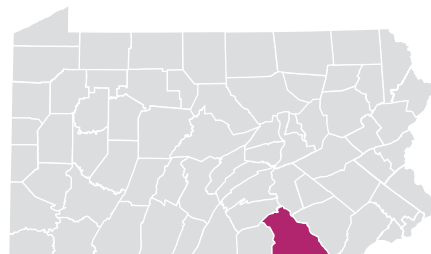
WYOMING COUNTY

NOTES: A report may have more than one allegation for each report; therefore, the total number of allegations will be greater than the total number of reports. In some reports, more than one child was assessed with valid allegations; therefore, the number of children assessed exceeds the number of valid assessed reports.



# YORK COUNTY

**URBAN** // POPULATION • 442,216 / POPULATION UNDER 18 • 98,841



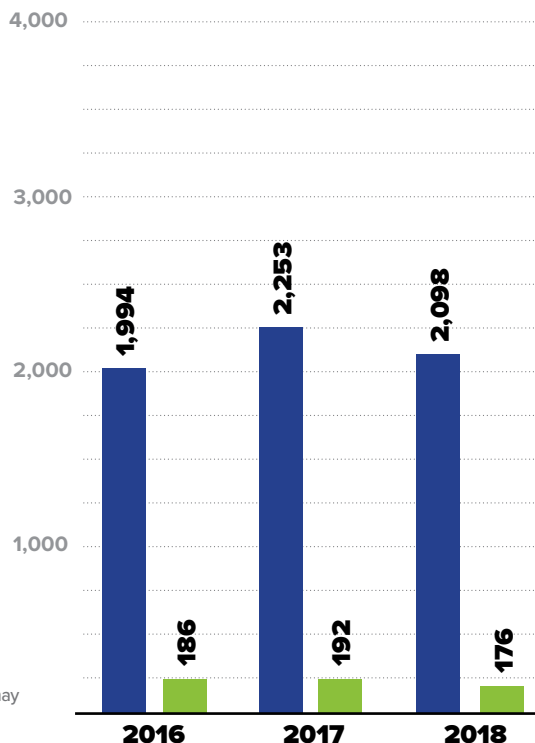
## 2018 REPORTS OF CHILD ABUSE

**2,098**  
TOTAL REPORTS

**176**  
SUBSTANTIATED REPORTS

■ TOTAL REPORTS  
■ SUBSTANTIATED REPORTS

NOTE: CPS and GPS data reported were investigated and substantiated by the county children and youth agency and may vary from statewide data which include both county and regional investigations.



### SUBSTANTIATED REPORTS BY GENDER OF VICTIM

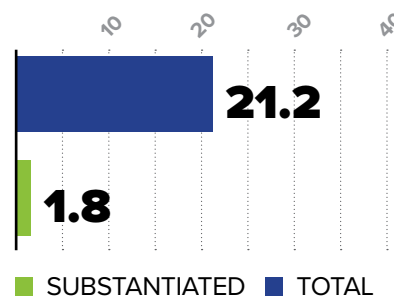


**FEMALE**  
**101**  
57.4%

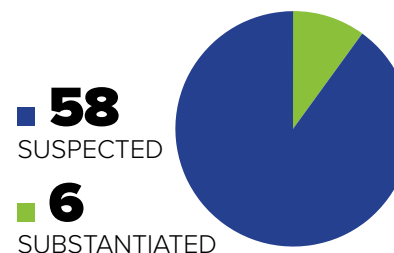


**MALE**  
**75**  
42.6%

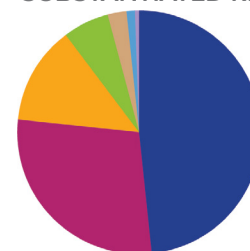
### CHILD ABUSE REPORTS PER 1,000 CHILDREN



### CASES OF REPEAT ABUSE SUBSTANTIATED REPORTS



### TYPES OF ALLEGATIONS SUBSTANTIATED REPORTS




**256** TOTAL ALLEGATIONS

- **124** (48.4%) Sexual abuse
- **73** (28.5%) Physical abuse/bodily injury
- **33** (12.9%) Reasonable likelihood of bodily injury
- **16** (6.3%) Serious physical neglect
- **6** (2.3%) Engaging in per se acts
- **3** (1.2%) Likelihood of sexual abuse/exploitation
- **1** (0.4%) Severe form of trafficking in persons or sex trafficking
- **0** (0.0%) Serious mental injury
- **0** (0.0%) Munchausen Syndrome by proxy/medical abuse

NOTES: A report may have more than one allegation for each report; therefore, the total number of allegations will be greater than the total number of reports.

**\$5,182,977**

**EXPENDITURES** CHILD ABUSE INVESTIGATIONS AND GENERAL PROTECTIVE SERVICES ASSESSMENTS



### 2018 FATALITIES

**2/47** ▶ **2** **0**

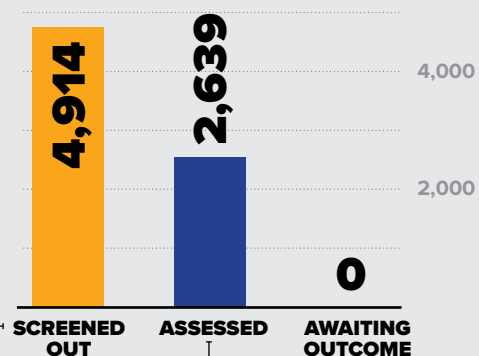
### 2018 NEAR FATALITIES

**2/89** ▶ **2** **0**

NOTE: Expenditures include only state funding.

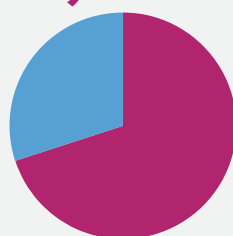
## 2018 REPORTS OF GENERAL PROTECTIVE SERVICES

**7,553**  
TOTAL REPORTS



### BREAKDOWN VALID ASSESSED REPORTS

**1,855**



■ TOTAL  
■ VALID  
■ INVALID

### NUMBER OF CHILDREN ASSESSED

**4,648**  
TOTAL

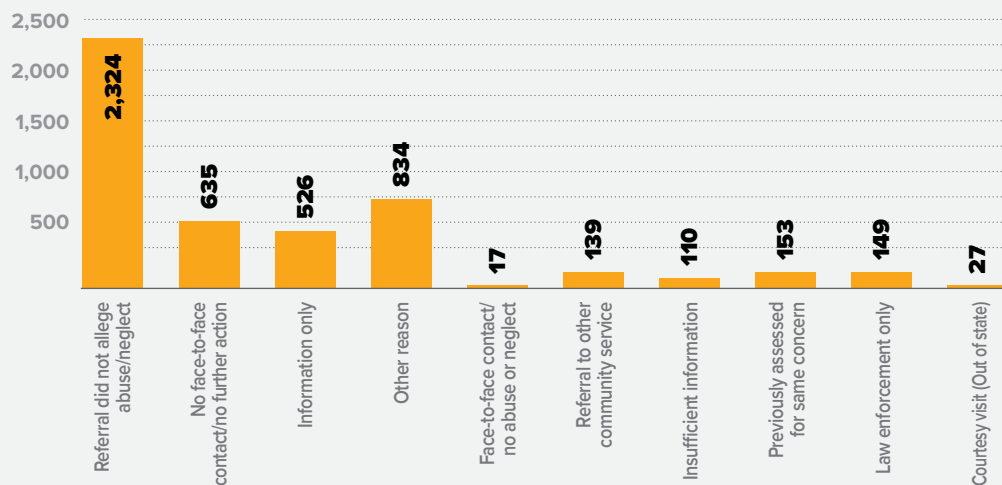
**3,235**  
VALID

CHILDREN  
ASSESSED  
PER 1,000  
CHILDREN

**47.0**  
TOTAL

**32.7**  
VALID

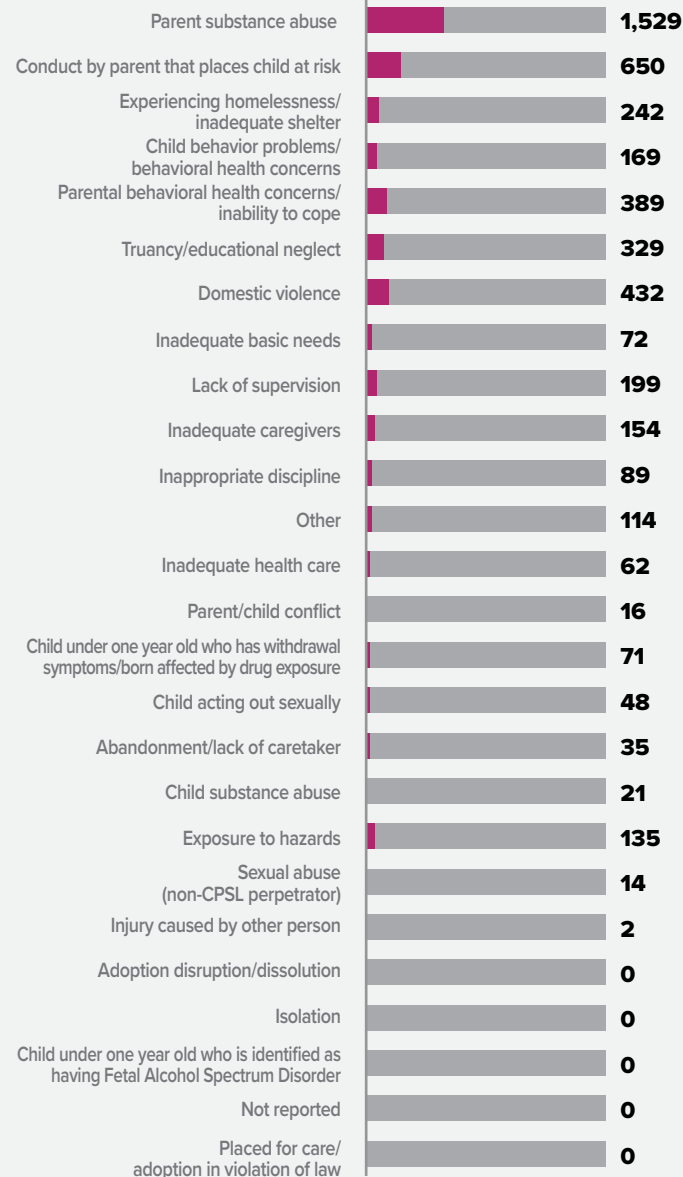
### BREAKDOWN REPORTS SCREENED OUT BY REASON



### VALID GPS ALLEGATIONS BY TYPE

**4,772**

TOTAL ALLEGATIONS



**YORK COUNTY**

NOTES: A report may have more than one allegation for each report; therefore, the total number of allegations will be greater than the total number of reports. In some reports, more than one child was assessed with valid allegations; therefore, the number of children assessed exceeds the number of valid assessed reports.



TO REPORT  
SUSPECTED CHILD ABUSE,  
CALL CHILDLINE AT  
**1 · 800 · 932 · 0313**  
**TDD // 1 · 866 · 872 · 1677**

[www.KeepKidsSafe.pa.gov](http://www.KeepKidsSafe.pa.gov)

