

Pennsylvania Animal Rabies Quick Facts

June 2017

Bureau of Epidemiology
Infectious Disease Epidemiology

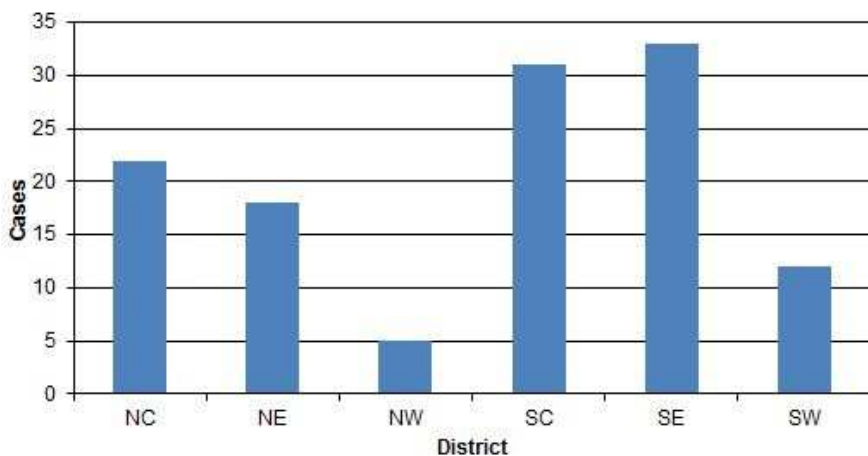
June 2017 Animal Rabies Cases

There were 32 animal rabies cases reported in Pennsylvania in June 2017.

DATE	COUNTY	ANIMAL	DATE	COUNTY	ANIMAL
06/01/17	TIOGA	FOX	06/20/17	CHESTER	RACCOON
06/01/17	CRAWFORD	RACCOON	06/20/17	COLUMBIA	SKUNK
06/02/17	FAYETTE	RACCOON	06/22/17	CENTRE	RACCOON
06/03/17	UNION	CAT	06/23/17	GREENE	CAT
06/06/17	CENTRE	FOX	06/26/17	SNYDER	RED FOX
06/06/17	ALLEGHENY	BAT	06/27/17	ALLEGHENY	RACCOON
06/08/17	WESTMORELAND	GROUNDHOG	06/27/17	PIKE	RACCOON
06/12/17	SUSQUEHANNA	GROUNDHOG	06/27/17	ADAMS	RACCOON
06/12/17	BERKS	RACCOON	06/28/17	CENTRE	BAT
06/12/17	LEBANON	CAT	06/28/17	MONTGOMERY	RACCOON
06/14/17	FULTON	SKUNK	06/28/17	FRANKLIN	FOX
06/14/17	ALLEGHENY	RACCOON	06/29/17	BERKS	CAT
06/14/17	BUCKS	RACCOON	06/30/17	ARMSTRONG	RACCOON
06/15/17	CHESTER	RACCOON	06/30/17	CENTRE	RACCOON
06/19/17	PHILADELPHIA	BAT	06/30/17	LANCASTER	RACCOON
06/20/17	ALLEGHENY	BAT	06/30/17	CHESTER	BAT

District Distribution

The Southeastern District of the state reported the most rabies cases in June 2017. The Southeastern District commonly reports the high numbers of animal rabies cases in Pennsylvania.



Animal Rabies Cases by

District - 2017

NC — 30 (19.6%)

NE — 20 (13.1%)

NW — 6 (3.9%)

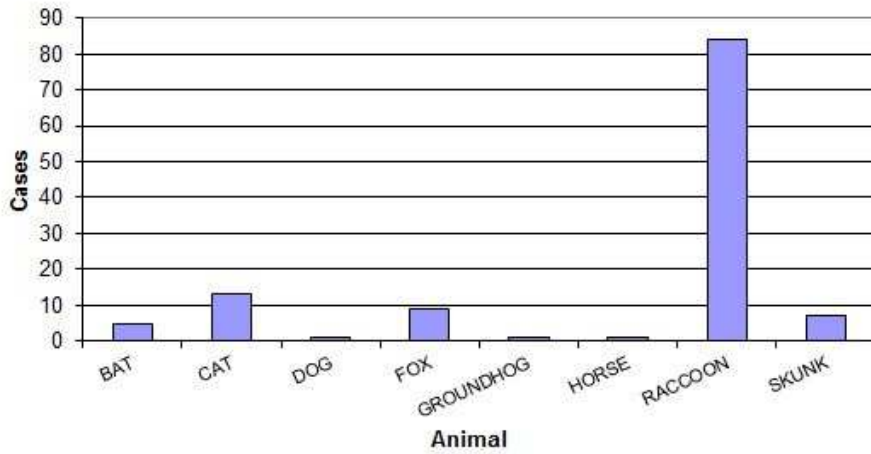
SC — 35 (22.9%)

SE — 42 (27.5%)

SW — 20 (13.1%)

Animal Distribution Cumulative June 2017

Raccoons are the most commonly reported rabid animal in Pennsylvania in 2017.

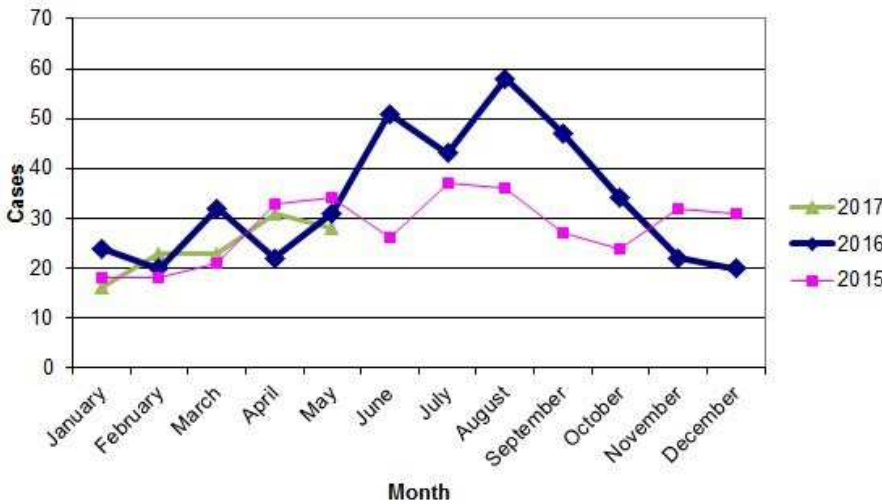


Animal Rabies Cases by Animal - 2017

- Bat — 10
- Cat — 17
- Dog — 1
- Fox — 13
- Groundhog — 3
- Horse — 1
- Raccoon — 100
- Skunk — 9

Monthly Distribution 2015-2017

The number of animal rabies cases reported in June 2017 is similar to that reported in June of the past two years.

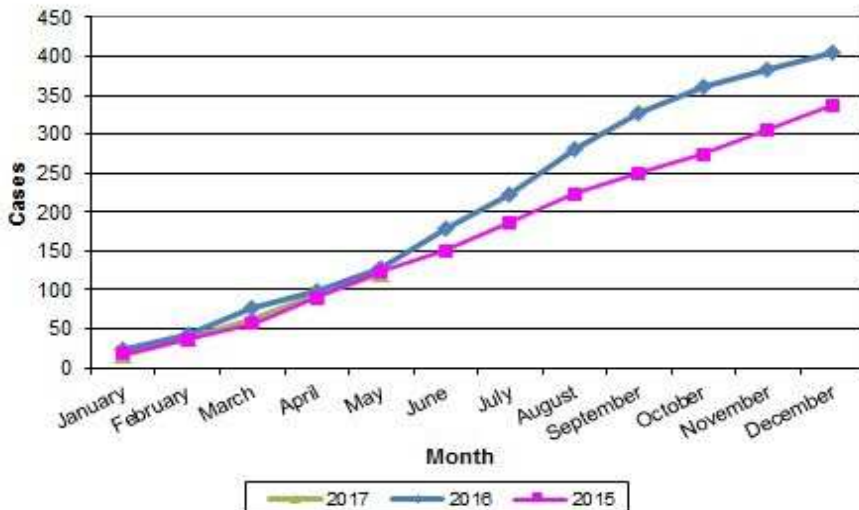


Animal Rabies Cases by Month - 2017

- January — 16
- February — 23
- March — 23
- April — 32
- May — 28
- June — 32

Three Year Trend 2015-2017

The number of rabies cases reported through June 2017 is average for animal rabies cases reported through June of prior years.

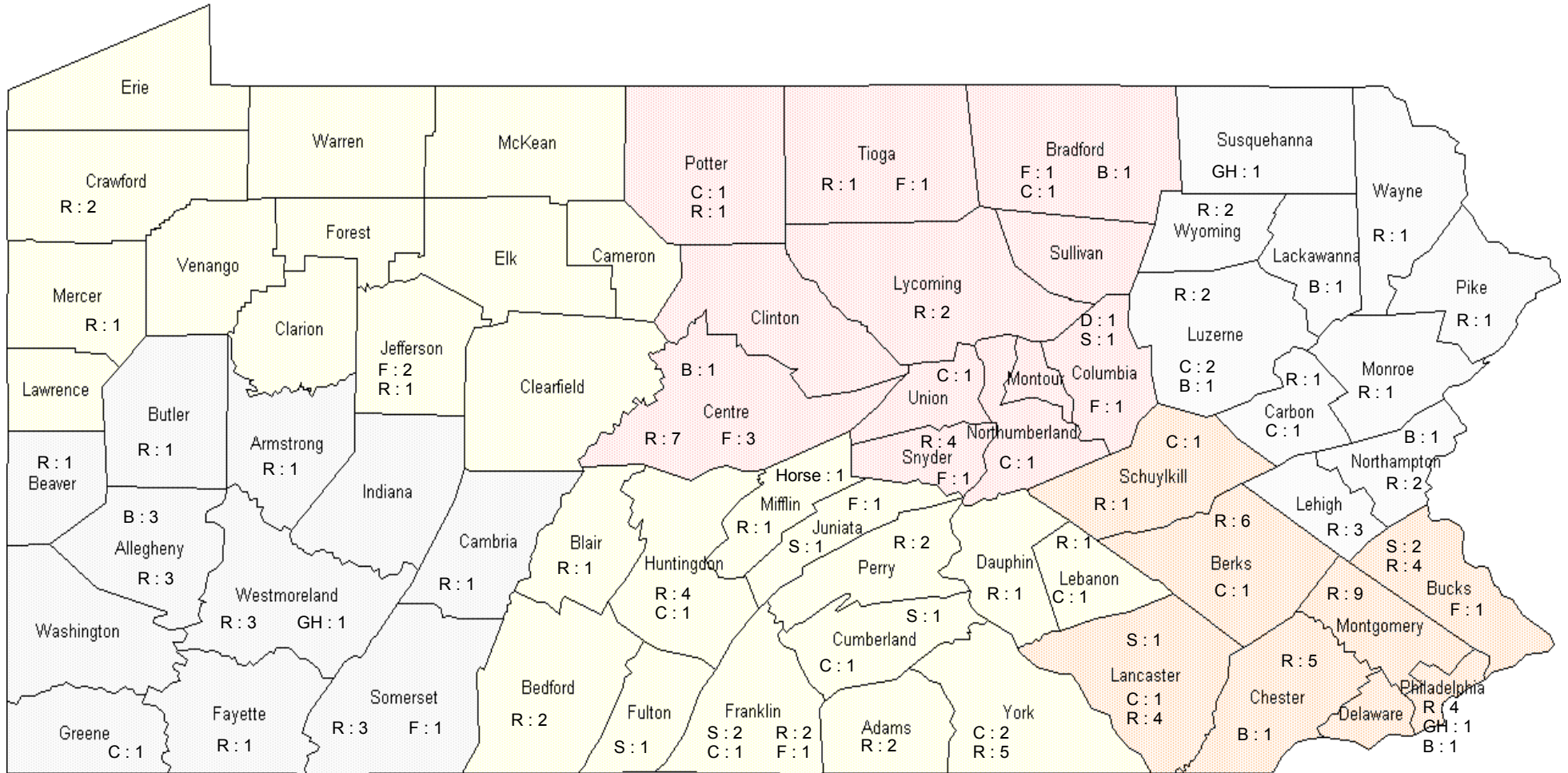


Animal Rabies Cases Cumulative Totals - 2015-2017

- June 2017 — 154
- June 2016 — 180
- June 2015 — 150

Animal Rabies Cases by County

June 2017



R = Raccoon B = Bat F = Fox D = Dog
 C = Cat S = Skunk GH = Groundhog