



**US #2 Yellow Corn - dollars/bushel**

	Cash Bids	Chg	Basis	Avg:
Iowa-Eastern:	3.5925 - 3.8425	↑	-43N to -18N	-30.50
Iowa-Western:	3.5425 - 3.8125	↑	-48N to -21N	-34.50
Illinois:	3.7225 - 4.0425	↑	-30N to 2N	-14.00
Indiana:	3.9825 - 4.1225	↑	-4N to 10N	3.00
Ohio:	3.9825 - 4.1025	↑	-4N to 8N	2.00
Michigan:	3.7225 - 4.0525	↑	-30N to 3N	-13.50
Kansas:	3.8925 - 4.3725	↑	-13N to 35N	11.00
Minnesota:	3.4225 - 3.6025	↑	-60N to -42N	-51.00
Nebraska:	3.4925 - 3.9225	↑	-53N to -10N	-31.50
Wisconsin:	3.5225 - 3.7025	↑	-50N to -32N	-41.00
South Dakota:	3.5225 - 3.6625	↑	-50N to -36N	-43.00
Missouri:	3.7725 - 3.9225	↑	-25N to -10N	-17.50

**Distillers Grain - dollars/ton**

	Dried 10%	Chg	Avg:	Modified 50-55%	Chg	Avg:	Wet 65-70%	Chg	Avg:
Iowa-Eastern:	175.00 - 180.00	⇒	177.50	80.00	⇒	80.00	NA	NA	NA
Iowa-Western:	160.00 - 197.00	⇒	178.50	60.00 - 80.00	⇒	70.00	48.00 - 65.00	⇒	56.50
Illinois:	180.00 - 182.00	⇒	181.00	NA	NA	NA	65.00	⇒	65.00
Indiana:	172.00 - 183.00	⇒	177.50	82.00	⇒	82.00	NA	NA	NA
Ohio:	172.00 - 186.00	⇒	179.00	NA	NA	NA	NA	NA	NA
Michigan:	170.00 - 176.00	⇒	173.00	66.00 - 75.00	⇒	70.50	NA	NA	NA
Kansas:	165.00 - 180.00	⇒	172.50	NA	NA	NA	60.00 - 65.00	⇒	62.50
Minnesota:	170.00 - 175.00	⇒	172.50	75.00	⇒	75.00	48.00	⇒	48.00
Nebraska:	160.00 - 170.00	⇒	165.00	65.00 - 91.00	⇒	78.00	50.00 - 53.00	⇒	51.50
Wisconsin:	165.00 - 175.00	⇒	170.00	75.00 - 93.00	⇒	84.00	57.00	⇒	57.00
South Dakota:	161.00 - 175.00	⇒	168.00	71.00 - 80.00	⇒	75.50	56.00	⇒	56.00
Missouri:	175.00 - 185.00	⇒	180.00	90.00	⇒	90.00	55.00 - 56.00	⇒	55.50

**Sorghum - dollars/bushel**

	Cash Bids	Chg	Basis	Avg:
Kansas:	3.7725 - 4.1225	↑	-25N to 10N	-7.50
Missouri:	NA	NA	NA	NA

**Corn Oil - cents/pound**

W/E 05/11/18	Range	Chg:	Avg:
Iowa:	22.75 - 25.00	↓	23.88
Eastern Cornbelt:	22.75 - 25.00	↓	23.88
Nebraska:	23.00 - 25.00	↓	24.00
South Dakota:	21.50 - 23.50	↑	22.50

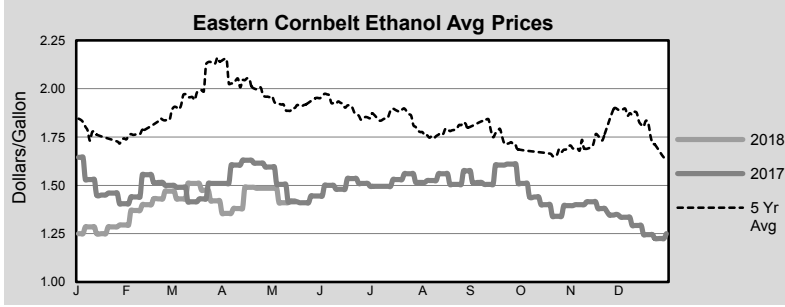
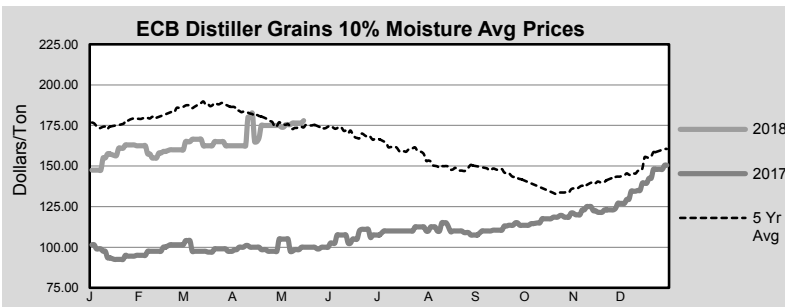
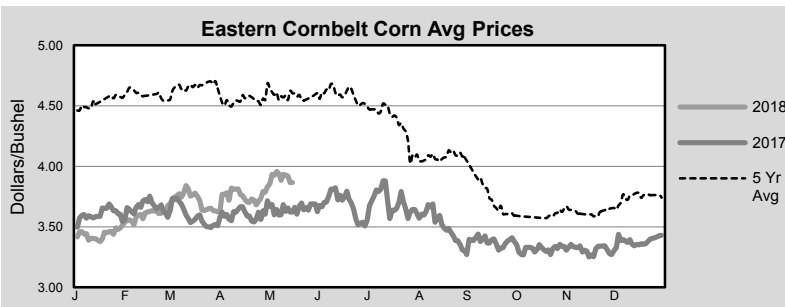
**Ethanol - dollars/gallon**

W/E 05/11/18	Range	Chg:	Avg:
Iowa:	1.28 - 1.47	↓	1.38
Eastern Cornbelt:	1.40 - 1.44	↑	1.42
Kansas:	1.28 - 1.37	↓	1.33
Minnesota:	1.28 - 1.51	—	1.40
Nebraska:	1.28 - 1.40	↓	1.34
Wisconsin:	NA	NA	NA
South Dakota:	1.46 - 1.46	↑	1.46

**Daily Nearby Futures**

	Today	Yesterday	Last year
<b>CME group</b>			
Corn (\$/bu)	4.0325	4.0225	3.7150
Ethanol (\$/gal)	1.4850	1.4910	1.4560
<b>NYMEX:</b>			
RBOB Gasoline (\$/gal)	2.2038	2.2048	1.6027
Natural Gas (mmBtu)	2.8200	2.8360	3.1920

**Daily Market Review**



**BIO-ENERGY REPORT NOTES**

Yellow corn : US #2 spot bids at ethanol plants reported as \$/per bushel  
 Distiller grains: Spot bids FOB the ethanol plant reported as \$/per ton. Protein content 28-30% for most distiller grains on a dry matter basis.  
 Ethanol: Spot bids FOB the ethanol plant reported as \$/gallon.  
 Distiller corn oil: Spot bids FOB the ethanol plant reported as ¢/lb. Distiller corn oil is intended for animal feed or biofuel and is not Generally Regarded As Safe (GRAS) for human consumption. It may also be referred to as inedible crude corn oil or crude corn oil.

Chicago Board of Trade month symbols: F January, G February, H March, J April, K May, M June, N July, Q August, U September, V October, X November, Z December