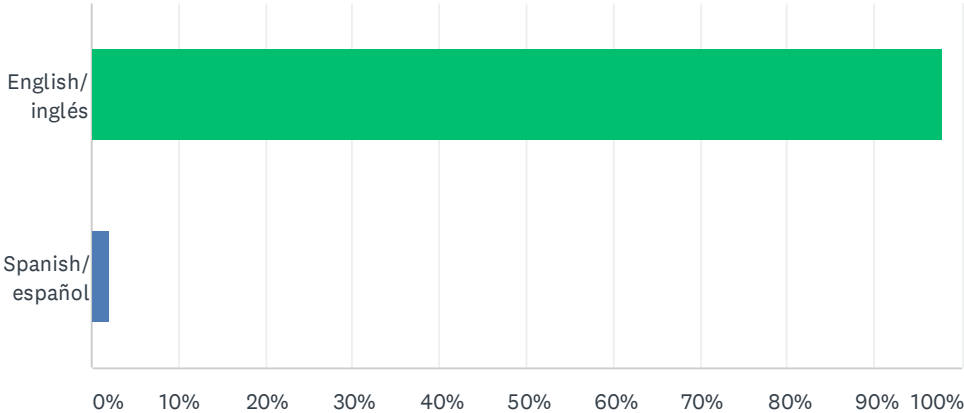


Q1 Would you like to take the survey in English or Spanish? / ¿Le gustaría realizar la encuesta en inglés o en español?

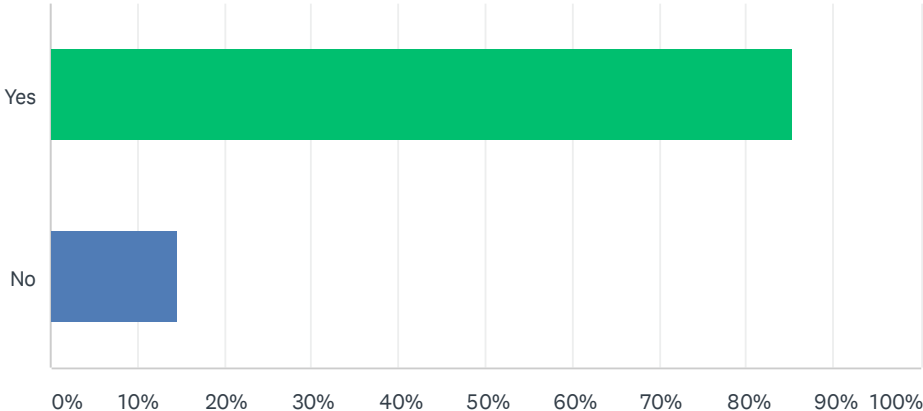
Answered: 1,686 Skipped: 2



| ANSWER CHOICES | RESPONSES | |
|------------------|-----------|-------|
| English/ inglés | 97.81% | 1,649 |
| Spanish/ español | 2.19% | 37 |
| TOTAL | | 1,686 |

Q2 Are you a parent of a student that is between 12 and 18 years old?

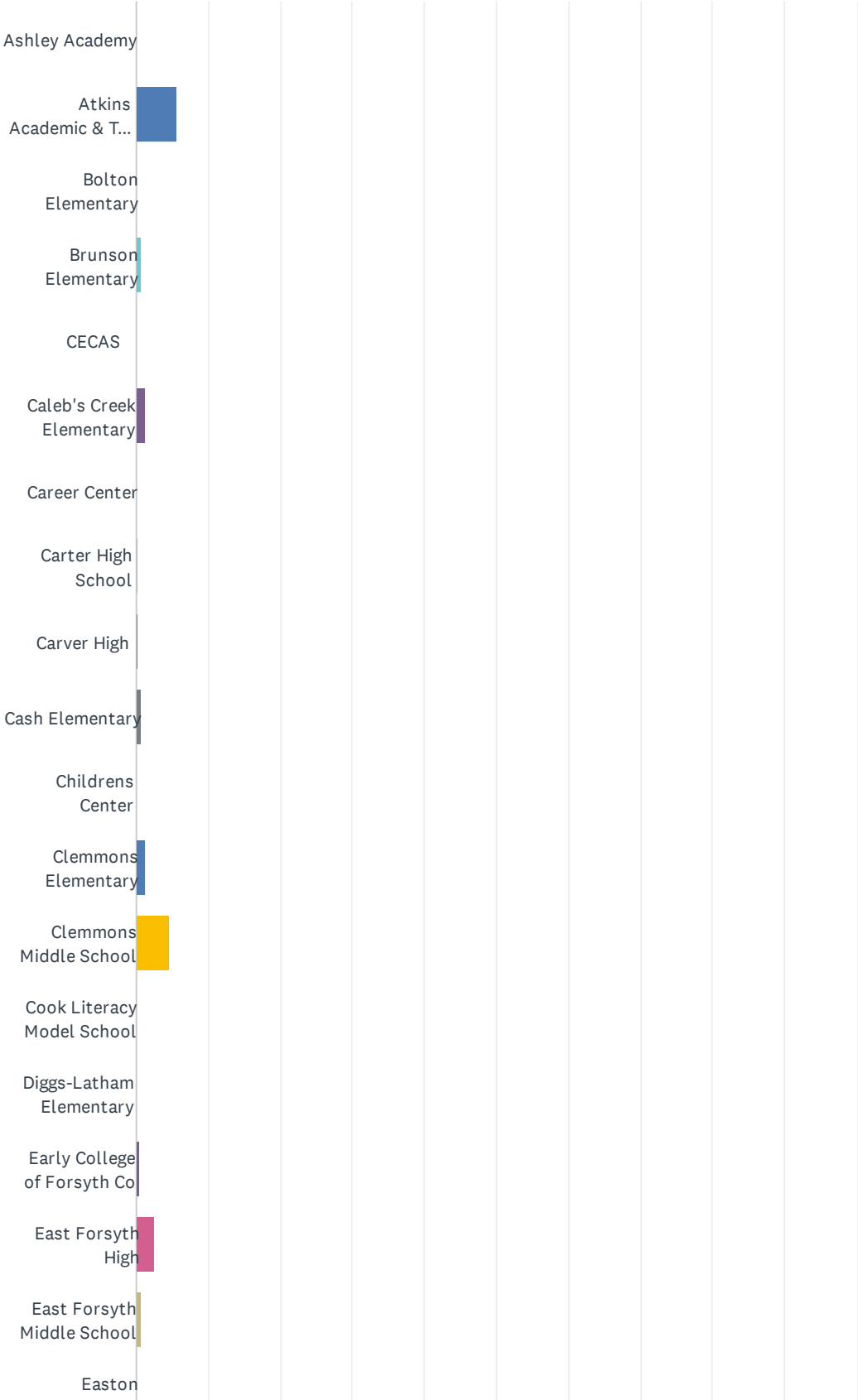
Answered: 1,500 Skipped: 188



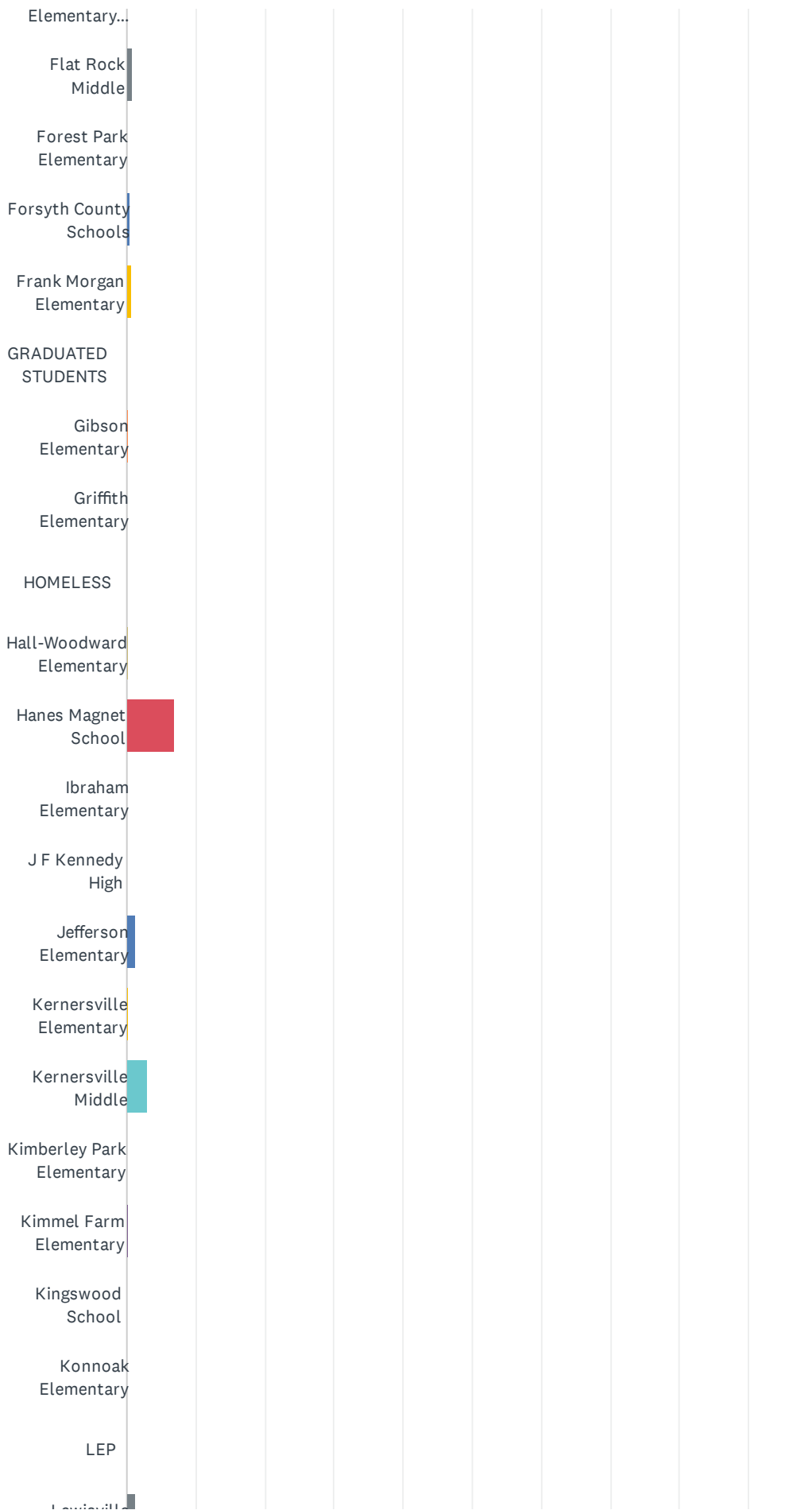
| ANSWER CHOICES | RESPONSES | |
|----------------|-----------|-------|
| Yes | 85.33% | 1,280 |
| No | 14.67% | 220 |
| TOTAL | | 1,500 |

Q3 What school does your child attend?

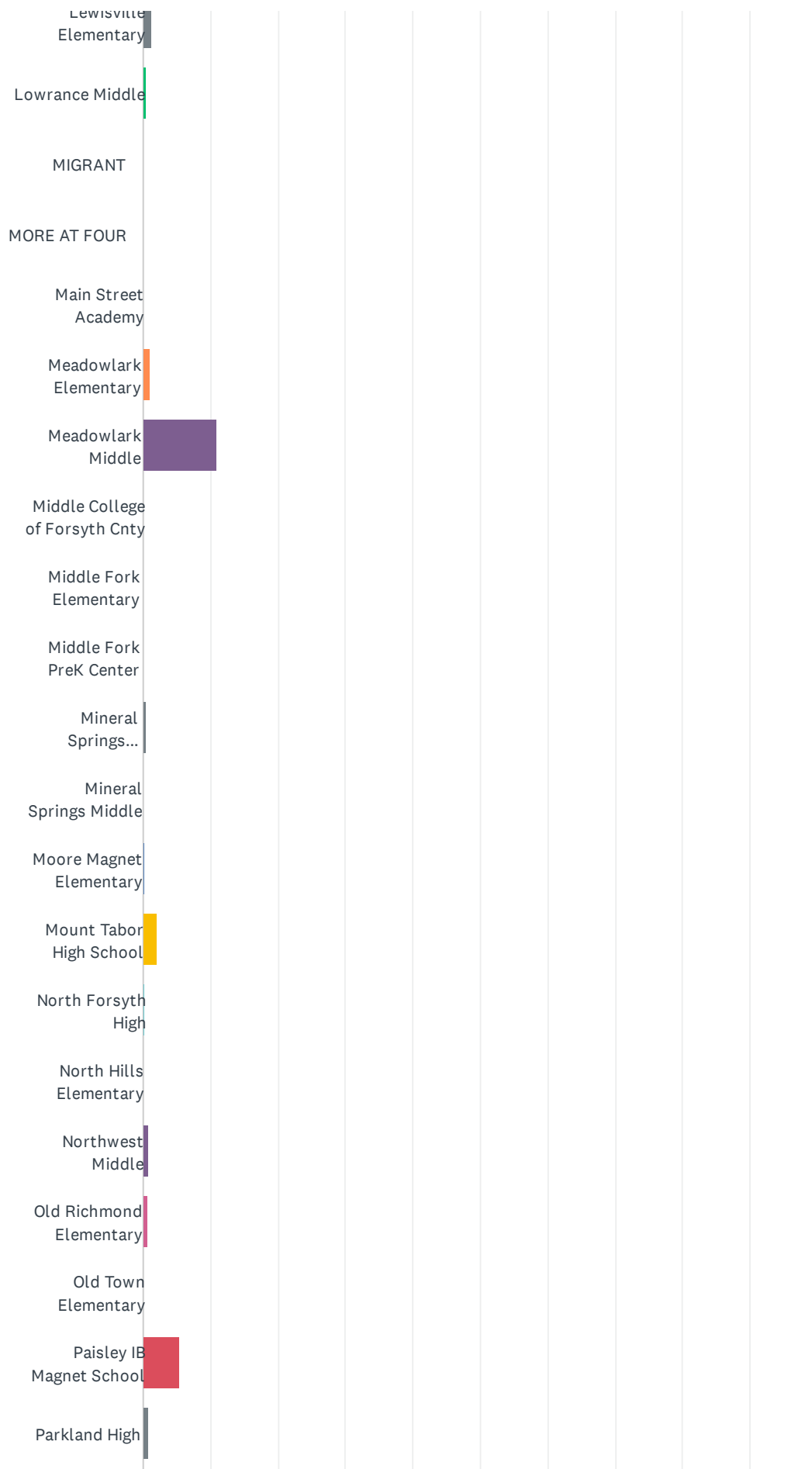
Answered: 1,496 Skipped: 192



Forsyth County Health Department COVID-19 Vaccination Survey

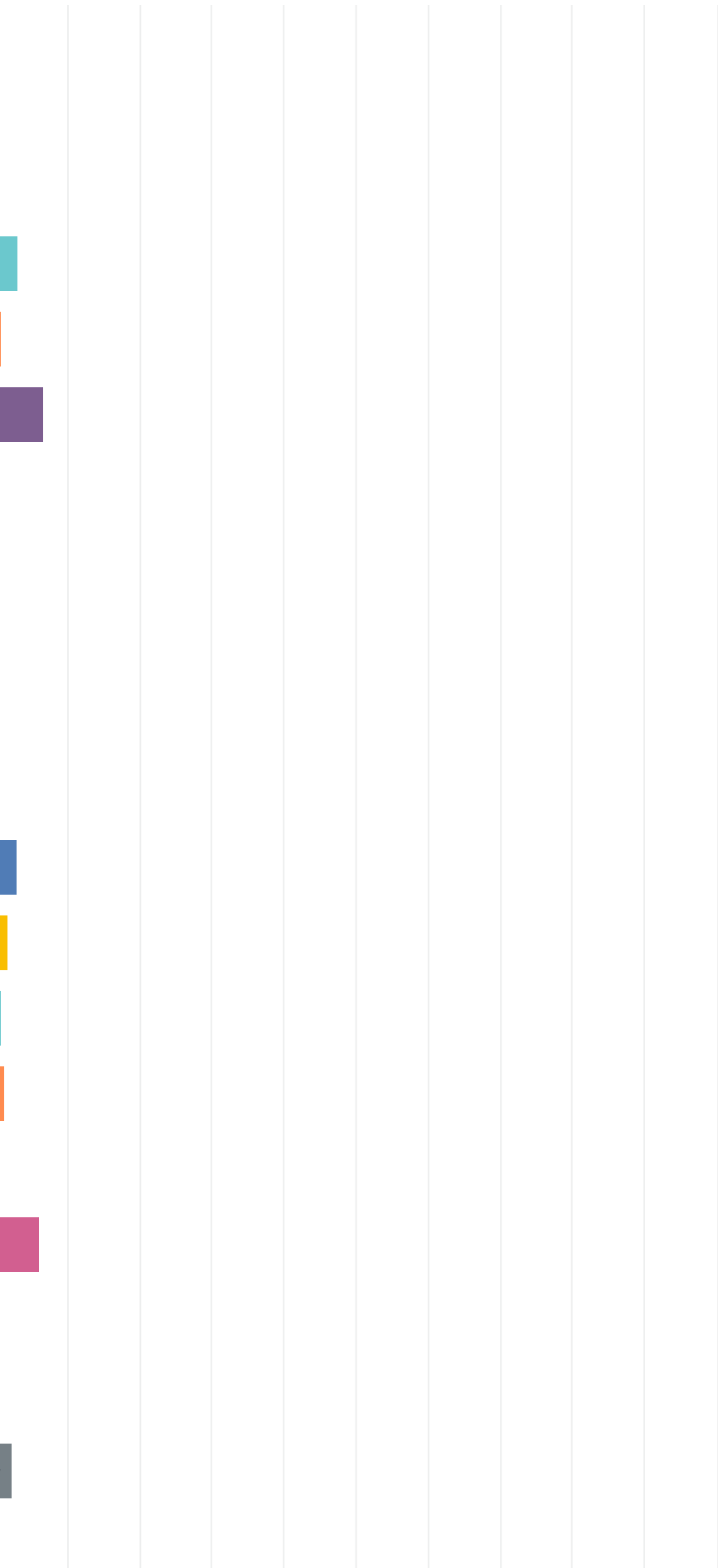


Forsyth County Health Department COVID-19 Vaccination Survey

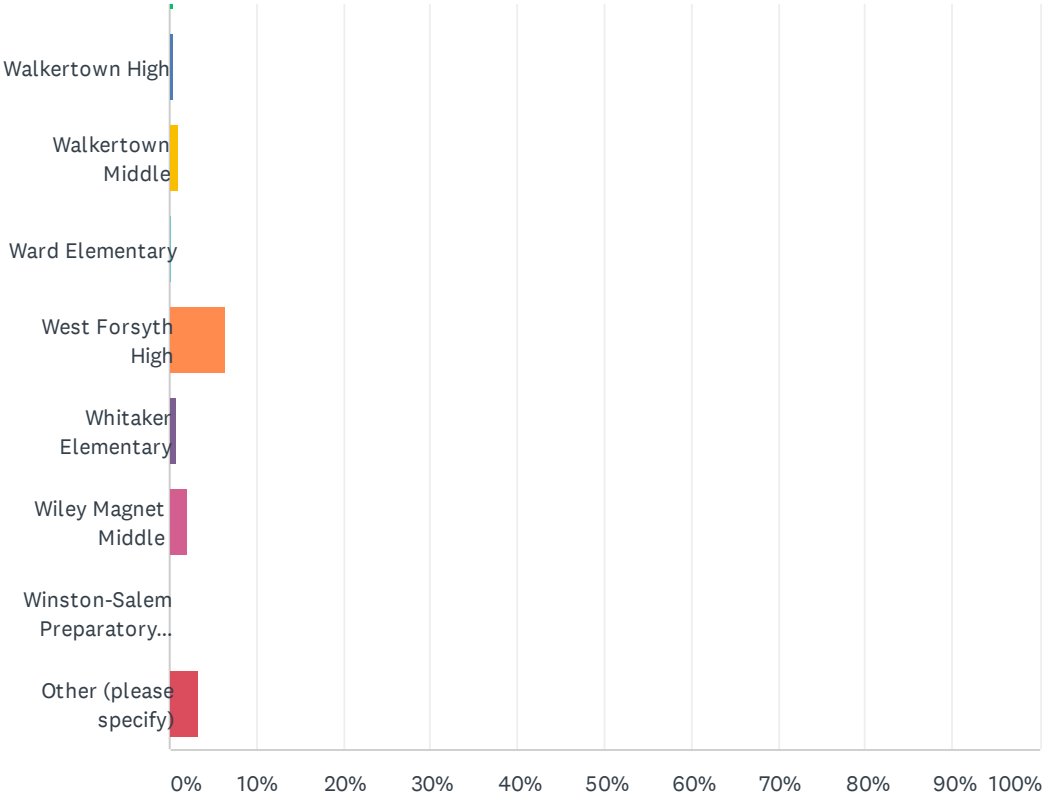


Forsyth County Health Department COVID-19 Vaccination Survey

Petree Elementary
Philo-Hill Magnet Academy
Piney Grove Elementary
R J Reynolds High
Robert B Glenn High School
Ronald W Reagan High...
Rural Hall Elementary
Sedge Garden Elementary
Sherwood Forest...
Smith Farm Elementary
South Fork Elementary
Southeast Middle
Southwest Elementary
Speas Elementary
The Downtown School
The Special Children's...
Thomas Jefferson...
Union Cross Traditional...
Vienna Elementary
Virtual Academy
Walkertown Elementary



Forsyth County Health Department COVID-19 Vaccination Survey



Forsyth County Health Department COVID-19 Vaccination Survey

| ANSWER CHOICES | RESPONSES | |
|-----------------------------|-----------|-----|
| Ashley Academy | 0.07% | 1 |
| Atkins Academic & Tech High | 5.55% | 83 |
| Bolton Elementary | 0.07% | 1 |
| Brunson Elementary | 0.53% | 8 |
| CECAS | 0.00% | 0 |
| Caleb's Creek Elementary | 1.20% | 18 |
| Career Center | 0.07% | 1 |
| Carter High School | 0.20% | 3 |
| Carver High | 0.20% | 3 |
| Cash Elementary | 0.53% | 8 |
| Childrens Center | 0.07% | 1 |
| Clemmons Elementary | 1.34% | 20 |
| Clemmons Middle School | 4.68% | 70 |
| Cook Literacy Model School | 0.00% | 0 |
| Diggs-Latham Elementary | 0.07% | 1 |
| Early College of Forsyth Co | 0.47% | 7 |
| East Forsyth High | 2.61% | 39 |
| East Forsyth Middle School | 0.67% | 10 |
| Easton Elementary School | 0.00% | 0 |
| Flat Rock Middle | 0.80% | 12 |
| Forest Park Elementary | 0.00% | 0 |
| Forsyth County Schools | 0.33% | 5 |
| Frank Morgan Elementary | 0.53% | 8 |
| GRADUATED STUDENTS | 0.00% | 0 |
| Gibson Elementary | 0.13% | 2 |
| Griffith Elementary | 0.00% | 0 |
| HOMELESS | 0.00% | 0 |
| Hall-Woodward Elementary | 0.13% | 2 |
| Hanes Magnet School | 6.95% | 104 |
| Ibrahim Elementary | 0.00% | 0 |
| J F Kennedy High | 0.07% | 1 |
| Jefferson Elementary | 1.34% | 20 |

Forsyth County Health Department COVID-19 Vaccination Survey

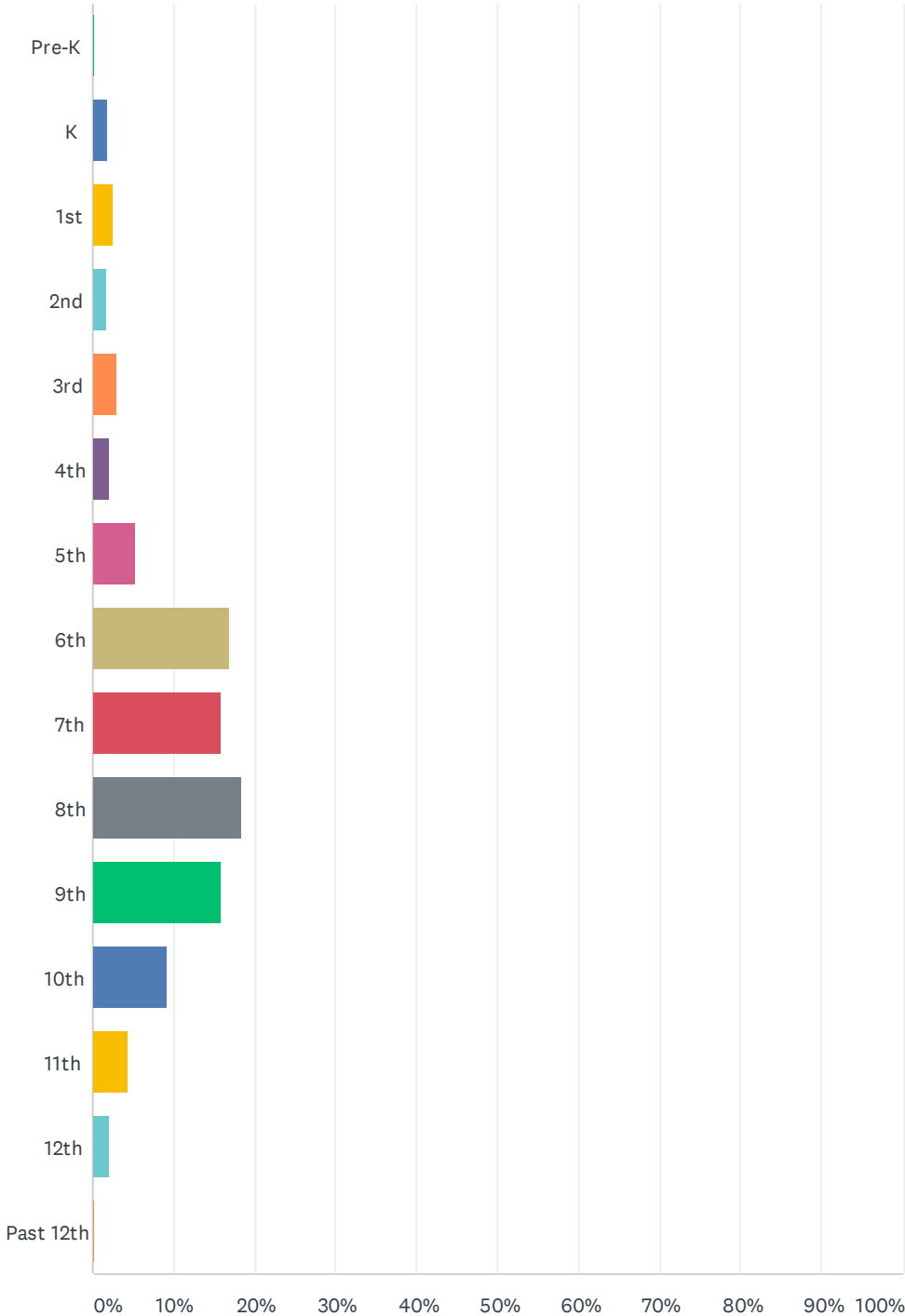
| | | |
|--------------------------------|--------|-----|
| Kernersville Elementary | 0.20% | 3 |
| Kernersville Middle | 3.01% | 45 |
| Kimberley Park Elementary | 0.00% | 0 |
| Kimmel Farm Elementary | 0.13% | 2 |
| Kingswood School | 0.00% | 0 |
| Konnoak Elementary | 0.00% | 0 |
| LEP | 0.00% | 0 |
| Lewisville Elementary | 1.34% | 20 |
| Lowrance Middle | 0.47% | 7 |
| MIGRANT | 0.07% | 1 |
| MORE AT FOUR | 0.00% | 0 |
| Main Street Academy | 0.00% | 0 |
| Meadowlark Elementary | 1.14% | 17 |
| Meadowlark Middle | 10.90% | 163 |
| Middle College of Forsyth Cnty | 0.07% | 1 |
| Middle Fork Elementary | 0.00% | 0 |
| Middle Fork PreK Center | 0.07% | 1 |
| Mineral Springs Elementary | 0.33% | 5 |
| Mineral Springs Middle | 0.07% | 1 |
| Moore Magnet Elementary | 0.20% | 3 |
| Mount Tabor High School | 2.01% | 30 |
| North Forsyth High | 0.20% | 3 |
| North Hills Elementary | 0.00% | 0 |
| Northwest Middle | 0.94% | 14 |
| Old Richmond Elementary | 0.67% | 10 |
| Old Town Elementary | 0.00% | 0 |
| Paisley IB Magnet School | 5.35% | 80 |
| Parkland High | 0.74% | 11 |
| Petree Elementary | 0.00% | 0 |
| Philo-Hill Magnet Academy | 0.00% | 0 |
| Piney Grove Elementary | 0.60% | 9 |
| R J Reynolds High | 3.07% | 46 |
| Robert B Glenn High School | 0.94% | 14 |
| Ronald W Reagan High School | 6.62% | 99 |

Forsyth County Health Department COVID-19 Vaccination Survey

| | | |
|--------------------------------|-------|--------------|
| Rural Hall Elementary | 0.27% | 4 |
| Sedge Garden Elementary | 0.53% | 8 |
| Sherwood Forest Elementary | 0.33% | 5 |
| Smith Farm Elementary | 0.20% | 3 |
| South Fork Elementary | 0.20% | 3 |
| Southeast Middle | 2.87% | 43 |
| Southwest Elementary | 1.67% | 25 |
| Speas Elementary | 0.94% | 14 |
| The Downtown School | 1.34% | 20 |
| The Special Children's School | 0.00% | 0 |
| Thomas Jefferson Middle | 6.15% | 92 |
| Union Cross Traditional Acad | 0.20% | 3 |
| Vienna Elementary | 0.60% | 9 |
| Virtual Academy | 2.34% | 35 |
| Walkertown Elementary | 0.33% | 5 |
| Walkertown High | 0.33% | 5 |
| Walkertown Middle | 1.00% | 15 |
| Ward Elementary | 0.13% | 2 |
| West Forsyth High | 6.48% | 97 |
| Whitaker Elementary | 0.87% | 13 |
| Wiley Magnet Middle | 2.14% | 32 |
| Winston-Salem Preparatory Acad | 0.00% | 0 |
| Other (please specify) | 3.34% | 50 |
| TOTAL | | 1,496 |

Q4 Grade level?

Answered: 1,494 Skipped: 194

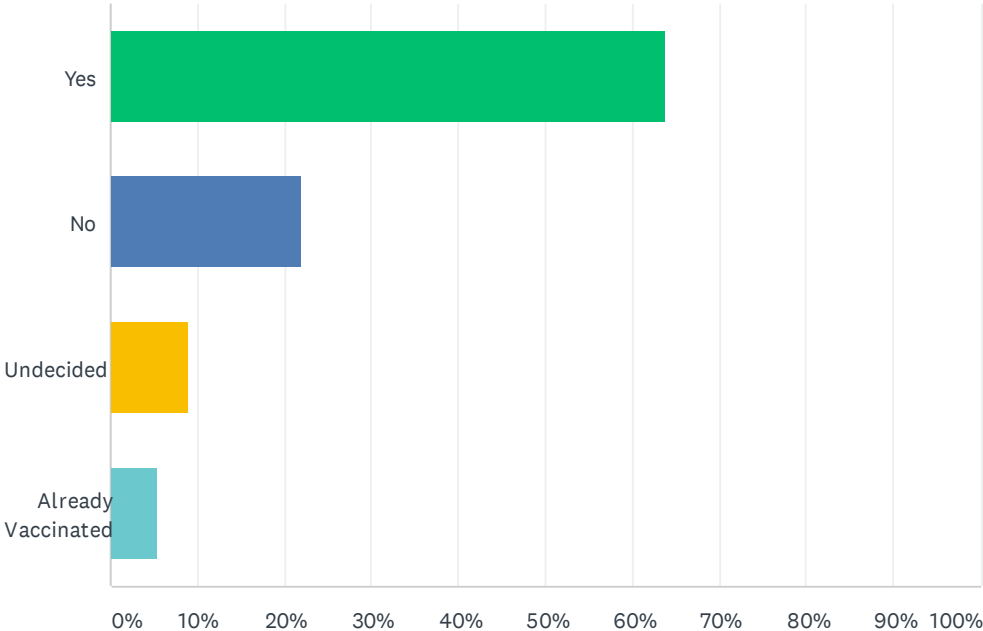


Forsyth County Health Department COVID-19 Vaccination Survey

| ANSWER CHOICES | RESPONSES | |
|----------------|-----------|--------------|
| Pre-K | 0.27% | 4 |
| K | 1.81% | 27 |
| 1st | 2.61% | 39 |
| 2nd | 1.67% | 25 |
| 3rd | 2.95% | 44 |
| 4th | 2.14% | 32 |
| 5th | 5.29% | 79 |
| 6th | 17.00% | 254 |
| 7th | 16.00% | 239 |
| 8th | 18.34% | 274 |
| 9th | 15.93% | 238 |
| 10th | 9.30% | 139 |
| 11th | 4.48% | 67 |
| 12th | 2.07% | 31 |
| Past 12th | 0.13% | 2 |
| TOTAL | | 1,494 |

Q5 Would you like your child to receive the vaccine?

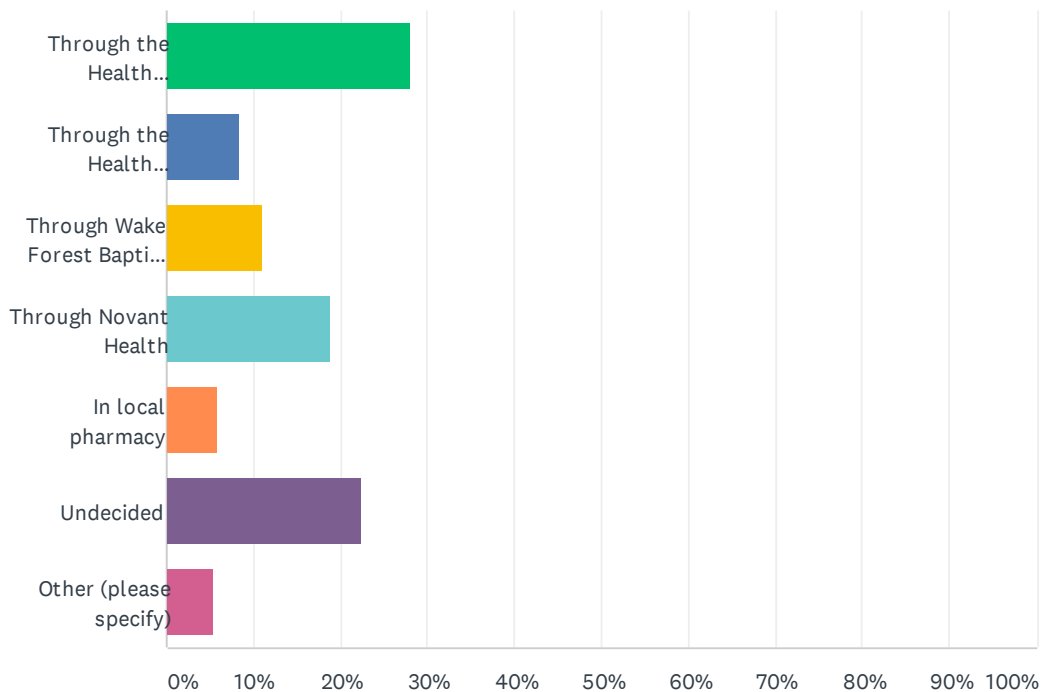
Answered: 1,497 Skipped: 191



| ANSWER CHOICES | RESPONSES | |
|--------------------|-----------|--------------|
| Yes | 63.73% | 954 |
| No | 21.91% | 328 |
| Undecided | 9.02% | 135 |
| Already Vaccinated | 5.34% | 80 |
| TOTAL | | 1,497 |

Q6 If yes or undecided, where would you plan to get your child vaccinated?

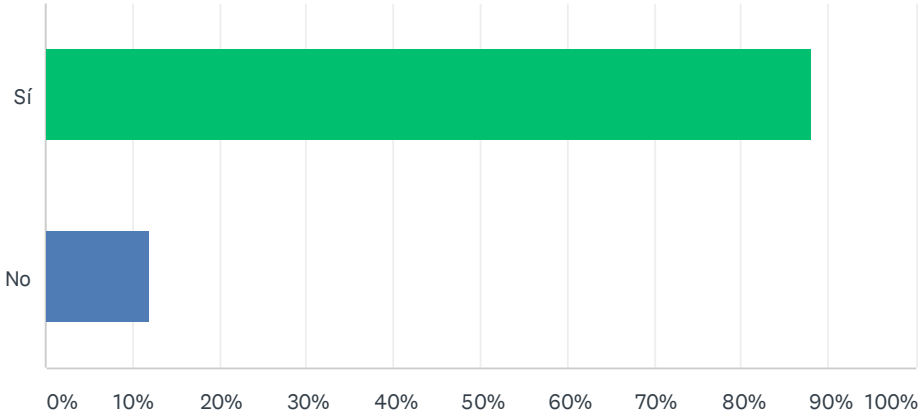
Answered: 1,077 Skipped: 611



| ANSWER CHOICES | RESPONSES | |
|--|-----------|--------------|
| Through the Health Department at your school (if available). | 28.04% | 302 |
| Through the Health Department at a centralized vaccination center. | 8.45% | 91 |
| Through Wake Forest Baptist Health | 11.05% | 119 |
| Through Novant Health | 18.85% | 203 |
| In local pharmacy | 5.76% | 62 |
| Undecided | 22.47% | 242 |
| Other (please specify) | 5.39% | 58 |
| TOTAL | | 1,077 |

Q7 ¿Es usted el padre de un estudiante que tiene entre 12 y 18 años?


Answered: 25 Skipped: 1,663



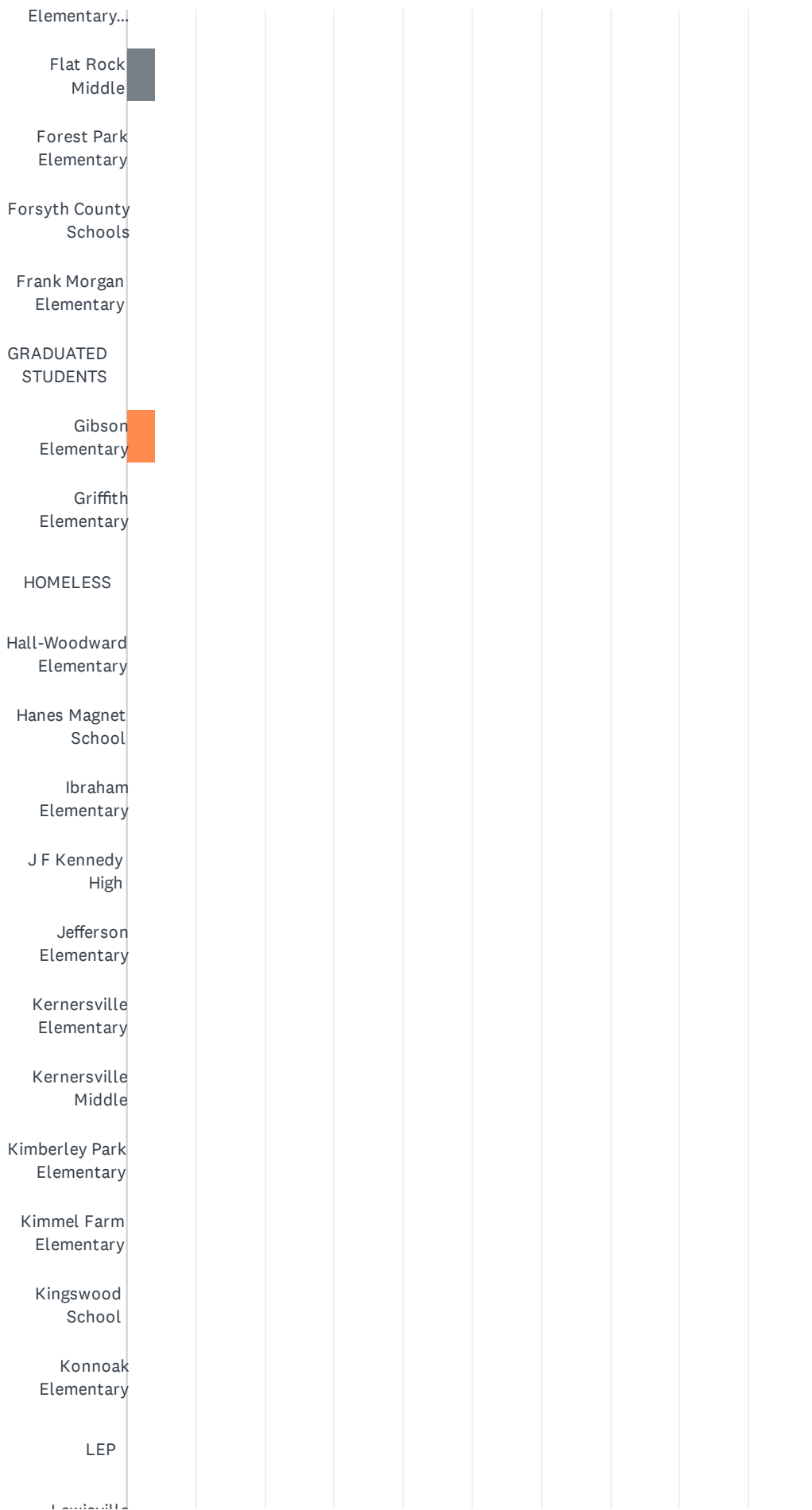
| ANSWER CHOICES | RESPONSES |
|----------------|-----------|
| Sí | 88.00% 22 |
| No | 12.00% 3 |
| TOTAL | 25 |

Q8 ¿A qué escuela asiste su niño(a)?

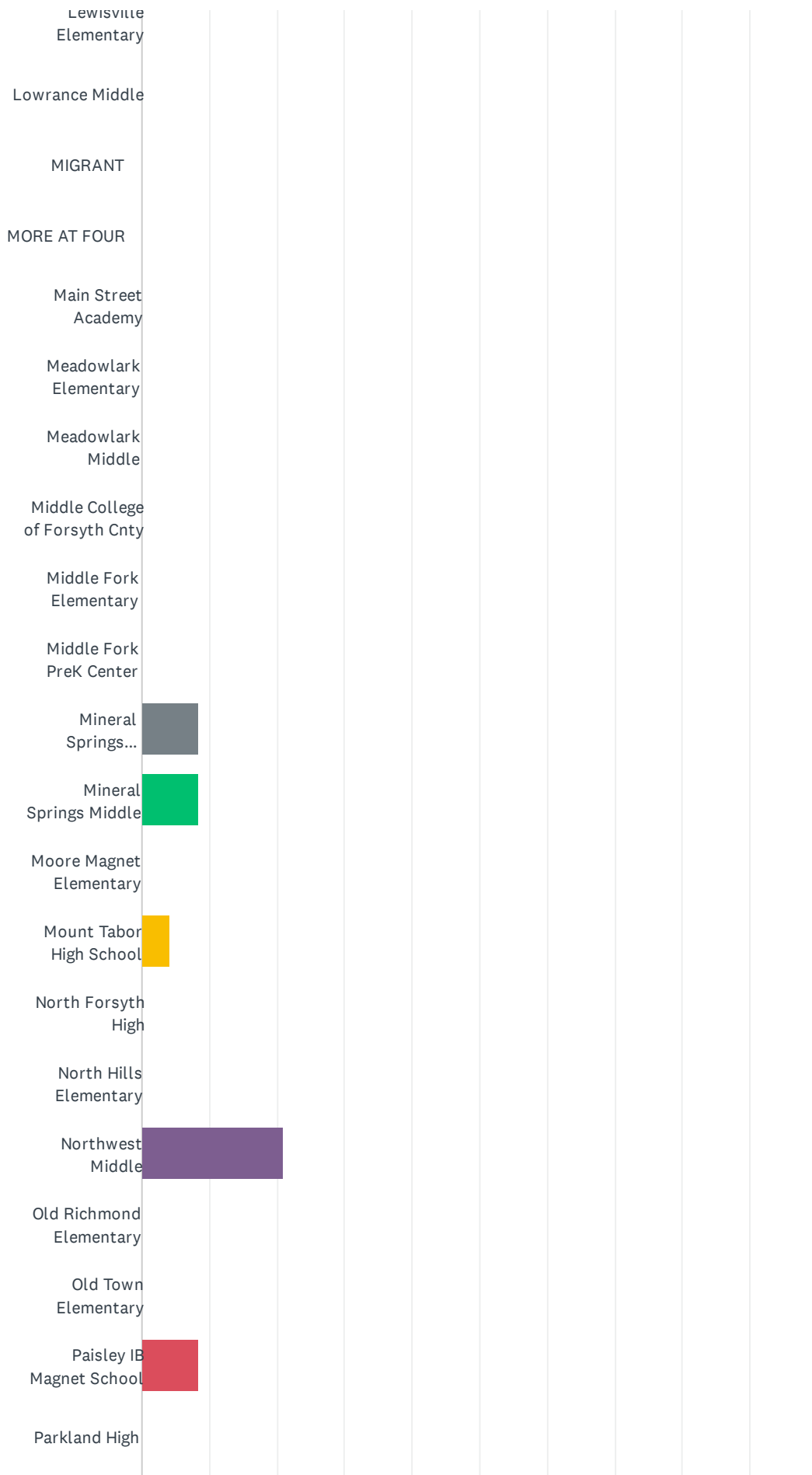
Answered: 24 Skipped: 1,664



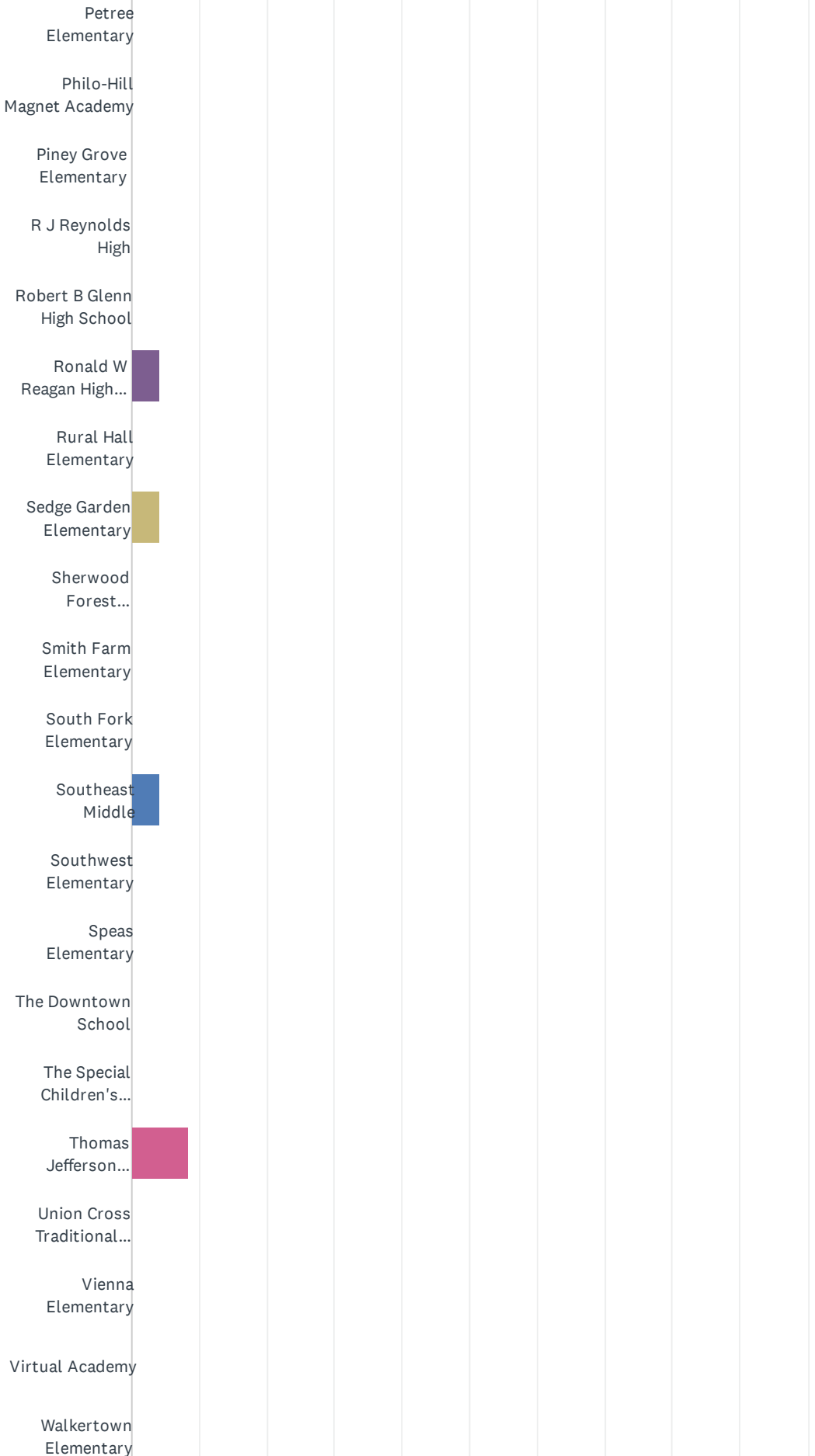
Forsyth County Health Department COVID-19 Vaccination Survey



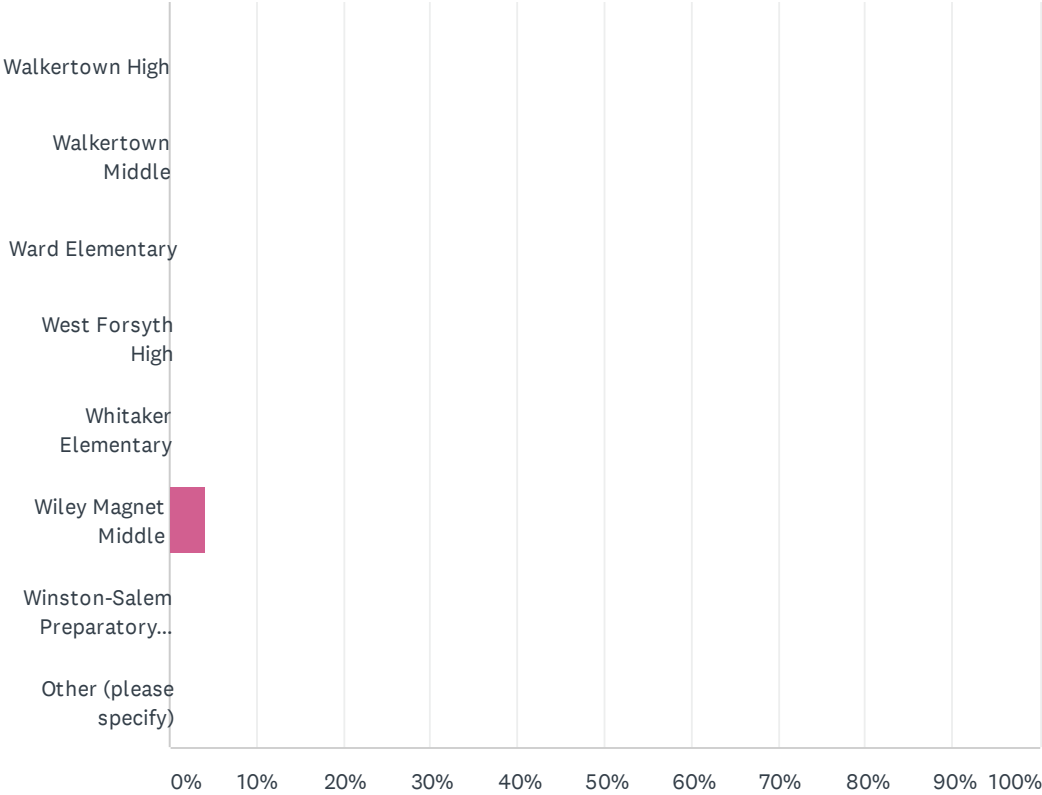
Forsyth County Health Department COVID-19 Vaccination Survey



Forsyth County Health Department COVID-19 Vaccination Survey



Forsyth County Health Department COVID-19 Vaccination Survey



Forsyth County Health Department COVID-19 Vaccination Survey

| ANSWER CHOICES | RESPONSES | |
|-----------------------------|-----------|---|
| Ashley Academy | 4.17% | 1 |
| Atkins Academic & Tech High | 0.00% | 0 |
| Bolton Elementary | 0.00% | 0 |
| Brunson Elementary | 0.00% | 0 |
| CECAS | 0.00% | 0 |
| Caleb's Creek Elementary | 0.00% | 0 |
| Career Center | 0.00% | 0 |
| Carter High School | 0.00% | 0 |
| Carver High | 0.00% | 0 |
| Cash Elementary | 0.00% | 0 |
| Childrens Center | 0.00% | 0 |
| Clemmons Elementary | 0.00% | 0 |
| Clemmons Middle School | 12.50% | 3 |
| Cook Literacy Model School | 0.00% | 0 |
| Diggs-Latham Elementary | 0.00% | 0 |
| Early College of Forsyth Co | 0.00% | 0 |
| East Forsyth High | 0.00% | 0 |
| East Forsyth Middle School | 0.00% | 0 |
| Easton Elementary School | 0.00% | 0 |
| Flat Rock Middle | 4.17% | 1 |
| Forest Park Elementary | 0.00% | 0 |
| Forsyth County Schools | 0.00% | 0 |
| Frank Morgan Elementary | 0.00% | 0 |
| GRADUATED STUDENTS | 0.00% | 0 |
| Gibson Elementary | 4.17% | 1 |
| Griffith Elementary | 0.00% | 0 |
| HOMELESS | 0.00% | 0 |
| Hall-Woodward Elementary | 0.00% | 0 |
| Hanes Magnet School | 0.00% | 0 |
| Ibrahim Elementary | 0.00% | 0 |
| J F Kennedy High | 0.00% | 0 |
| Jefferson Elementary | 0.00% | 0 |

Forsyth County Health Department COVID-19 Vaccination Survey

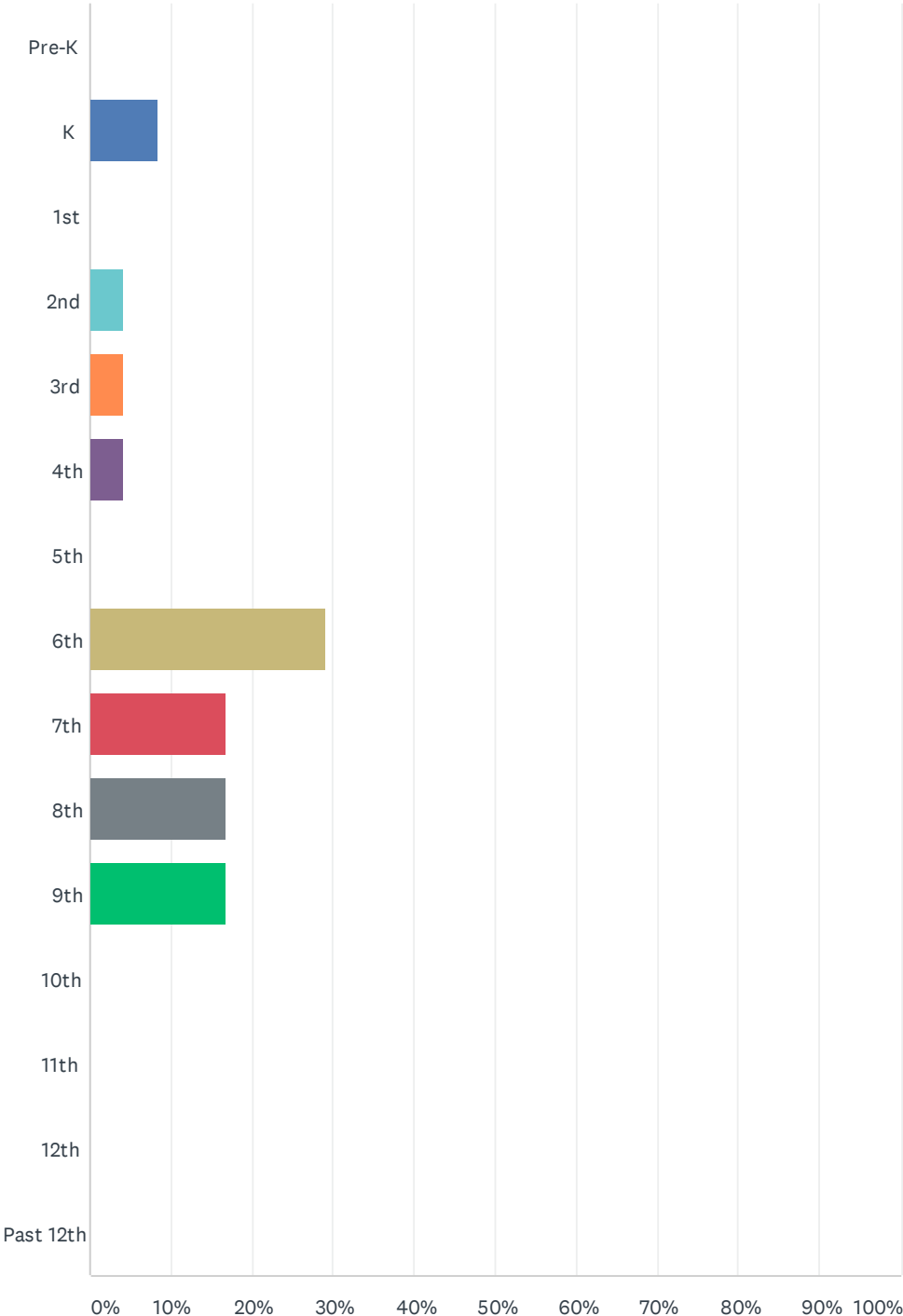
| | | |
|--------------------------------|--------|---|
| Kernersville Elementary | 0.00% | 0 |
| Kernersville Middle | 0.00% | 0 |
| Kimberley Park Elementary | 0.00% | 0 |
| Kimmel Farm Elementary | 0.00% | 0 |
| Kingswood School | 0.00% | 0 |
| Konnoak Elementary | 0.00% | 0 |
| LEP | 0.00% | 0 |
| Lewisville Elementary | 0.00% | 0 |
| Lowrance Middle | 0.00% | 0 |
| MIGRANT | 0.00% | 0 |
| MORE AT FOUR | 0.00% | 0 |
| Main Street Academy | 0.00% | 0 |
| Meadowlark Elementary | 0.00% | 0 |
| Meadowlark Middle | 0.00% | 0 |
| Middle College of Forsyth Cnty | 0.00% | 0 |
| Middle Fork Elementary | 0.00% | 0 |
| Middle Fork PreK Center | 0.00% | 0 |
| Mineral Springs Elementary | 8.33% | 2 |
| Mineral Springs Middle | 8.33% | 2 |
| Moore Magnet Elementary | 0.00% | 0 |
| Mount Tabor High School | 4.17% | 1 |
| North Forsyth High | 0.00% | 0 |
| North Hills Elementary | 0.00% | 0 |
| Northwest Middle | 20.83% | 5 |
| Old Richmond Elementary | 0.00% | 0 |
| Old Town Elementary | 0.00% | 0 |
| Paisley IB Magnet School | 8.33% | 2 |
| Parkland High | 0.00% | 0 |
| Petree Elementary | 0.00% | 0 |
| Philo-Hill Magnet Academy | 0.00% | 0 |
| Piney Grove Elementary | 0.00% | 0 |
| R J Reynolds High | 0.00% | 0 |
| Robert B Glenn High School | 0.00% | 0 |
| Ronald W Reagan High School | 4.17% | 1 |

Forsyth County Health Department COVID-19 Vaccination Survey

| | | |
|--------------------------------|-------|-----------|
| Rural Hall Elementary | 0.00% | 0 |
| Sedge Garden Elementary | 4.17% | 1 |
| Sherwood Forest Elementary | 0.00% | 0 |
| Smith Farm Elementary | 0.00% | 0 |
| South Fork Elementary | 0.00% | 0 |
| Southeast Middle | 4.17% | 1 |
| Southwest Elementary | 0.00% | 0 |
| Speas Elementary | 0.00% | 0 |
| The Downtown School | 0.00% | 0 |
| The Special Children's School | 0.00% | 0 |
| Thomas Jefferson Middle | 8.33% | 2 |
| Union Cross Traditional Acad | 0.00% | 0 |
| Vienna Elementary | 0.00% | 0 |
| Virtual Academy | 0.00% | 0 |
| Walkertown Elementary | 0.00% | 0 |
| Walkertown High | 0.00% | 0 |
| Walkertown Middle | 0.00% | 0 |
| Ward Elementary | 0.00% | 0 |
| West Forsyth High | 0.00% | 0 |
| Whitaker Elementary | 0.00% | 0 |
| Wiley Magnet Middle | 4.17% | 1 |
| Winston-Salem Preparatory Acad | 0.00% | 0 |
| Other (please specify) | 0.00% | 0 |
| TOTAL | | 24 |

Q9 ¿Nivel de grado?

Answered: 24 Skipped: 1,664

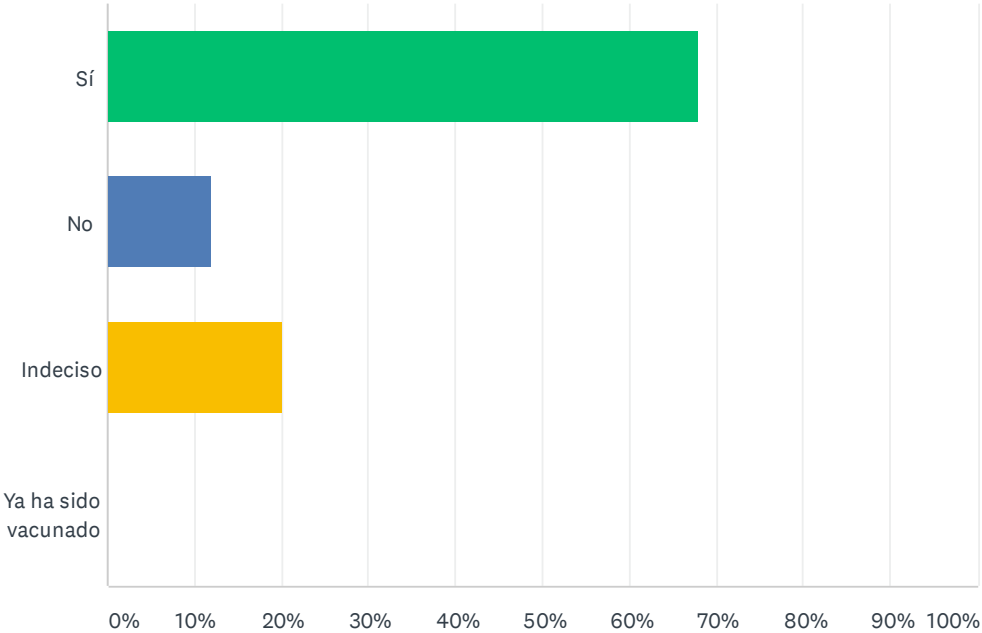


Forsyth County Health Department COVID-19 Vaccination Survey

| ANSWER CHOICES | RESPONSES | |
|----------------|-----------|-----------|
| Pre-K | 0.00% | 0 |
| K | 8.33% | 2 |
| 1st | 0.00% | 0 |
| 2nd | 4.17% | 1 |
| 3rd | 4.17% | 1 |
| 4th | 4.17% | 1 |
| 5th | 0.00% | 0 |
| 6th | 29.17% | 7 |
| 7th | 16.67% | 4 |
| 8th | 16.67% | 4 |
| 9th | 16.67% | 4 |
| 10th | 0.00% | 0 |
| 11th | 0.00% | 0 |
| 12th | 0.00% | 0 |
| Past 12th | 0.00% | 0 |
| TOTAL | | 24 |

Q10 ¿Le gustaría que su niño(a) reciba la vacuna?

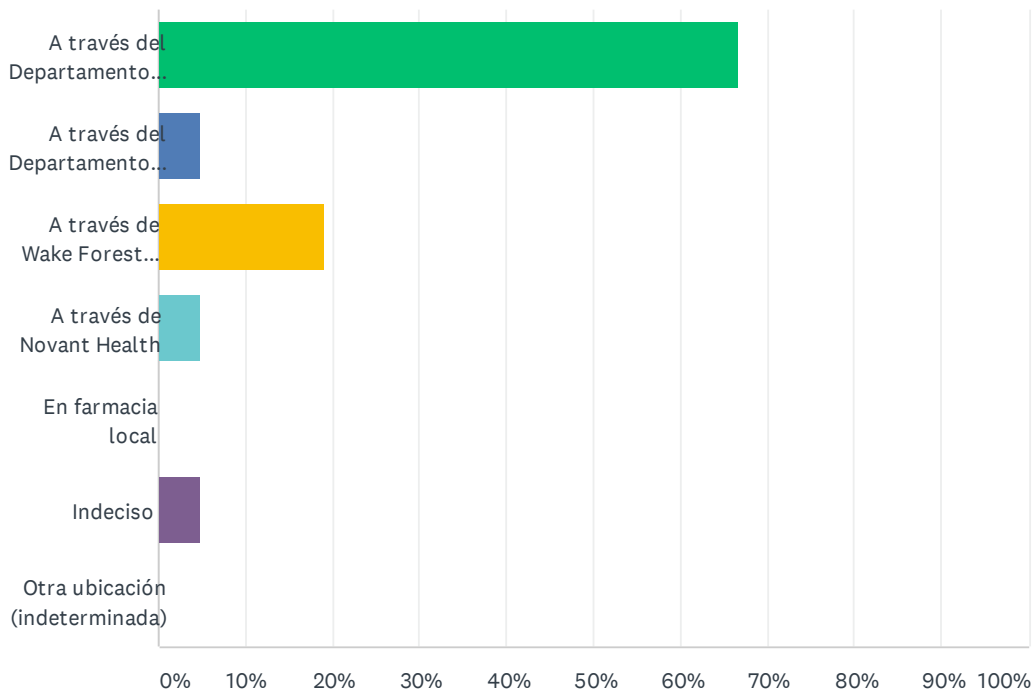
Answered: 25 Skipped: 1,663



| ANSWER CHOICES | RESPONSES | |
|---------------------|-----------|-----------|
| Sí | 68.00% | 17 |
| No | 12.00% | 3 |
| Indeciso | 20.00% | 5 |
| Ya ha sido vacunado | 0.00% | 0 |
| TOTAL | | 25 |

Q11 En caso afirmativo o indeciso, ¿dónde planea vacunar a su niño(a)?

Answered: 21 Skipped: 1,667



| ANSWER CHOICES | RESPONSES |
|---|-----------|
| A través del Departamento de Salud en su escuela (si está disponible). | 66.67% 14 |
| A través del Departamento de Salud en un centro de vacunación centralizado. | 4.76% 1 |
| A través de Wake Forest Baptist Health | 19.05% 4 |
| A través de Novant Health | 4.76% 1 |
| En farmacia local | 0.00% 0 |
| Indeciso | 4.76% 1 |
| Otra ubicación (indeterminada) | 0.00% 0 |
| TOTAL | 21 |