











# Year-Round Education 2024-25 Calendar

Contract Days	Student Hours	Student Days	M	T	W	TH	F				
-	-	-	July								
4	13.2	2	1	2	3	4	5	1-3	New Teacher Orientation		
9	45.2	7	8	9	10	11	12	9	Building Meeting/Work Day		
14	77.2	12	15	16	17	18	19	10	Professional Development (PD)		
17	96.0	15	22	23	24	25	26	11	First Day of School		
			29	30	31						
			August								
19	109.2	17				1	2				
24	141.2	22	5	6	7	8	9				
29	173.2	27	12	13	14	15	16				
34	198.6	31	19	20	21	22	23	20	No School - District Day/Work Day		
39	230.6	36	26	27	28	29	30				
			September								
43	256.0	40	2	3	4	5	6	2	No School - Labor Day		
48	288.0	45	9	10	11	12	13	13	End 1st Quarter - 45 days		
53	320.0	50	16	17	18	19	20	16 & 17	P/T Conferences (1.5 days for teachers)		
53	320.0	50	23	24	25	26	27	16	Begin 2nd Quarter		
53	320.0	50	30					20-30	No School - Intersession 23-30		
			October								
53	320.0	50		1	2	3	4	1-4	No School - Intersession		
53	320.0	50	7	8	9	10	11	7-11	No School - Fall Break		
58	338.8	53	14	15	16	17	18	14 - 15	No School - PD		
63	370.8	58	21	22	23	24	25				
67	396.2	62	28	29	30	31					
			November								
68	402.8	63					1				
73	434.8	68	4	5	6	7	8				
78	466.8	73	11	12	13	14	15				
83	498.8	78	18	19	20	21	22	26	One hour early dismissal		
86	511.0	80	25	26	27	28	29	27-29	No School		
			December								
91	543.0	85	2	3	4	5	6				
96	575.0	90	9	10	11	12	13	13	End 2nd Quarter - 45 days		
96	575.0	90	16	17	18	19	20	16-31	No School - Winter Break		
96	575.0	90	23	24	25	26	27	25	No School - Holiday		
96	575.0	90	30	31							
			January								
97	575.0	90		1	2	3		1	No School - Holiday		
102	607.0	95	6	7	8	9	10	2-3	No School - Winter Break		
107	639.0	100	13	14	15	16	17	6	Begin 3rd Quarter		
112	664.4	104	20	21	22	23	24	20	No School - PD		
117	696.4	109	27	28	29	30	31				
			February								
122	728.4	114	3	4	5	6	7				
127	760.4	119	10	11	12	13	14				
132	792.4	124	17	18	19	20	21	18 & 20	P/T Conferences (1.5 days for teachers)		
137	824.4	129	24	25	26	27	28	21	No School		
			March								
142	856.4	134	3	4	5	6	7				
146	881.8	138	10	11	12	13	14	13	End 3rd Quarter - 47 days		
146	881.8	138	17	18	19	20	21	14-21	No School - Spring Break		
146	881.8	138	24	25	26	27	28	24-28	Intersession		
147	888.4	139	31					31	Begin 4th Quarter		
			April								
151	913.8	143		1	2	3	4				
156	939.2	147	7	8	9	10	11	7	No School - PD		
161	971.2	152	14	15	16	17	18				
166	1,003.2	157	21	22	23	24	25				
169	1,022.0	160	28	29	30						
			May								
171	1,035.2	162			1	2					
176	1,067.2	167	5	6	7	8	9				
181	1,099.2	172	12	13	14	15	16	26	No School - Memorial Day		
186	1,131.2	177	19	20	21	22	23	29	End 4th Quarter - 42 days		
190	1,149.0	180	25	26	27	28	29	30	No School - Work day		
			June								
			2	3	4	5	6				

Quarterly Statistical Report Periods	
July 11 - September 13	45
September 16 - December 13	45
January 6 - March 13	48
March 31 - May 30	42
<b>Student Days</b>	<b>180</b>
<b>Teacher PD</b>	<b>3.5</b>
<b>Teacher Work Days</b>	<b>4.5</b>
<b>Paid Holidays</b>	<b>2</b>
<b>Total Days</b>	<b>190</b>

LEGEND	
New Teacher Orientation	
Professional Development (PD)	
Meeting/Work Day	
P/T Conferences	
No School - counts as student day	
Begin Quarter/Semester	
End Quarter/Semester	
Vacation Days (unpaid)	
Intersession	
Holidays (* denotes paid)	
<i>Labor Day</i>	
* <i>Thanksgiving Day</i>	
<i>Christmas Day</i>	
* <i>New Year's Day</i>	
<i>Memorial Day</i>	

Instructional Day Definitions	
<b>Minimum Instructional Day</b>	<b>6.6</b>
<i>Approximately 7:50 am - 3:00 pm</i>	
<b>PLC Wednesday Instructional Day</b>	<b>5.6</b>
<i>Approximately 7:50 am - 2:00 pm</i>	
<b>Typical Instructional Week</b>	<b>32.0</b>



Indianola Community  
School District

190.00 1149.00 180.00 Total Class Hours & Days