

November 5, 2024 General Election
Unofficial Certification of Results
Signature Form

We, the undersigned Members of the Board of Elections of County indicated below, do hereby certify that the Unofficial Results of the Election (county specific and most-populous, if applicable) submitted to the Secretary of State's Office are valid and accurate, and and the number of absentee voters reconciles with the number of absentee ballots cast and counted.

Van Wert 

County Name

IN WITNESS WHEREOF, we have subscribed our names officially on the date indicated below:

11-5-2024

Today's Date


Prior to signing this form, please prepare an email to Results@OhioSoS.gov with the following attachments and check them off prior to signing the form ensuring the correct attachments are with the email:

- Summary Report (if a separate report from Group Detail. If this report is unavailable, please contact your vendor)

- Group Detail Report



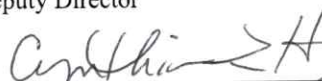
Director




Deputy Director




Board Member



Board Member



Board Member



Board Member

Election Summary Results Report with Group Detail
2024 General Election
November 5, 2024

UNOFFICIAL RESULTS
Final Report
Van Wert County, Ohio

Statistics

	TOTAL	Election Day	Absentee Mail	Early Voting	Provisional
Election Day Precincts Reporting	32 of 32	32	0	0	0
Registered Voters - Total	20,490				
Ballots Cast - Total	14,794	5,787	1,648	7,359	0
Voter Turnout - Total	72.20%				

Election Summary Results Report with Group Detail
 2024 General Election
 November 5, 2024

President and Vice President

Vote For 1

	TOTAL	VOTE %	Election Day	Absentee Mail	Early Voting	Provisional
NPC Richard Duncan/Mitchell Preston Bupp	33	0.22%	17	4	12	0
DEM Kamala D. Harris/Tim Walz	2,976	20.24%	909	528	1,539	0
LIB Chase Oliver/Mike ter Maat	58	0.39%	28	8	22	0
OPC Peter Sonski/Lauren Onak	22	0.15%	12	8	2	0
Candidate Withdrawn	41	0.28%	24	6	11	0
REP Donald J. Trump/JD Vance	11,535	78.46%	4,744	1,071	5,720	0
Write-In Totals	36	0.24%	16	5	15	0
Not Assigned	36	0.24%	16	5	15	0
Overvotes	3		0	3	0	0
Undervotes	90		37	15	38	0
Precincts Reporting	32 of 32					

Justice of the Supreme Court (FTC 1-1-2025)

Vote For 1

	TOTAL	VOTE %	Election Day	Absentee Mail	Early Voting	Provisional
DEM Michael P. Donnelly	2,936	20.50%	942	485	1,509	0
REP Megan E. Shanahan	11,388	79.50%	4,682	1,030	5,676	0
Overvotes	1		0	1	0	0
Undervotes	469		163	132	174	0
Precincts Reporting	32 of 32					

Justice of the Supreme Court (FTC 1-2-2025)

Vote For 1

	TOTAL	VOTE %	Election Day	Absentee Mail	Early Voting	Provisional
REP Joseph T. Deters	11,152	78.30%	4,538	1,032	5,582	0
DEM Melody J. Stewart	3,091	21.70%	1,044	516	1,531	0
Overvotes	1		0	1	0	0
Undervotes	550		205	99	246	0
Precincts Reporting	32 of 32					

Justice of the Supreme Court (UTE 12-31-2026)

Vote For 1

	TOTAL	VOTE %	Election Day	Absentee Mail	Early Voting	Provisional
DEM Lisa Forbes	3,017	21.13%	1,005	510	1,502	0
REP Daniel R. Hawkins	11,260	78.87%	4,566	1,043	5,651	0
Overvotes	0		0	0	0	0
Undervotes	517		216	95	206	0
Precincts Reporting	32 of 32					

Election Summary Results Report with Group Detail
 2024 General Election
 November 5, 2024

UNOFFICIAL RESULTS
 Final Report
 Van Wert County, Ohio

U.S. Senator
 Vote For 1

	TOTAL	VOTE %	Election Day	Absentee Mail	Early Voting	Provisional
DEM Sherrod Brown	3,183	21.92%	1,058	530	1,595	0
LIB Don Kissick	566	3.90%	288	67	211	0
REP Bernie Moreno	10,757	74.08%	4,317	1,004	5,436	0
Write-In Totals	15	0.10%	9	1	5	0
Not Assigned	15	0.10%	9	1	5	0
Overvotes	2		1	1	0	0
Undervotes	271		114	45	112	0
Precincts Reporting	32 of 32					

Representative to Congress (5th District)
 Vote For 1

	TOTAL	VOTE %	Election Day	Absentee Mail	Early Voting	Provisional
REP Bob Latta	11,903	82.35%	4,801	1,162	5,940	0
DEM Keith Mundy	2,551	17.65%	835	435	1,281	0
Overvotes	2		0	2	0	0
Undervotes	338		151	49	138	0
Precincts Reporting	32 of 32					

State Representative (82nd District)
 Vote For 1

	TOTAL	VOTE %	Election Day	Absentee Mail	Early Voting	Provisional
REP Roy W. Klopfenstein	11,553	80.35%	4,670	1,098	5,785	0
DEM Magdalene Markward	2,826	19.65%	926	475	1,425	0
Overvotes	1		0	1	0	0
Undervotes	414		191	74	149	0
Precincts Reporting	32 of 32					

Judge of the Court of Appeals (3rd District) (FTC 2-9-2025)
 Vote For 1

	TOTAL	VOTE %	Election Day	Absentee Mail	Early Voting	Provisional
REP John R. Willamowski	12,586	100.00%	5,142	1,194	6,250	0
Overvotes	0		0	0	0	0
Undervotes	2,208		645	454	1,109	0
Precincts Reporting	32 of 32					

County Commissioner (FTC 1-2-2025)
 Vote For 1

	TOTAL	VOTE %	Election Day	Absentee Mail	Early Voting	Provisional
REP Todd D. Wolfrum	12,511	100.00%	5,130	1,181	6,200	0
Overvotes	0		0	0	0	0
Undervotes	2,283		657	467	1,159	0
Precincts Reporting	32 of 32					

Election Summary Results Report with Group Detail
 2024 General Election
 November 5, 2024

County Commissioner (FTC 1-3-2025)

Vote For 1

	TOTAL	VOTE %	Election Day	Absentee Mail	Early Voting	Provisional
REP Stan D. Owens	12,742	100.00%	5,161	1,222	6,359	0
Overvotes	0		0	0	0	0
Undervotes	2,052		626	426	1,000	0
Precincts Reporting	32 of 32					

Prosecuting Attorney

Vote For 1

	TOTAL	VOTE %	Election Day	Absentee Mail	Early Voting	Provisional
REP Eva J. Yarger	12,637	100.00%	5,079	1,238	6,320	0
Overvotes	0		0	0	0	0
Undervotes	2,157		708	410	1,039	0
Precincts Reporting	32 of 32					

Clerk of the Court of Common Pleas

Vote For 1

	TOTAL	VOTE %	Election Day	Absentee Mail	Early Voting	Provisional
REP Cindy Mollenkopf	12,856	100.00%	5,178	1,272	6,406	0
Overvotes	0		0	0	0	0
Undervotes	1,938		609	376	953	0
Precincts Reporting	32 of 32					

Sheriff

Vote For 1

	TOTAL	VOTE %	Election Day	Absentee Mail	Early Voting	Provisional
REP Thomas M. Rigenbach	12,963	100.00%	5,200	1,288	6,475	0
Overvotes	0		0	0	0	0
Undervotes	1,831		587	360	884	0
Precincts Reporting	32 of 32					

County Recorder

Vote For 1

	TOTAL	VOTE %	Election Day	Absentee Mail	Early Voting	Provisional
REP Kim Hughes	12,784	100.00%	5,154	1,248	6,382	0
Overvotes	0		0	0	0	0
Undervotes	2,010		633	400	977	0
Precincts Reporting	32 of 32					

County Treasurer

Vote For 1

	TOTAL	VOTE %	Election Day	Absentee Mail	Early Voting	Provisional
REP Jeff McIntosh	12,814	100.00%	5,170	1,261	6,383	0
Overvotes	0		0	0	0	0
Undervotes	1,980		617	387	976	0
Precincts Reporting	32 of 32					

Election Summary Results Report with Group Detail
 2024 General Election
 November 5, 2024

UNOFFICIAL RESULTS
 Final Report
 Van Wert County, Ohio

County Engineer
 Vote For 1

	TOTAL	VOTE %	Election Day	Absentee Mail	Early Voting	Provisional
REP Kyle J. Wendel	12,712	100.00%	5,135	1,248	6,329	0
Overvotes	0		0	0	0	0
Undervotes	2,082		652	400	1,030	0
Precincts Reporting	32 of 32					

Coroner
 Vote For 1

	TOTAL	VOTE %	Election Day	Absentee Mail	Early Voting	Provisional
REP Scott W. Jarvis	12,830	100.00%	5,175	1,258	6,397	0
Overvotes	0		0	0	0	0
Undervotes	1,964		612	390	962	0
Precincts Reporting	32 of 32					

Member of State Board of Education (1st District)

Vote For 1

	TOTAL	VOTE %	Election Day	Absentee Mail	Early Voting	Provisional
Kristie Reighard	11,502	100.00%	4,773	1,132	5,597	0
Overvotes	0		0	0	0	0
Undervotes	3,292		1,014	516	1,762	0
Precincts Reporting	32 of 32					

Judge of the Court of Common Pleas (FTC 2-9-2025)

Vote For 1

	TOTAL	VOTE %	Election Day	Absentee Mail	Early Voting	Provisional
Martin D. Burchfield	12,175	100.00%	4,929	1,224	6,022	0
Overvotes	0		0	0	0	0
Undervotes	2,619		858	424	1,337	0
Precincts Reporting	32 of 32					

Issue 1

Vote For 1

	TOTAL	VOTE %	Election Day	Absentee Mail	Early Voting	Provisional
YES	3,792	26.50%	1,345	527	1,920	0
NO	10,519	73.50%	4,267	970	5,282	0
Overvotes	0		0	0	0	0
Undervotes	483		175	151	157	0
Precincts Reporting	32 of 32					

Proposed Tax Levy (Renewal) 5 mills, Fire - Ohio City Village

Vote For 1

	TOTAL	VOTE %	Election Day	Absentee Mail	Early Voting	Provisional
FOR THE TAX LEVY	226	70.40%	116	24	86	0
AGAINST THE TAX LEVY	95	29.60%	60	8	27	0
Overvotes	0		0	0	0	0
Undervotes	3		0	2	1	0
Precincts Reporting	1 of 1					

Proposed Tax Levy (Renewal) 0.6 mill, Fire - Venedocia Village

Vote For 1

	TOTAL	VOTE %	Election Day	Absentee Mail	Early Voting	Provisional
FOR THE TAX LEVY	46	79.31%	25	0	21	0
AGAINST THE TAX LEVY	12	20.69%	6	1	5	0
Overvotes	0		0	0	0	0
Undervotes	0		0	0	0	0
Precincts Reporting	2 of 2					

Proposed Tax Levy (Renewal) 1.4 mills, Fire - Venedocia Village

Vote For 1

	TOTAL	VOTE %	Election Day	Absentee Mail	Early Voting	Provisional
FOR THE TAX LEVY	41	70.69%	23	0	18	0
AGAINST THE TAX LEVY	17	29.31%	8	1	8	0
Overvotes	0		0	0	0	0
Undervotes	0		0	0	0	0
Precincts Reporting	2 of 2					

Proposed Tax Levy (Renewal) 1 mill, Current Operating - Willshire Village

Vote For 1

	TOTAL	VOTE %	Election Day	Absentee Mail	Early Voting	Provisional
FOR THE TAX LEVY	104	58.43%	52	19	33	0
AGAINST THE TAX LEVY	74	41.57%	42	3	29	0
Overvotes	0		0	0	0	0
Undervotes	4		1	0	3	0
Precincts Reporting	1 of 1					

Proposed Tax Levy (Renewal) 2 mills, Current Expenses - Willshire Village

Vote For 1

	TOTAL	VOTE %	Election Day	Absentee Mail	Early Voting	Provisional
FOR THE TAX LEVY	97	56.40%	48	19	30	0
AGAINST THE TAX LEVY	75	43.60%	40	3	32	0
Overvotes	0		0	0	0	0
Undervotes	10		7	0	3	0
Precincts Reporting	1 of 1					

Proposed Tax Levy (Renewal) 3 mills, Fire - Willshire Village

Vote For 1

	TOTAL	VOTE %	Election Day	Absentee Mail	Early Voting	Provisional
FOR THE TAX LEVY	111	63.07%	55	20	36	0
AGAINST THE TAX LEVY	65	36.93%	39	2	24	0
Overvotes	0		0	0	0	0
Undervotes	6		1	0	5	0
Precincts Reporting	1 of 1					

Election Summary Results Report with Group Detail
 2024 General Election
 November 5, 2024

UNOFFICIAL RESULTS
 Final Report
 Van Wert County, Ohio

Proposed Tax Levy (Renewal) 2 mills, EMS - Wren Village

Vote For 1

	TOTAL	VOTE %	Election Day	Absentee Mail	Early Voting	Provisional
FOR THE TAX LEVY	73	84.88%	32	8	33	0
AGAINST THE TAX LEVY	13	15.12%	5	1	7	0
Overvotes	0		0	0	0	0
Undervotes	3		2	1	0	0
Precincts Reporting	1 of 1					

Proposed Tax Levy (Renewal) 1.8 mills, Fire - Hoaglin Township

Vote For 1

	TOTAL	VOTE %	Election Day	Absentee Mail	Early Voting	Provisional
FOR THE TAX LEVY	262	72.58%	89	29	144	0
AGAINST THE TAX LEVY	99	27.42%	44	6	49	0
Overvotes	0		0	0	0	0
Undervotes	12		6	3	3	0
Precincts Reporting	1 of 1					

Proposed Tax Levy (Renewal) 1.25 mills, Fire - Pleasant Township (Excluding Van Wert City)

Vote For 1

	TOTAL	VOTE %	Election Day	Absentee Mail	Early Voting	Provisional
FOR THE TAX LEVY	837	74.20%	179	94	564	0
AGAINST THE TAX LEVY	291	25.80%	75	25	191	0
Overvotes	0		0	0	0	0
Undervotes	34		9	7	18	0
Precincts Reporting	3 of 3					

Proposed Resolution Electric Aggregation - Tully Township (Excluding the Village of Convoy)

Vote For 1

	TOTAL	VOTE %	Election Day	Absentee Mail	Early Voting	Provisional
YES	317	58.81%	161	25	131	0
NO	222	41.19%	113	24	85	0
Overvotes	0		0	0	0	0
Undervotes	34		17	4	13	0
Precincts Reporting	1 of 1					

Proposed Tax Levy (Renewal) 1.8 mills, EMS & Fire - Washington Township (East Fire District)

Vote For 1

	TOTAL	VOTE %	Election Day	Absentee Mail	Early Voting	Provisional
FOR THE TAX LEVY	318	67.66%	159	39	120	0
AGAINST THE TAX LEVY	152	32.34%	72	21	59	0
Overvotes	0		0	0	0	0
Undervotes	13		2	3	8	0
Precincts Reporting	1 of 1					

Election Summary Results Report with Group Detail
 2024 General Election
 November 5, 2024

UNOFFICIAL RESULTS
 Final Report
 Van Wert County, Ohio

Proposed Tax Levy (Renewal) 1.3 mills, EMS & Fire - Washington Township (West Fire District)

Vote For 1

	TOTAL	VOTE %	Election Day	Absentee Mail	Early Voting	Provisional
FOR THE TAX LEVY	181	72.69%	62	22	97	0
AGAINST THE TAX LEVY	68	27.31%	30	7	31	0
Overvotes	0		0	0	0	0
Undervotes	6		1	0	5	0
Precincts Reporting	1 of 1					

Proposed Tax Levy (Renewal) 2.1 mills, Fire & EMS - York Township (Excluding Venedocia Village)

Vote For 1

	TOTAL	VOTE %	Election Day	Absentee Mail	Early Voting	Provisional
FOR THE TAX LEVY	281	71.87%	81	21	179	0
AGAINST THE TAX LEVY	110	28.13%	49	10	51	0
Overvotes	0		0	0	0	0
Undervotes	18		6	4	8	0
Precincts Reporting	1 of 1					

Election Summary with Group Detail Results Report
 2024 November General Election - Wayne Trace LSD
 November 5, 2024

UNOFFICIAL RESULTS
 FINAL Report
 Van Wert County, Ohio

PROPOSED BOND ISSUE - Wayne Trace Local School District

Vote For 1

	TOTAL	VOTE %	Election Day	Absentee	Early Voting	Provisional
For the Bond Issue	25	46.30%	16	1	8	0
Against the Bond Issue	29	53.70%	4	6	19	0
Overvotes	0		0	0	0	0
Undervotes	0		0	0	0	0
Precincts Reporting	1 of 1					

Election Summary with Group Detail Results Report
2024 November General Election - Wayne Trace LSD
November 5, 2024

UNOFFICIAL RESULTS
FINAL Report
Van Wert County, Ohio

Statistics

	TOTAL	Election Day	Absentee	Early Voting	Provisional
Election Day Precincts Reporting	1 of 1	1	0	0	0
Registered Voters - Total	90				
Ballots Cast - Total	54	20	7	27	0
Voter Turnout - Total	60.00%				