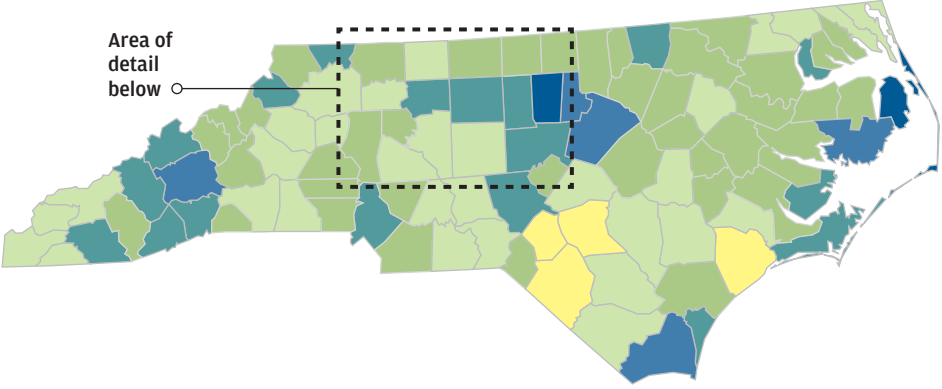


Vaccination by the numbers

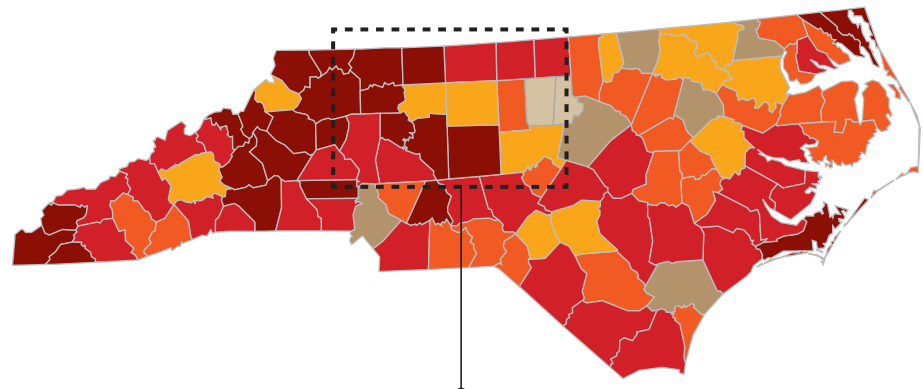
Percent of population at least partially vaccinated

- 20% - 27%
- 27% - 35%
- 35% - 43%
- 43% - 50%
- 50% - 58%
- 58% - 65%



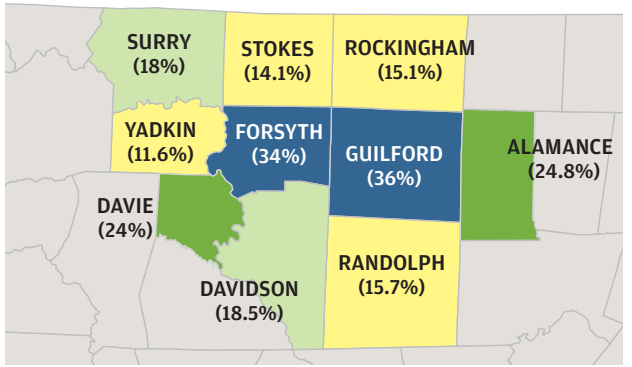
Percent votes for Trump in 2020 election

- 15% - 25.8%
- 25.8% - 36.7%
- 36.7% - 47.5%
- 47.5% - 58.3%
- 58.3% - 69.2%
- 69.2% - 80%



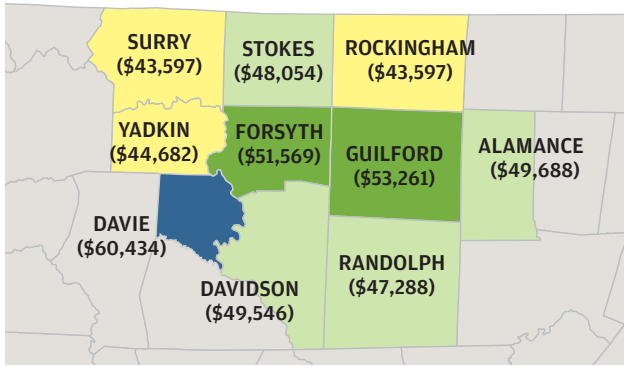
Percent of people 25 years and older with at least a bachelor's degree

- 11% - 17%
- 17% - 23%
- 23% - 29%
- 30% - 36%



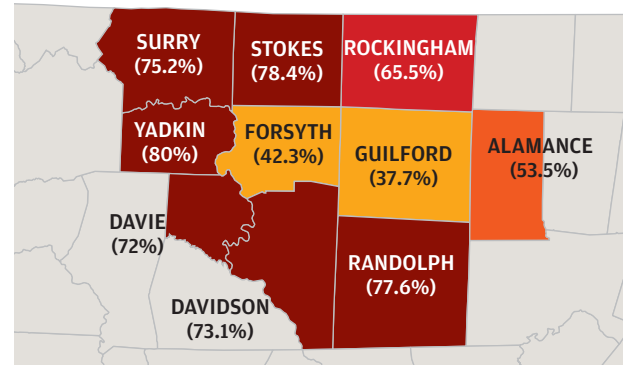
Median household income

- \$40K - \$45K
- \$45K - \$50K
- \$50K - \$55K
- \$55K - \$60K



Percent of presidential vote for Donald Trump, 2020

See color key above



Sources: N.C. Department of Health and Human Services, the U.S. Census, N.C. Office of State Budget and Management and the N.C. State Board of Elections.