

Galveston Island Residential Sales Highlights

Year-End Residential Market Recap 2022 vs. 2021


All residential sales on Galveston Island:
Average days on market



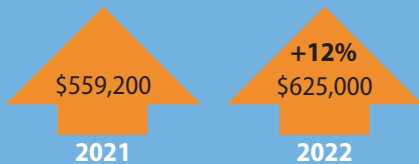
West End residential sales on Galveston Island:
Average days on market



All residential sales on Galveston Island:
Median selling price

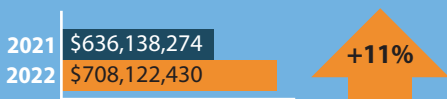


West End residential sales:
Median selling price



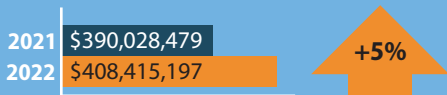
Dollar Volume

All Galveston Island



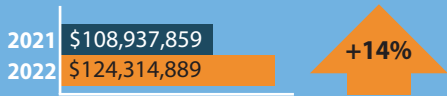
West Galveston Island:

Sunny Beach to Point West, beach to bay




Mid Galveston Island:

25 to 61st Street, beach to bay

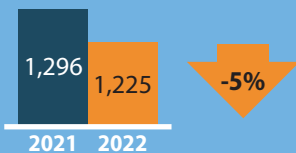


UTMB/Downtown/East End:
lofts and condos only



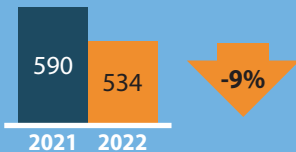
Sold Transactions

All Galveston Island



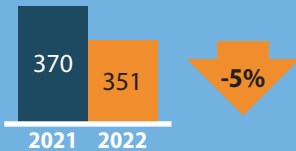
West Galveston Island:

Sunny Beach to Point West, beach to bay

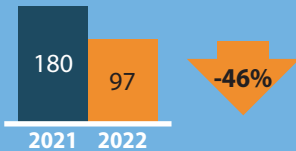


Mid Galveston Island:

25 to 61st Street, beach to bay



UTMB/Downtown/East End
lofts and condos only



2022 real estate data and statistics compiled by Sand 'N Sea Properties, with information provided by Houston Association of Realtors Multiple Listing Service.

Sand and sea life of Galveston

