ELECTION 2020

The race for president of the United States

JOE BIDEN

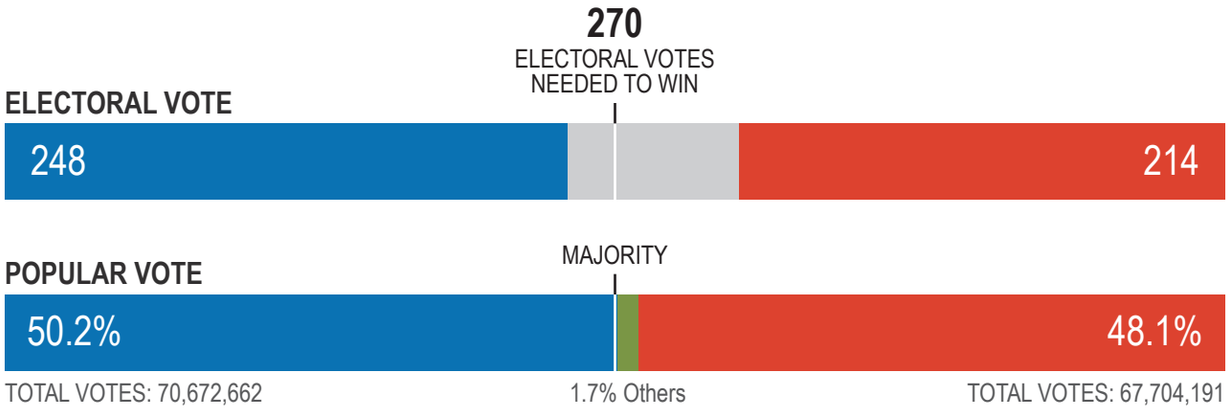

DONALD TRUMP

STATE RESULTS SIZED BY ELECTORAL VOTES

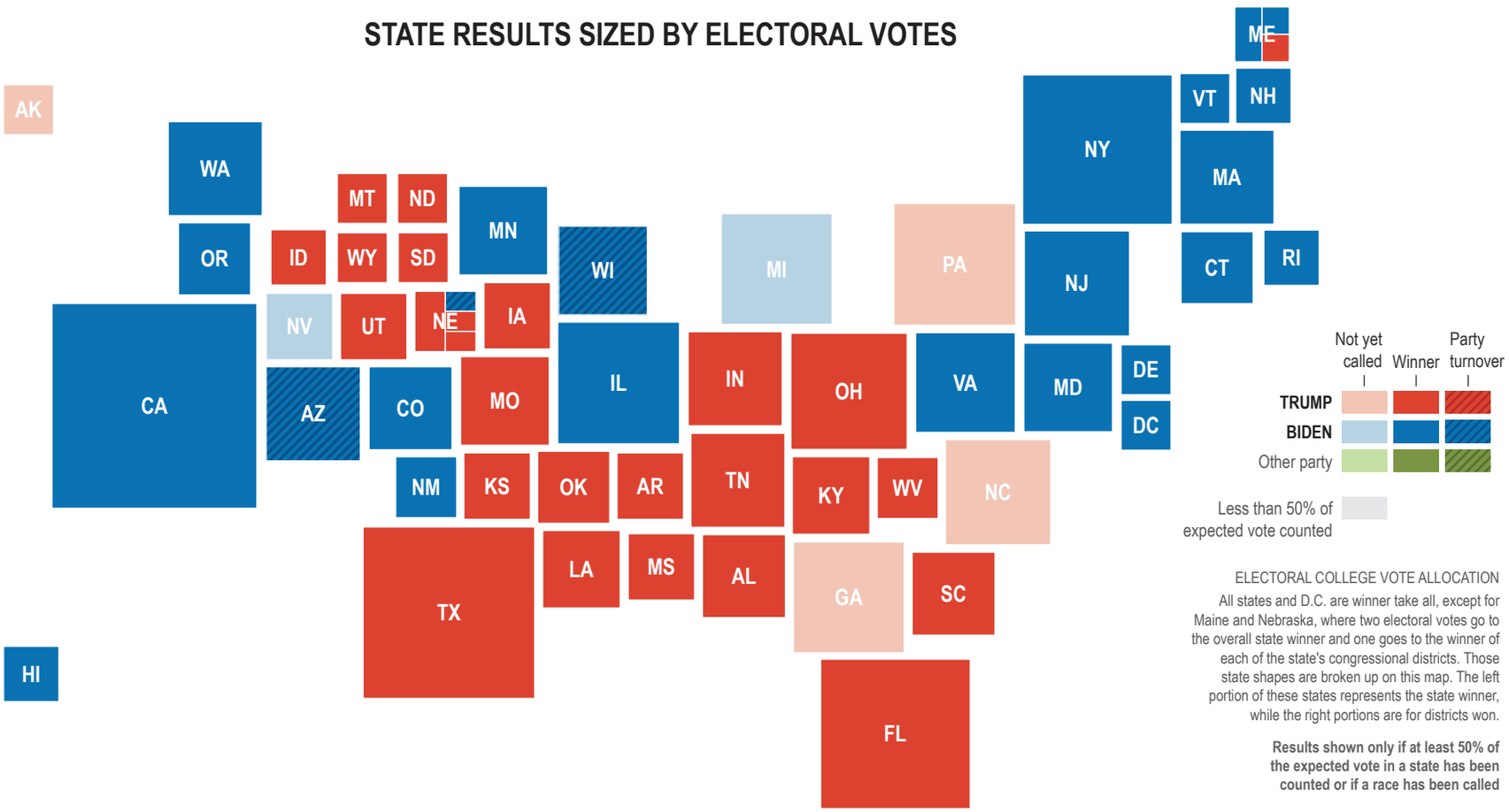

ELECTORAL COLLEGE VOTE ALLOCATION

All states and D.C. are winner take all, except for Maine and Nebraska, where two electoral votes go to the overall state winner and one goes to the winner of each of the state's congressional districts. Those state shapes are broken up on this map. The left portion of these states represents the state winner, while the right portions are for districts won.

Results shown only if at least 50% of the expected vote in a state has been counted or if a race has been called

Results as of Nov. 4 at 4 pm EST

Expected vote is an Associated Press estimate of how much of the vote in an election has been counted. It is informed by turnout in recent elections, details on votes cast in advance and – after polls close – early returns. The estimate may fluctuate as election officials report additional results and AP learns more about how many voters have cast a ballot.

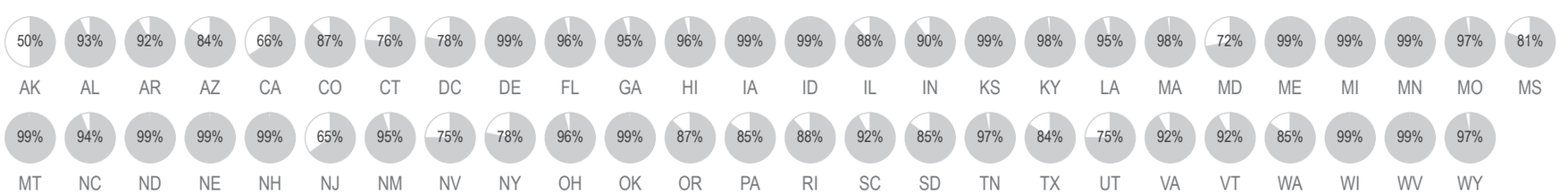

SOURCE: AP Election Research Group / Graphic: Kati Perry, Phil Holm, Andrew Milligan & Peter Hamlin

AP