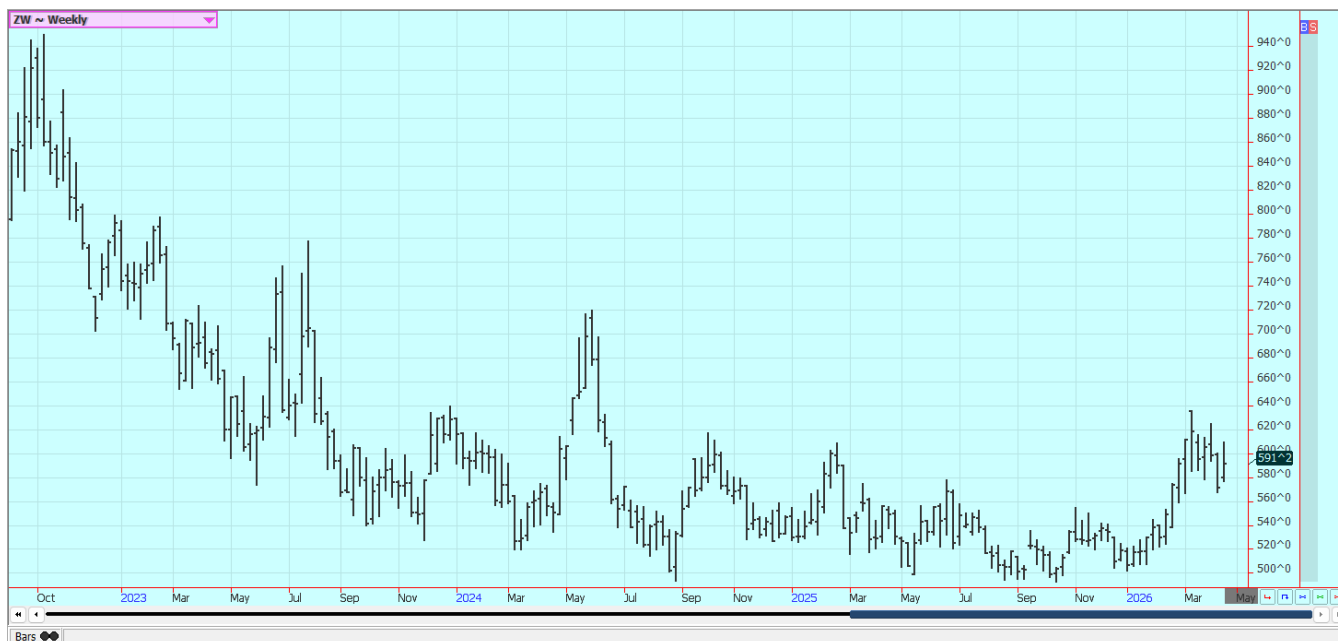


# April 20th, 2026

By Jack Scoville

Wheat: Wheat closed higher in both markets last week with KC leading the way as rains failed to fall in the western Great Plains over the weekend but more chances for rains appeared in the forecasts for later this week. The forecasts call for some rain in the next week or so but not in amounts more coverage that would save the crop. Conditions are too dry in much of the US Great Plains and too wet in the US Midwest and in western Europe for best production and quality potential. Expected rain systems this week in the Great Plains could bring relief to crops produced there. The weather is now featuring precipitation is forecast for parts of the Midwest along with variable temperatures.

## Weekly Chicago Soft Red Winter Wheat Futures

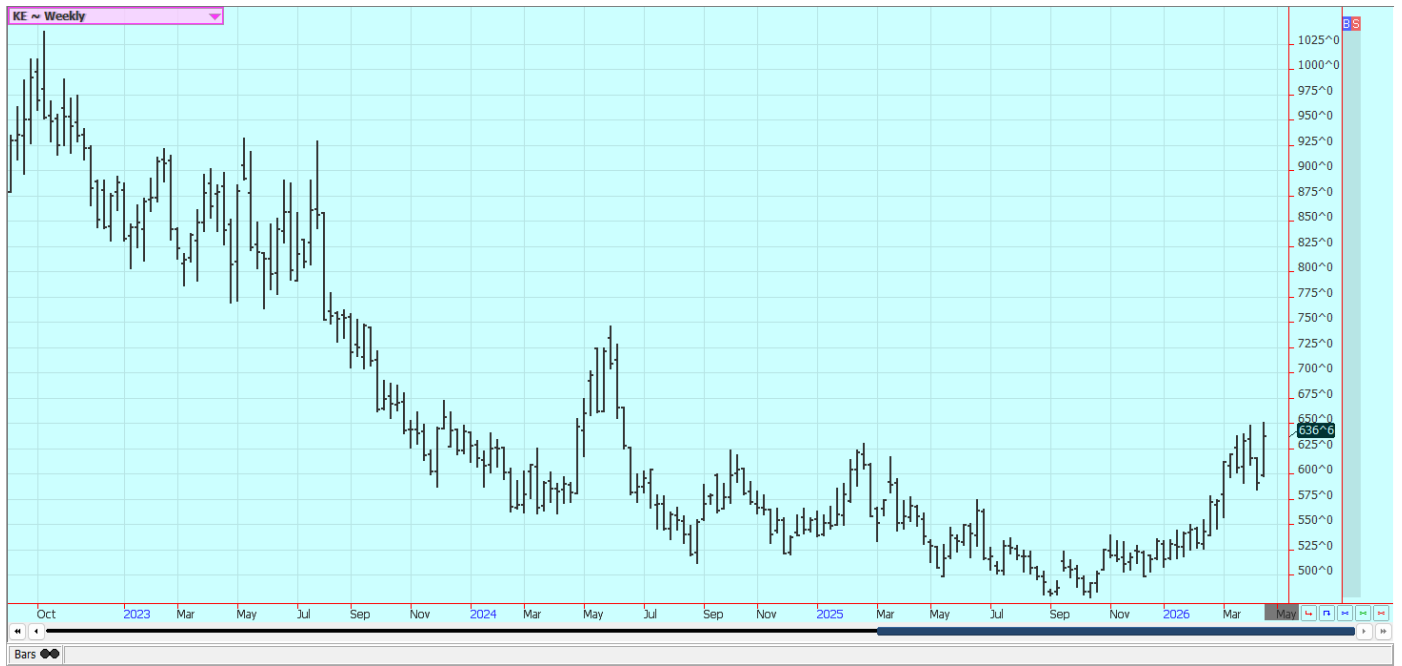


## Weekly Kansas City Hard Red Winter Wheat Futures

performance is not indicative of future results. Futures trading involves a substantial risk of loss.

Price Futures Group 141 W. Jackson Blvd. | Suite 1920

| Chicago | IL | 60604 | Tel: 312 264 4322 | 800 769 7021 | Fax: 312 264 4399 | [www.pricegroup.com](http://www.pricegroup.com)



### Weekly Minneapolis Hard Red Spring Wheat Futures

Unavaible today

Corn: Corn was slightly higher last week in correction trading as too much rain is falling in the Midwest and farmers want o start planting. There are still excessive supplies as seen in the recent USDA reports after prices were trending higher on strong demand. Temperatures in the Midwest should be generally warm for the next week. Conditions are called good in Argentina and big production is expected there. Oats were slightly lower and trends are mixed on the daily charts and mixed to on the weekly charts as the market held support areas.

### Weekly Corn Futures

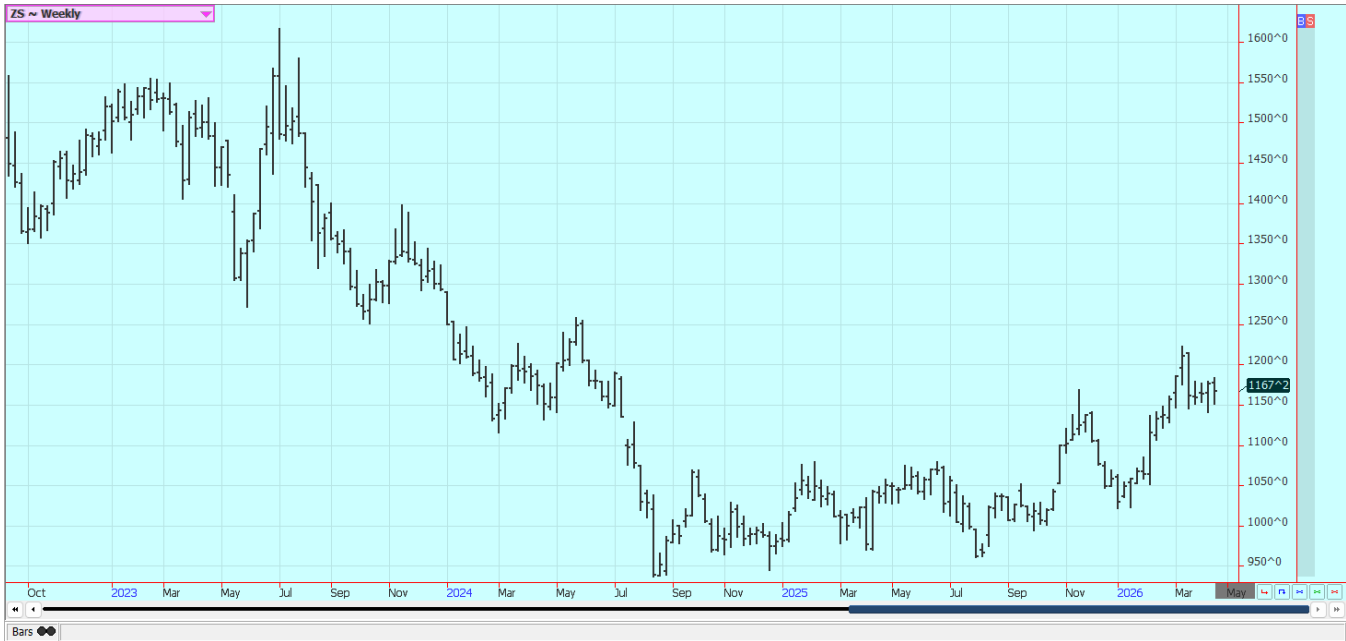
### Weekly Oats Futures

performance is not indicative of future results. Futures trading involves a substantial risk of loss.

Price Futures Group 141 W. Jackson Blvd. | Suite 1920

| Chicago | IL | 60604 | Tel: 312 264 4322 | 800 769 7021 | Fax: 312 264 4399 | [www.pricegroup.com](http://www.pricegroup.com)





### Weekly Chicago Soybean Meal Futures



Rice: Rice closed higher last week helped in no small part to the big rally seen on Friday and trends are mixed. The market failed at resistance on the daily charts a couple of days ago. Traders anticipate less production this year in the US and around the world due to low prices. USDA said that

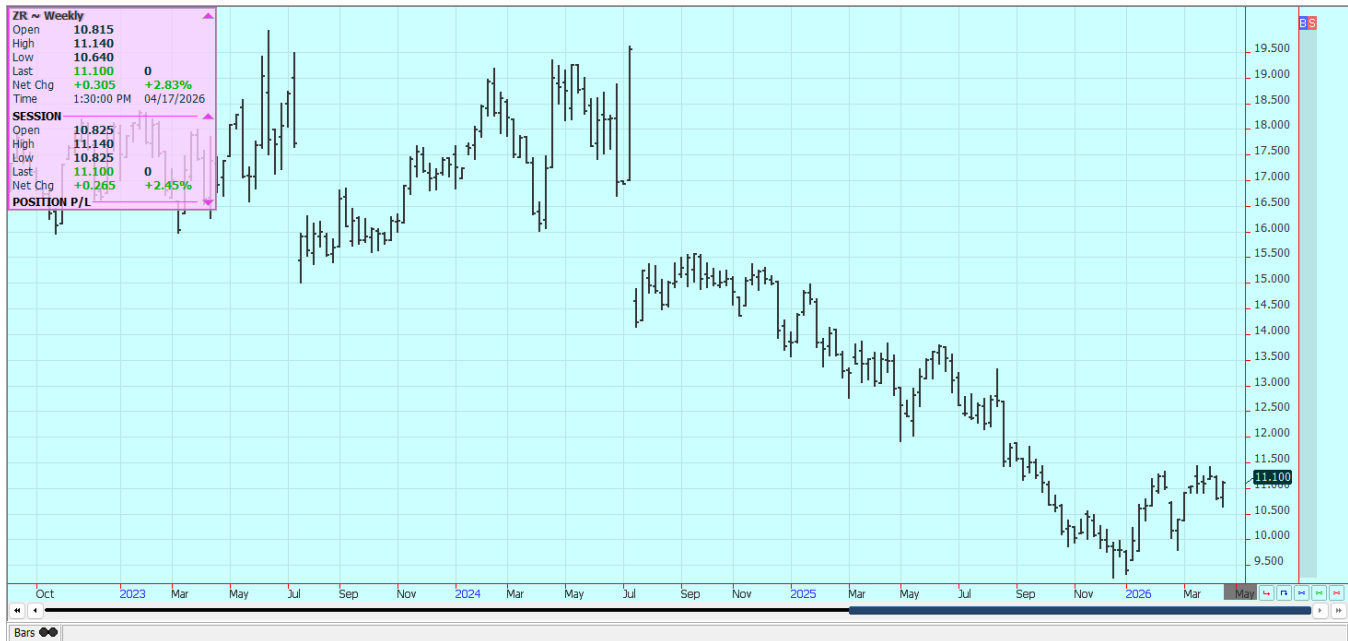
performance is not indicative of future results. Futures trading involves a substantial risk of loss.

Price Futures Group 141 W. Jackson Blvd. | Suite 1920

| Chicago | IL | 60604 | Tel: 312 264 4322 | 800 769 7021 | Fax: 312 264 4399 | [www.pricegroup.com](http://www.pricegroup.com)

Rice planted area would be about 12% less in the coming year. Demand remains moderate for US Rice but export demand has been less lately.

### Weekly Chicago Rice Futures



Vegetable Oils: Palm Oil futures was lower today on ideas of increasing production. Demand ideas are in a state of flux right now due to the war. Canola was lower yesterday.

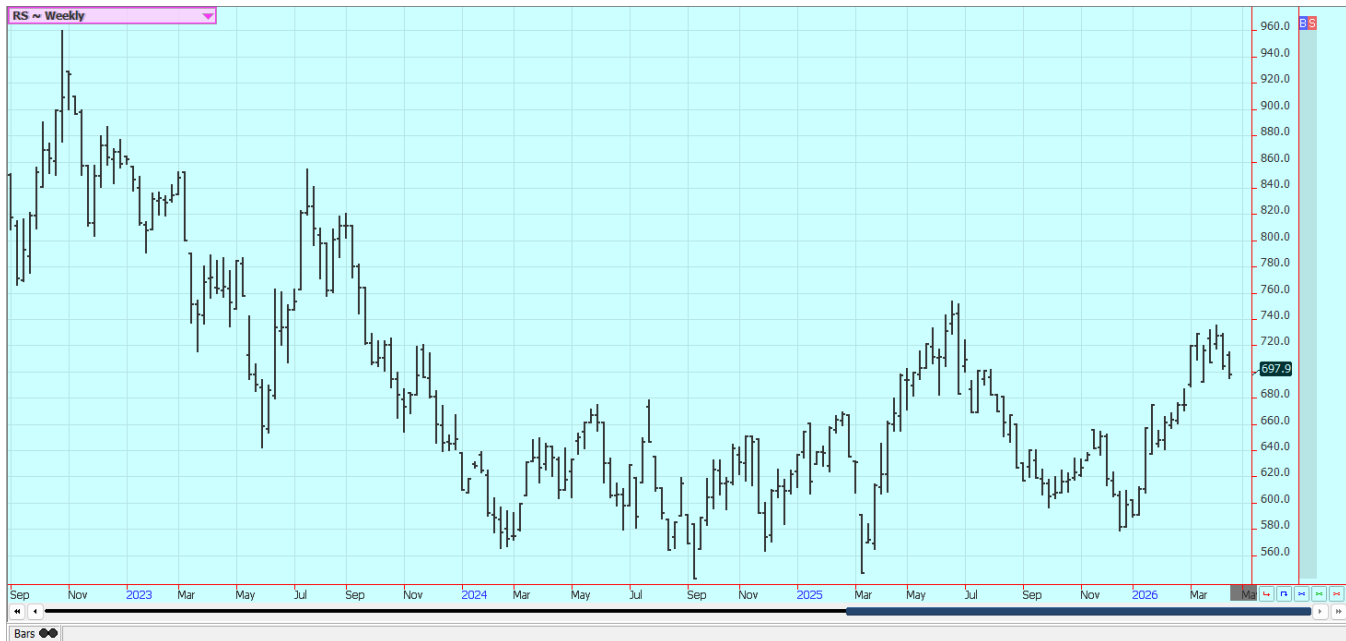
### Weekly Malaysian Palm Oil Futures:

performance is not indicative of future results. Futures trading involves a substantial risk of loss.

Price Futures Group 141 W. Jackson Blvd. | Suite 1920

| Chicago | IL | 60604 | Tel: 312 264 4322 | 800 769 7021 | Fax: 312 264 4399 | [www.pricegroup.com](http://www.pricegroup.com)





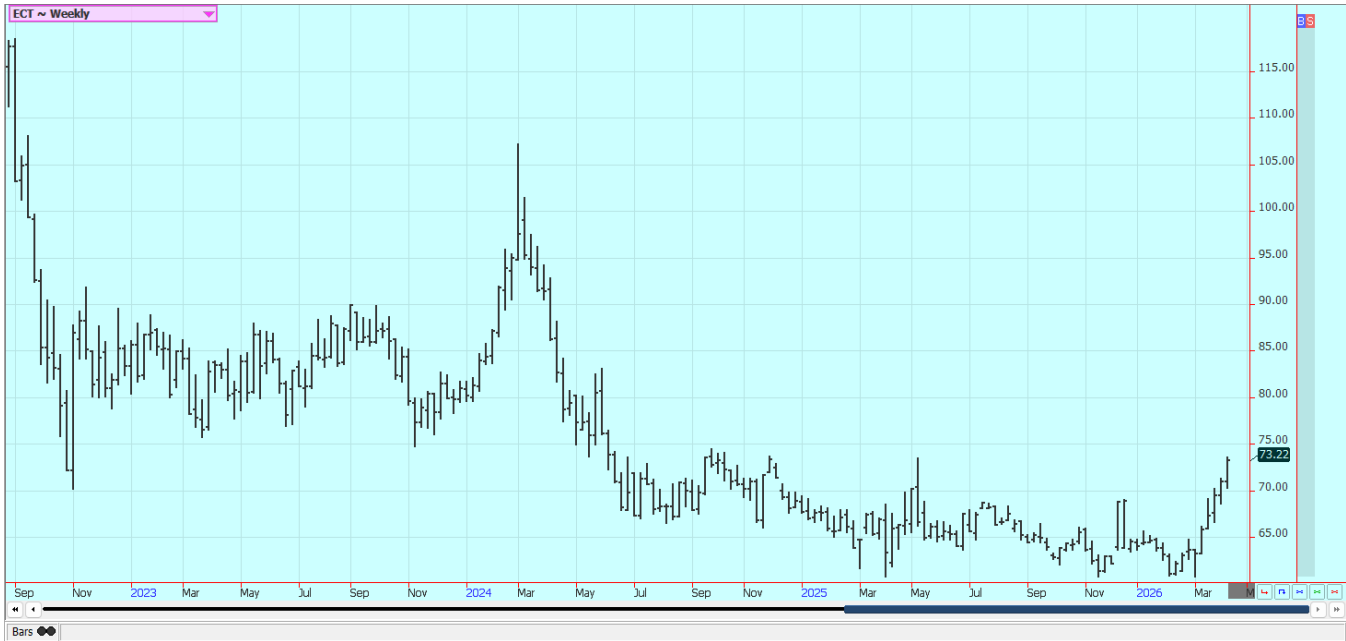
Cotton: Cotton was higher again last week as rains remain hard to find in major growing areas but are now forecast for the western Great Plains and desert southwest but not in a general way. The south looks to stay mostly dry for now with planting dates on the calendar now. The market is worried about the weather that remains hot and dry in US Cotton areas, mostly from Texas to the west, but increasingly on areas of the deep south and southeast. Overseas production in places like India and Brazil are expected to be high, but overall world production is expected by USDA to fall on reduced global planted area and reduced yields. Trends are up on the daily charts.

#### Weekly US Cotton Futures

performance is not indicative of future results. Futures trading involves a substantial risk of loss.

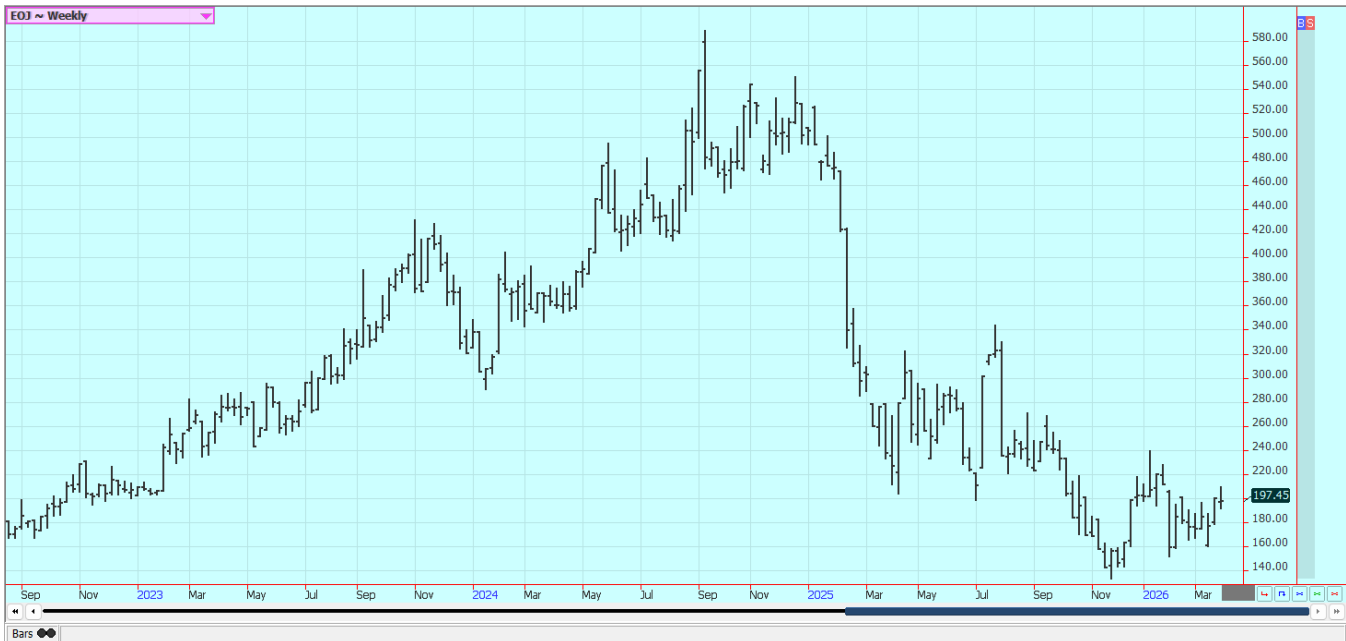
Price Futures Group 141 W. Jackson Blvd. | Suite 1920

| Chicago | IL | 60604 | Tel: 312 264 4322 | 800 769 7021 | Fax: 312 264 4399 | [www.pricegroup.com](http://www.pricegroup.com)



Frozen Concentrated Orange Juice and Citrus: Futures were lower last week on what was reported to be speculative selling. The Florida harvest is about over and isolated showers are now being reported. The weather for the next crop is dry but seasonal and some rains are starting to appear. Chart trends are down on the daily charts. The weather is considered good for production in Brazil and Mexico. Scattered showers are still reported in Brazil.

### Weekly FCOJ Futures



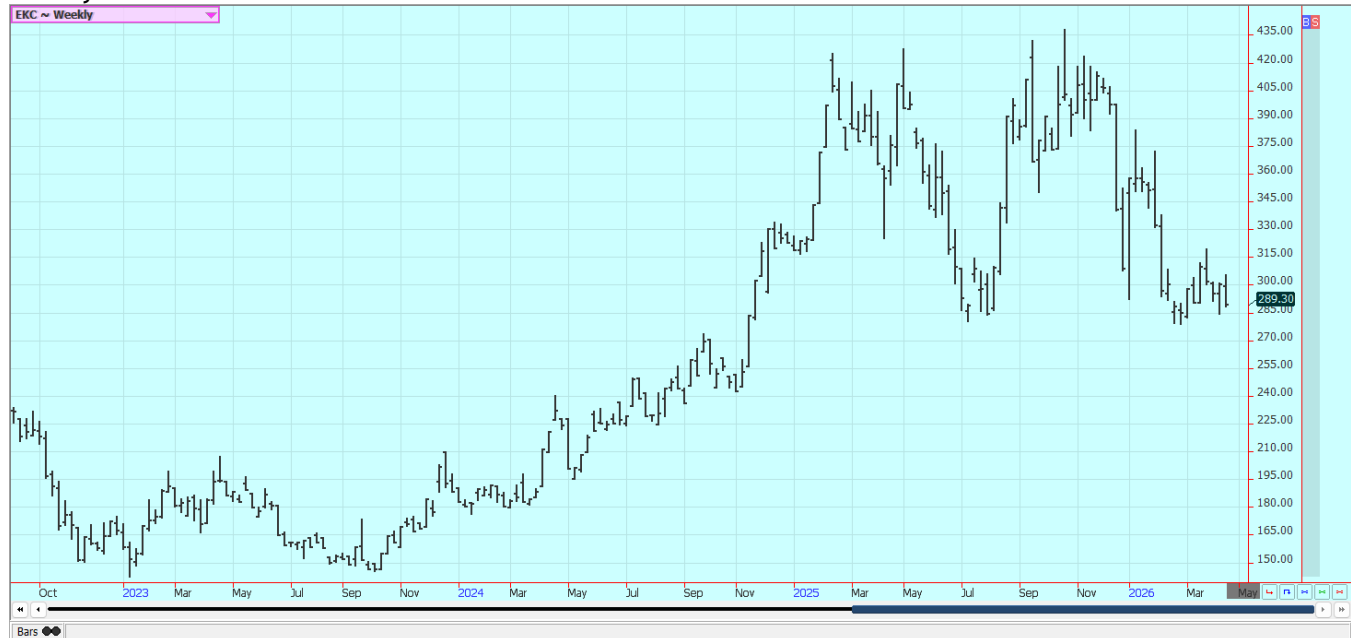
performance is not indicative of future results. Futures trading involves a substantial risk of loss.

Price Futures Group 141 W. Jackson Blvd. | Suite 1920

| Chicago | IL | 60604 | Tel: 312 264 4322 | 800 769 7021 | Fax: 312 264 4399 | [www.pricegroup.com](http://www.pricegroup.com)

Coffee: New York and London were both lower last week. The next crop is developing in South America and Asia. There are still ideas of good supplies available on the farm, but getting Coffee from the farm to the market is another problem due to the war with Iran. Brazil said exports might not improve that much in March due to shipping costs and concerns. There are reports of very good conditions in Brazil and a large crop is forecast. World production conditions are generally good. Scattered showers are being reported now to improve tree condition in Brazil. Mexico is in good condition, as is Central America. Vietnam has had scattered showers and conditions there are called good.

### Weekly New York Arabica Coffee Futures

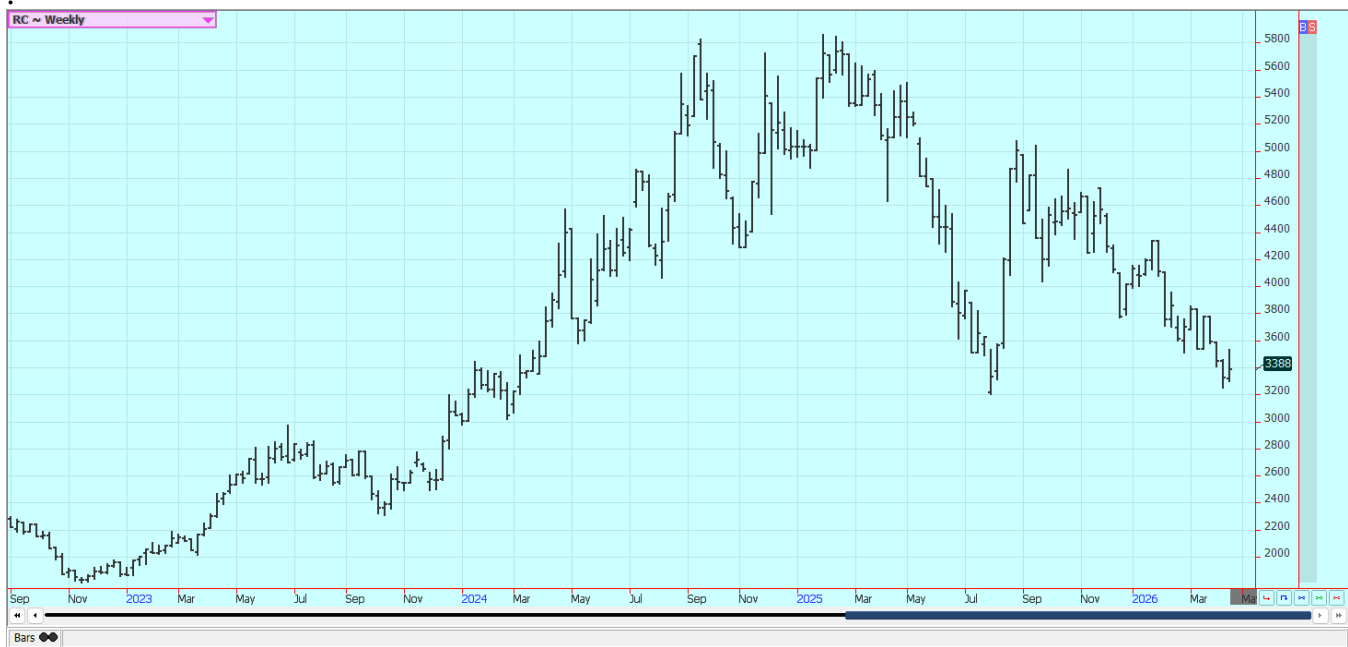


### Weekly London Robusta Coffee Futures

performance is not indicative of future results. Futures trading involves a substantial risk of loss.

Price Futures Group 141 W. Jackson Blvd. | Suite 1920

| Chicago | IL | 60604 | Tel: 312 264 4322 | 800 769 7021 | Fax: 312 264 4399 | [www.pricegroup.com](http://www.pricegroup.com)



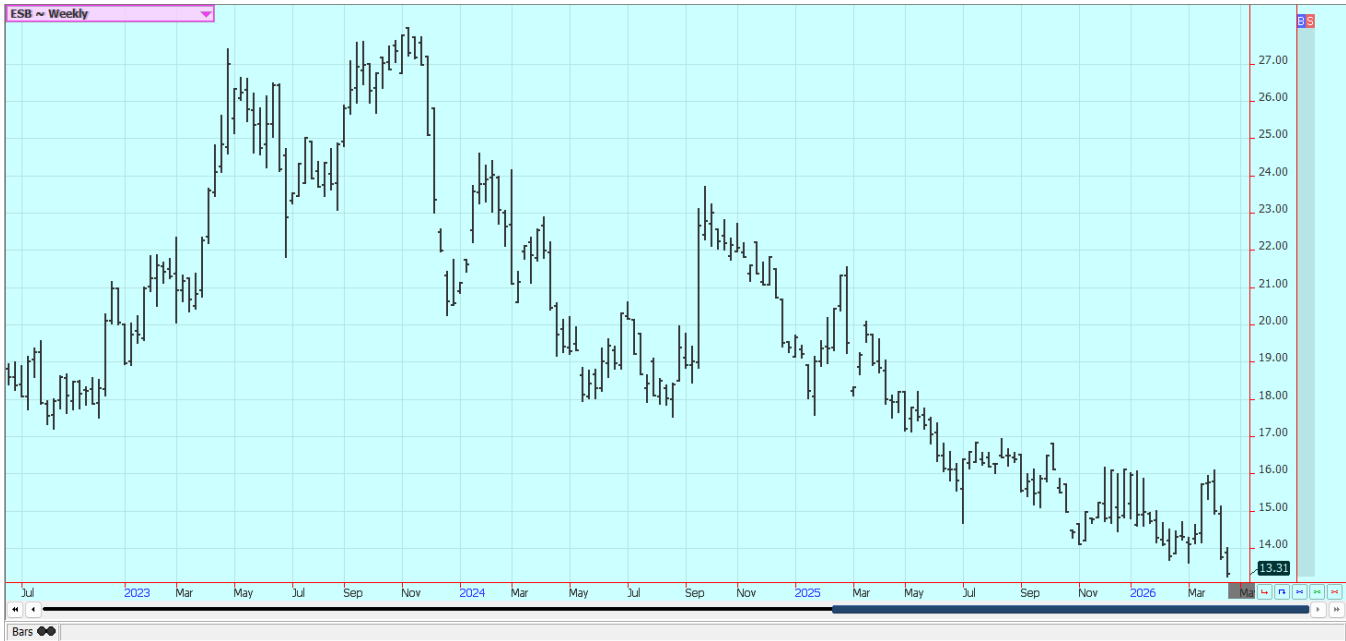
Sugar: New York and London were both higher yesterday. The war has increased world petroleum prices and could divert demand from Sugar production to production of ethanol. But some in the market expect less war in the near future. India, the world's second-largest producer, had no plans to curb sugar exports to provide downward pressure on prices. Trends are mixed on the daily charts in both markets. There are good supplies for the market from good growing conditions for cane and beets around the world. The prospect of a big global surplus in the 2025/26 season was keeping the market on the defensive but a rise in production in India and Thailand being offset by the war

#### Weekly New York World Raw Sugar Futures

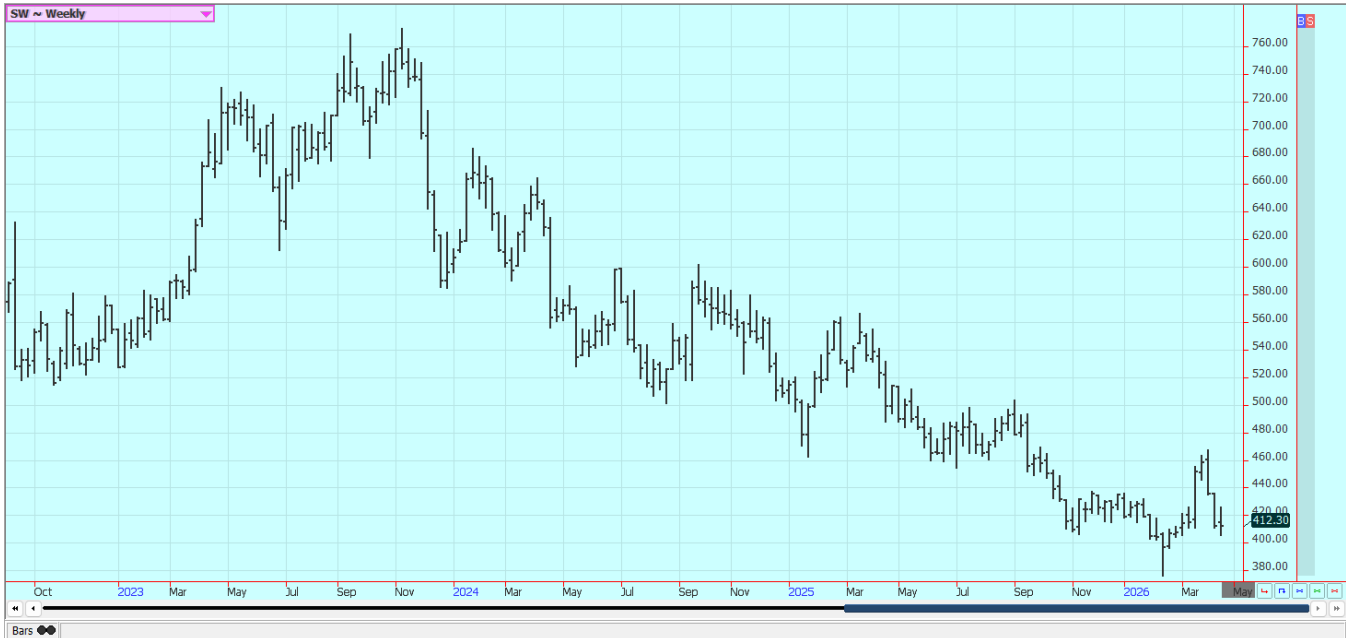
performance is not indicative of future results. Futures trading involves a substantial risk of loss.

Price Futures Group 141 W. Jackson Blvd. | Suite 1920

| Chicago | IL | 60604 | Tel: 312 264 4322 | 800 769 7021 | Fax: 312 264 4399 | [www.pricegroup.com](http://www.pricegroup.com)



### Weekly London White Sugar Futures



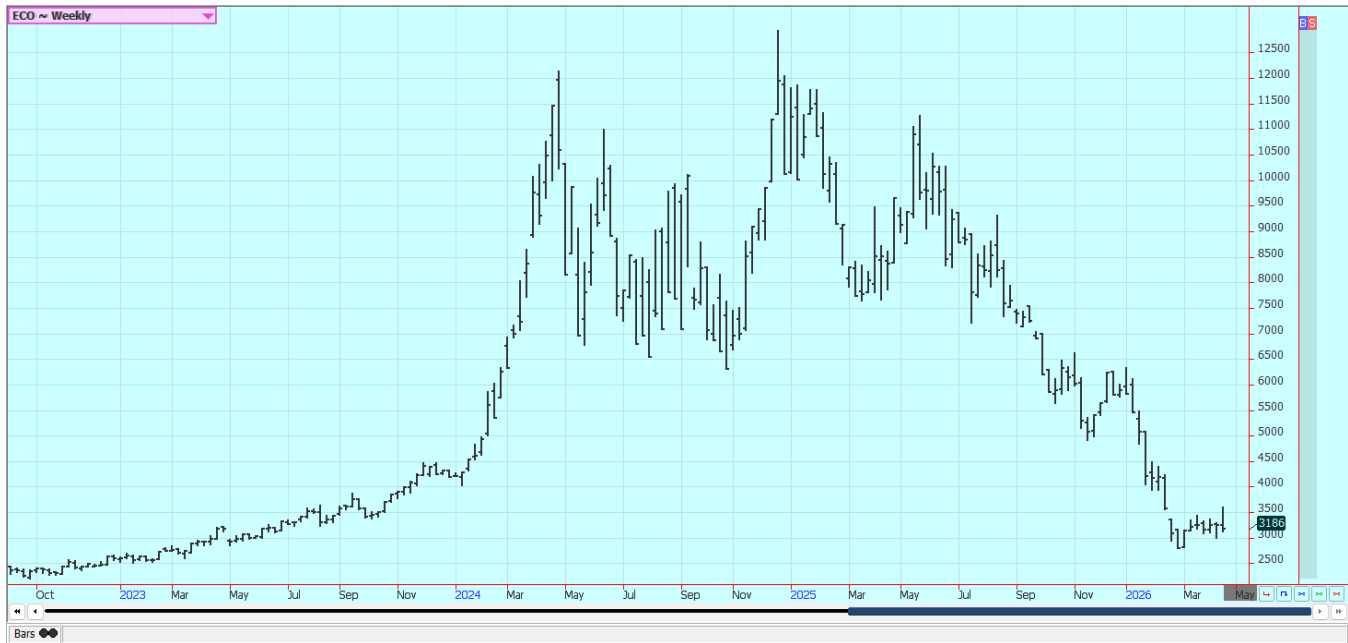
Cocoa: New York and London closed lower last week. Short term trends are mixed in both markets. A big main crop harvest has arrived in West Africa and rains have been positive for the next crop. There are still reports of increased production potential in other countries outside of West Africa, including Asia and Central America. The market feels that there is less demand due to the high prices seen last year and the lack of demand is expected to continue. Weak demand has led to a performance is not indicative of future results. Futures trading involves a substantial risk of loss.

Price Futures Group 141 W. Jackson Blvd. | Suite 1920

| Chicago | IL | 60604 | Tel: 312 264 4322 | 800 769 7021 | Fax: 312 264 4399 | [www.pricegroup.com](http://www.pricegroup.com)

build-up on unsold supplies in both Ivory Coast and Ghana, while the prospect of another global surplus in 2026/27 are real. Cocoa demand has fallen sharply after prices nearly tripled in 2024, prompting chocolate makers to reformulate ingredients and shrink the size of their bars.

### Weekly New York Cocoa Futures



### Weekly London Cocoa Futures



performance is not indicative of future results. Futures trading involves a substantial risk of loss.

Price Futures Group 141 W. Jackson Blvd. | Suite 1920

| Chicago | IL | 60604 | Tel: 312 264 4322 | 800 769 7021 | Fax: 312 264 4399 | [www.pricegroup.com](http://www.pricegroup.com)

Futures and options trading involves substantial risk of loss and may not be suitable for everyone. The valuation of futures and options may fluctuate and as a result, clients may lose more than their original investment. In no event should the content of this website be construed as an express or implied promise, guarantee, or implication by or from The PRICE Futures Group, Inc. that you will profit or that losses can or will be limited whatsoever. Past performance is not indicative of future results. Information provided on this report is intended solely for informative purpose and is obtained from sources believed to be reliable. No guarantee of any kind is implied or possible where projections of future conditions are attempted. The leverage created by trading on margin can work against you as well as for you, and losses can exceed your entire investment. Before opening an account and trading, you should seek advice from your advisors as appropriate to ensure that you understand the risks and can withstand the losses.

performance is not indicative of future results. Futures trading involves a substantial risk of loss.

Price Futures Group 141 W. Jackson Blvd. | Suite 1920

| Chicago | IL | 60604 | Tel: 312 264 4322 | 800 769 7021 | Fax: 312 264 4399 | [www.pricegroup.com](http://www.pricegroup.com)