

GAMEDAY



BOUT ON THE BAYOU

Alabama-LSU winner will remain on potential path to 12-team playoffs

Win a Mini Max Big Green Egg from Story & Lee!*

TAILGATE of the week RECIPE



Orange Delight

INGREDIENTS

- 2 (3 oz.) packages orange gelatin Jello
- 1 cup boiling water
- 1 pint orange sherbert
- 1 can (11 oz.) mandarin oranges, drained
- 1 can (20 oz.) can crushed pineapple, drained
- 1 cup miniature marshmallows
- 1 8 oz. container Cool Whip

DIRECTIONS:

Put Jello in bowl; add boiling water and stir until dissolved. Add sherbert and stir until melted. Chill 20 minutes. Then add mandarin oranges, pineapple and marshmallows, stir until evenly distributed. Add Cool Whip and fold into Jello mixture thoroughly, stir until no lumps of Cool Whip are visible. Do not beat. Pour into a 9 inch square pan that has been rinsed in cold water. Chill until firm and cut into squares. Serves 8.



This week's recipe submitted
by Margaret Farley,
Muscle Shoals, AL

Submit your recipes now and you could win \$50 if your recipe is selected.

To enter, submit your recipe to:

Tailgate Recipe Contest, 219 West Tennessee St., Florence, AL 35630 - Attn: Mara Beth Cravens

*Weekly winners are entered for grand prize drawing for a Mini Max Green Egg.



The Original American Designed Ceramic Cooker!

The World's Best Smoker & Grill!

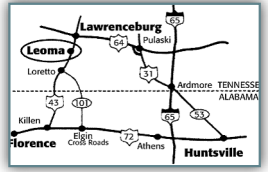
Story & Lee has the largest selection of Eggs and the lowest prices in the TN Valley.

FREE Delivery • FREE Assembly



Story & Lee
Since 1970 Furniture & Bedding

Hwy. 43 • Leoma, TN
Store Hours: Mon. thru Sat.
9 A.M. 'til 6 P.M.
(931) 852-2111
Toll Free 1-800-345-2511



www.storyandlee.com

612857-1

612876-1



Oregon State fans find their Beavers a slight favorite against San Jose State on Saturday. [MARK YLEN/THE ASSOCIATED PRESS]

THE LINE

(as of Tuesday)			
Thursday FAVORITE	TODAY	O/U	UNDERDOG
at COASTAL CAROLINA	1½	61½	Appalachian State
at EAST CAROLINA	7½	57½	Florida Atlantic
Friday			
Cal	7½	54½	at WAKE FOREST
at MEMPHIS	9½	53½	Rice
Iowa	5½	44½	at UCLA
at SAN DIEGO STATE	3½	66½	New Mexico
Saturday			
Navy	3½	57½	at SOUTH FLORIDA
Miami (Fla.)	11½	63½	at GEORGIA TECH
at TEXAS	21½	48½	Florida
at OHIO STATE	37½	53½	Purdue
Minnesota	6½	46½	at RUTGERS
at BOSTON COLLEGE	1½	53½	Syracuse
at CINCINNATI	4½	56½	West Virginia
Texas State	7½	48½	at UL MONROE
Liberty	10½	54½	at MIDDLE TENN.
UConn	6½	55½	at UAB
Marshall	13½	54½	at SOUTHERN MISS
at INDIANA	13½	49½	Michigan
Georgia	2½	54½	at OLE MISS
at NC STATE	3½	52½	Duke
Iowa State	2½	50½	at KANSAS
at OREGON STATE	2½	55½	San Jose State
Army	5½	63½	at NORTH TEXAS
Clemson	6½	53½	at VIRGINIA TECH
Colorado	3½	62½	at TEXAS TECH
at TULANE	26½	49½	Temple
at UTEP	3½	42½	Kennesaw State
South Carolina	3½	45½	at VANDERBILT
Jacksonville State	9½	55½	at LOUISIANA TECH
Western Kentucky	18½	52½	at NEW MEXICO ST.
at TENNESSEE	23½	60½	Mississippi State
at ARIZONA STATE	2½	55½	UCF
at OREGON	24½	57½	Maryland
at TCU	10½	66½	Oklahoma State
Alabama	2½	58½	at LSU
at NOTRE DAME	25½	42½	Florida State
Oklahoma	2½	41½	at MISSOURI
at BOISE STATE	24½	60½	Nevada
at PITTSBURGH	7½	57½	Virginia
at PENN STATE	13½	45½	Washington
UNLV	13½	50½	at HAWAII
Fresno State	10½	41½	at AIR FORCE
BYU	3½	40½	at UTAH
at WASHINGTON ST.	20½	69½	Utah State

GAMES ON TV

Thursday
Appalachian State at Coastal Carolina, 7 p.m., ESPN
Florida Atlantic at East Carolina, 7 p.m., ESPN2

Friday
Dartmouth at Princeton, 5 p.m., ESPNU
California at Wake Forest, 7 p.m., ACC Network
Iowa at UCLA, 8 p.m., FOX
Rice at Memphis, 8 p.m., ESPN2
New Mexico at San Diego State, 9:30 p.m., FS1

Saturday
Florida at Texas, 11 a.m., ABC
Florida at Texas (command center), 11 a.m., SEC Network
Miami at Georgia Tech, 11 a.m., ESPN
Minnesota at Rutgers, 11 a.m., NBC
Navy at South Florida, 11 a.m., ESPN2
Purdue at Ohio State, 11 a.m., FOX
Syracuse at Boston College, 11 a.m., CW
Texas State at Louisiana Monroe, 11 a.m., ESPNU
West Virginia at Cincinnati, 11 a.m., FS1
Liberty at Middle Tennessee, noon, CBSSN
Army at North Texas, 2:30 p.m., ESPN2
Clemson at Virginia Tech, 2:30 p.m., ESPN
Duke at NC State, 2:30 p.m., ACC Network
Georgia at Ole Miss, 2:30 p.m., ABC
Iowa State vs. Kansas, 2:30 p.m., FS1
Michigan at Indiana, 2:30 p.m., CBS
San Jose State at Oregon State, 2:30 p.m., CW
Colorado at Texas Tech, 3 p.m., FOX
Temple at Tulane, 3 p.m., ESPNU
South Carolina at Vanderbilt, 3:15 p.m., SEC Network
Jacksonville State at Louisiana Tech, 3:30 p.m., CBSSN
Maryland at Oregon, 6 p.m., BTN
Mississippi State at Tennessee, 6 p.m., ESPN
Oklahoma State at TCU, 6 p.m., FS1



The unbeaten Army Black Knights will march into North Texas on Saturday on ESPN2. [RICH SCHULTZ/THE ASSOCIATED PRESS]

Central Florida at Arizona State, 6 p.m., ESPN2
Alabama at LSU, 6:30 p.m., ABC
Florida State at Notre Dame, 6:30 p.m., NBC
Oklahoma at Missouri, 6:45 p.m., SEC Network
Nevada at Boise State, 7 p.m., FOX
Virginia at Pitt, 7 p.m., ACC Network
UNLV at Hawaii, 8 p.m., CBSSN
Fresno State at Air Force, 8:45 p.m., FS1
BYU at Utah, 9:15 p.m., ESPN
UC Davis at Montana, 9:15 p.m., ESPN2
Utah State at Washington State, 9:30 p.m., CW

Tuesday
Ball State at Buffalo, 6 p.m., ESPN2 or ESPNU or CBSSN
Central Michigan at Toledo, 6 p.m., ESPN2 or ESPNU or CBSSN
Western Michigan at Bowling Green, 6 p.m., ESPN2 or ESPNU or CBSSN

Wednesday
Akron at Northern Illinois, 6 p.m., ESPN2 or ESPNU or CBSSN
Eastern Michigan at Ohio, 6 p.m., ESPN2 or ESPNU or CBSSN
Kent State at Miami Ohio, 6 p.m., ESPN2 or ESPNU or CBSSN

TOP 25 SCHEDULE

Saturday
No. 1 Oregon (9-0) vs. Maryland (4-4), 6 p.m.
No. 2 Georgia (7-1) at No. 16 Ole Miss (7-2), 2:30 p.m.
No. 3 Ohio St. (7-1) vs. Purdue (1-7), 11 a.m.
No. 4 Miami (9-0) at Georgia Tech (5-4), 11 a.m.
No. 5 Texas (7-1) vs. Florida (4-4), 11 a.m.
No. 6 Penn State (7-1) vs. Washington (5-4), 7 p.m.
No. 7 Tennessee (7-1) vs. Mississippi St. (2-7), 6 p.m.
No. 8 Indiana (9-0) vs. Michigan (5-4), 2:30 p.m.
No. 9 BYU (8-0) at Utah (4-4), 9:15 p.m.
No. 10 Notre Dame (7-1) vs. Florida St. (1-8), 6:30 p.m.
No. 11 Alabama (6-2) at No. 14 LSU (6-2), 6:30 p.m.
No. 12 Boise St. (7-1) vs. Nevada (3-7), 7 p.m.
No. 17 Iowa St. (7-1) at Kansas (2-6), 2:30 p.m.

No. 18 Army (8-0) at North Texas (5-3), 2:30 p.m.
No. 19 Clemson (6-2) at Virginia Tech (5-4), 2:30 p.m.
No. 20 Washington St. (7-1) vs. Utah St. (2-6), 9:30 p.m.
No. 21 Colorado (6-2) at Texas Tech (6-3), 3 p.m.
No. 23 Pittsburgh (7-1) vs. Virginia (4-4), 7 p.m.
No. 24 Vanderbilt (6-3) vs. South Carolina (5-3), 3:15 p.m.

Alabama at LSU

When: 6:30 p.m. Saturday

TV/radio: ABC/FM-93.9, AM-920

Records: No. 11 Alabama (6-2, 3-2 SEC), No. 14 LSU (6-2, 3-1)

The series: Alabama leads 56-27-5.

Four-down territory

1. Must-win situation: It's no secret Alabama needs some lucky bounces to go its way to make the college playoff. A win on the road against LSU would look good on the resumé. A loss essentially ends the playoff hopes. That's a lot of pressure. "Unfortunately, we have less wiggle room, and our backs are to the wall, so we're going to fight," Alabama coach Kalen DeBoer said. "Each and every day we're going to fight, scratch and claw like you've never seen, and that continues on this week."

2. On the road again: The Crimson Tide is 1-2 in road games this season. Alabama returns to Baton Rouge, where it lost in 2022. A night game in Death Valley is not the optimal environment Alabama wants to have in a game that could decide its playoff fate. "When you look at those opportunities that we've had on the road, we need to play better and I think that comes down to simple execution," Alabama offensive coordinator Nick Sheridan said. "I think, making sure as a staff, we're putting them in a position to play fast and play confident."

3. A different animal: Alabama's defense can point to the shutout win over Missouri two weeks ago as a sign of improvement. But it came against a team struggling with an identity and whose starting quarterback was injured. It's going to be a different story with LSU quarterback Garrett Nussmeier, who has a 62% completion percentage and has thrown for under 300 yards just twice. He's No. 7 in the nation in passing yards (2,627) and tied for eighth with 20 TD passes.

4. Make 'em run it: While LSU is one of the top passing offenses in the country, the run game is one of the worst. The Tigers are all the way back at No. 111 with a run offense that has 922 yards and averages just over 4 yards per carry. Alabama's task is to put the clamps down on Nussmeier and pressure him. That's not so easy. He's been sacked just four times. He has thrown nine interceptions, so there's another way Alabama can get to Nussmeier.



Germie Bernard has 14 catches for 243 yards in Alabama's last three games. [VASHA HUNT/THE ASSOCIATED PRESS]

Key matchup

Alabama DB Malachi Moore vs. LSU DB Ashton Stamps

In a big game like this one, you want your top defensive secondary players to shine. For Alabama, it's Moore, who has five years of experience. He leads the defense with five passes defended, is tied for the team lead with two interceptions and is third in tackles. Stamps is the big-play man for the Tigers with seven passes defended and has 29 tackles.

Player of the week

Germie Bernard, WR

LSU is susceptible with its pass defense but has given up just seven passing TDs. Bernard has been

dependable of late with 14 catches for 243 yards in the last three games. He has vaulted to second on the team with 463 yards.

By the numbers

3: Through the first three games, Jalen Milroe threw eight touchdown passes. He has just one in each of the last three.

4: LSU has allowed four sacks all season, two of which came against Texas A&M two weeks ago.

4: Ryan Williams needs four more touchdown catches to tie the freshman school single-season record (11 by Amari Cooper in 2012).

54: A year ago, LSU's scoring defense was ranked 99th in the nation at this

point of the season. It's 54th today.

Prediction

LSU 28, Alabama 24

Alabama doesn't look like the Alabama of old. That's understandable. Nick Saban's teams stoked doubt, and in some cases fear, in other teams. No one is scared of Alabama anymore. Some of it has to do with Kalen DeBoer not having the same intimidation factor as Saban. But this team isn't disciplined (69 penalties) and you get the sense this team doesn't have the swagger of Tide teams the past two decades. The talent is there, but not everyone is on the same page.

— Edwin Stanton

South Carolina sparks another late surge

By Pete Iacobelli
The Associated Press

COLUMBIA, S.C. — Another November and another late surge for South Carolina and coach Shane Beamer.

The Gamecocks (5-3, 3-3 Southeastern Conference) have made it a habit to finish with flash in most of Beamer's four seasons.

In Beamer's first year of 2021, the over-matched Gamecocks beat SEC powers Florida and Auburn down the stretch in the regular season and finished with a victory over North Carolina in the Duke's Mayo Bowl.

A season later, South Carolina went even bigger by topping a pair of Top 10 teams in consecutive weeks in No. 5 Tennessee and No. 8 Clemson, ultimately ruining both teams' chances of making the College Football Playoff.

The Gamecocks look like they're at it once more. They followed a landmark win at Oklahoma with another decisive 44-20 beatdown of then-No. 10 Texas A&M.

"I tell the players every year that it would be a shame if we're the same team



South Carolina coach Shane Beamer started this November with a 24-point beatdown of then-No. 10 Texas A&M. [ARTIE WALKER JR./THE ASSOCIATED PRESS]

in September that we are in November," Beamer said.

Apparently, the Gamecocks are listening and hope to carry that into No. 24

Vanderbilt on Saturday.

South Carolina was inconsistent and badly beaten at home in a 27-3 loss to then-No. 12 Ole Miss in early October.

But it's come back to win two straight in the SEC including wiping out the Aggies.

"I think we were just rolling in that game," South Carolina offensive lineman Cason Henry said. "We were blowing them off the ball as the game went on."

Heady stuff for a team picked 13th in the super-sized, 16-team SEC during the summer.

The Gamecocks have had plenty of teetering points this season, going from the high of a September win at Kentucky (31-6) to the disappointment of close, last-minute defeats vs. LSU and Alabama.

LSU, then No. 16, trailed 17-0 yet rallied for a 36-33 win. A month later, South Carolina led at No. 7 Alabama 19-14 entering the final quarter before losing 27-25 on a Crimson Tide interception as time ran out.

It's hard to escape this truth: Finish in both those games and it's South Carolina competing for a spot in the SEC title game and College Football Playoff.

"You don't want to dwell on the past," linebacker Debo Williams said. "But I'm human, right? You do think about it and where we'd be. But that's made us even hungrier."

SCORE YOUR WINNING LOOK!



380 Seville St., Florence (next to Kohl's)
256-767-6389 • www.woodfloorstore.net

"North Alabama's #1 Full Service Flooring Store"

611141-1



**Avoid the Crowd
and Get
Black Friday
Savings
Starting Now!**

**Buy One Get One
FREE
Recliners**



Starting at
\$599*

*Assortments
may vary.

**20% OFF
ALL LAMPS
and
MATTRESSES**

**10% OFF
ANYTHING
IN STORE**

(not to be combined with
other offers)

LACKEY'S FURNITURE
3211 Florence Blvd, Florence
256-764-7815

617190-1

Mississippi State at Tennessee

When: 6 p.m. Saturday

TV/radio: ESPN/FM-93.9, AM-920

Records: Mississippi State (2-7, 0-5 SEC), No. 7 Tennessee (7-1, 4-1)

The series: Tennessee leads 29-16-1.

Four-down territory

1. Top tier: Tennessee is ranked in the FBS top 10 in 12 major categories, including third-down defense (first), yards per play allowed (second), red-zone defense (third), kickoff return defense (third), total defense (fourth), scoring defense (fifth), rushing defense (sixth), rushing offense (seventh), first downs allowed (ninth), tackles for loss (ninth), punt return average (10th) and total offense (ninth).

2. I know you: Tennessee's Josh Heupel and Mississippi State's Jeff Leiby coached together at UCF from 2018-19. Leiby was the QB coach in 2018 and the QB coach/OC in 2019. Leiby was also a student assistant when Heupel was at Oklahoma from 2002-06. Mississippi State running backs coach Anthony Tucker served as the running backs coach at UCF under Heupel from 2018-20. MSU tight ends coach Jon Cooper worked with Heupel as an offensive GA at Utah State (2015), an offensive analyst at Missouri (2016-17) and as the tight ends coach at UCF (2018-19).

3. Max effort: It's been a struggle of late for kicker Max Gilbert. He missed three field goals last week and was 1-of-3 against Alabama. The Alabama misses were from 53 and 50 yards. Gilbert was 11-of-12 leading up to those games. "For him, he's got to reset from kick to kick, and from week to week," Heupel said. "He will find his groove and get his sweet spot and go play ball."

4. All signs point to a win: Tennessee has won 18 of its last 19 games at home. Of the 23 wins under Heupel at Neyland Stadium, 18 were by double digits. The Vols' 18 home wins since the start of the 2022 season are tied for third in the nation during that span. Tennessee has won nine straight night games at home and six straight overall. A win Saturday would secure a perfect home record for the second time in three seasons.

Key matchup

Tennessee WR Bru McCoy vs. MSU WR Kevin Coleman Jr.

The Vols use multiple weapons at



Tennessee receiver Bru McCoy and the Vols will try to keep Mississippi State at arm's length this week. [WADE PAYNE/THE ASSOCIATED PRESS]

receiver, but McCoy is at the top of the list of dependable playmakers. He leads the team with 25 catches, and he's second in yards with 345. Coleman is one of the best receivers in the SEC with 688 yards (sixth in the league) and five touchdowns.

Player of the game

Dylan Sampson, RB

Mississippi State is last or next to last in just about every run defense category. Sampson is the SEC's leading rusher and No. 9 in the nation. This is a nightmare scenario for the Bulldogs. Sampson could

easily pick up his eighth 100-yard game this season.

By the numbers

19: Dylan Sampson's 19 rushing touchdowns leads the SEC and is a school single-season record.

5: Tennessee has allowed five plays of more than 30 yards all season, which is fewest in the nation.

100: This is Tennessee's 100th homecoming game and have a 76-20-3 record.

1991: Mississippi State's last victory at Neyland Stadium was in 1991.

Prediction

Tennessee 42, Mississippi State 6

It's final SEC home game for the Vols and they should make it a cakewalk. There will be some great concerns if they struggle like they did with Kentucky last week. It would be easy to forgive the Vols if they get distracted. A clash with Georgia in Athens is up next and a showdown with a dangerous Vanderbilt team looms large. Too much is at stake, though, and MSU isn't a team that's going to walk into Knoxville and pull off the upset.

— Edwin Stanton

UNA at Southern Utah

When: 2 p.m. Saturday

TV/radio: ESPN+/FM-98.3, FM-103.5

Records: UNA (3-6, 3-2 UAC), Southern Utah (4-5, 3-2)

The series: UNA leads 1-0.

Four-down territory

1. Returning to where it all began: Cedar City, Utah, is the place UNA played its first Division I game and secured its first DI win. The Lions came out on top 34-30 on Sept. 9, 2018. Dexter Boykin caught the go-ahead 1-yard touchdown from Christian Lopez with 12 seconds left. Lopez's previous two passes were intercepted, but Southern Utah was called for a pass interference each time. Lopez finished with 350 passing yards and three touchdowns. He also ran for 105 yards and a score. It remains one of only a couple of notable DI wins for the program. The other? When the Lions beat No. 10 Abilene Christian 47-34 on Oct. 12 this season.

2. Another top back: This will mark the third game UNA gets to face one of the top running backs — statistically speaking — in the FCS. Targhee Lambson leads the division with 1,431 rushing yards and 17 rushing touchdowns. The Lions have already faced Tarleton State's Kayvon Britten (1,420 yards) and Central Arkansas' ShunDerrick Powell (1,177 yards), who currently rank second and third, respectively. Britten ran for 273 yards and four TDs against UNA, while Powell rushed for a season-low 70 yards. Which defense will Lambson see?

3. Which one? Will the Lions be Dr. Jekyll as they were during their three-game win streak or will they be Mr. Hyde, who has often appeared in their seven losses? During UNA's three wins, it is averaging 44 points with one total turnover. In their losses, the Lions average less than 16 points and three turnovers (21 total). Opponents are averaging 12 more points, too, in those losses.

4. Breaking it up: With the way the past couple of weeks have gone for UNA, perhaps it's best it has its second bye week coming up before its season finale at Eastern Kentucky on Nov. 23. The thing is, the Lions are 1-6 in games following the off week since moving to Division I. But sometimes you got to take the good with the bad and one final reset might not be the worst thing.



Takairee Kenebrew has not recorded a 100-yard game or scored a touchdown since September. [DAN BUSEY/TIMESDAILY]

Key matchup

UNA WR Takairee Kenebrew vs. Southern Utah S George Ramirez

Kenebrew leads the Lions with 549 receiving yards on 37 catches to go along with three touchdowns. But the seventh-year player hasn't had a 100-yard outing since Sept. 14 at UT Martin (173 yards) and hasn't gotten in the end zone since Sept. 28 at West Georgia. Ramirez, meanwhile, leads the Thunderbirds with 69 tackles to go along with two interceptions, which has come in the last three games.

Player of the week

Jackson Bratton, LB

A neck issue kept Bratton out of last

week's Austin Peay game. He could play at Southern Utah. He could not. But when he was out, Austin Peay's Austin Smith casually dropped 406 passing yards on UNA. Bratton leads UNA in tackles for loss (8 ½) and sacks (3). He's also the third-leading tackler (54).

By the numbers

5,796: The number of feet Southern Utah's football stadium is above sea level. Only three other Division I stadiums are higher: Wyoming (7,215), Northern Arizona (6,980) and Air Force (6,620).

1,708: The number of miles between

UNA's campus and Southern Utah's.

6: The number of consecutive losing seasons for the Lions.

1: UNA's FCS ranking in turnovers lost. The Lions are tied with Mississippi Valley State with 22.

21: The number of touchdowns UNA has scored in the red zone. It's had 39 chances.

Prediction

Southern Utah 30, UNA 21

You never really know which version of UNA you're going to get.

— David Glovach



UConn is diving towards its first winning season since 2010. [UCONN ATHLETICS]

This week's SEC, state games

Florida at No. 5 Texas

When: 11 a.m. Saturday

TV: ABC

Records: Florida (4-4, 2-3 SEC), Texas (7-1, 3-1)

The series: Texas leads 2-0-1.

The lowdown: All three of the meetings came before World War II. Texas beat Florida 12-0 in 1929. Florida returned the favor the next year 26-0. And the

tie? That was a 7-7 shootout in 1924. ... The Longhorns are coming off a bye after escaping Nashville a 27-24 win over upstart Vanderbilt on Oct. 26. ... The Gators lost 34-20 to No. 2 Georgia in Jacksonville last week that had plenty of extracurricular activity in the stands. You've probably seen the videos by now. ... Florida QB DJ Lagway left the "World's Largest Outdoor Cocktail Party" on a

cart with a hamstring injury. Coach Billy Napier hasn't ruled him out of the Texas matchup. ... The Longhorns are 21-4 in their last 25 games. The four losses were to teams ranked 12th or higher.

UConn at UAB

When: 1:30 p.m. Saturday

TV: ESPN+

Records: UConn (6-3), UAB (2-6)

The series: First meeting.

The lowdown: UAB quelled the Tulsa Golden Hurricane last week, scoring the first 45 points in a 59-21 victory. ... Jalen Kitna was 25-of-32 passing for 404 yards and six touchdowns, while Kam Shanks racked up 311 all-purpose yards with four scores. ... Shanks had 153 yards receiving



Jaxson Dart flexed on the Ole Miss record book last week courtesy of Arkansas. [MICHAEL WOODS/THE ASSOCIATED PRESS]



Florida coach Billy Napier didn't rule out quarterback DJ Lagway against Texas earlier in the week. [JOHN RAOUX/THE ASSOCIATED PRESS]

SEC

From Page G8

with three scores, 139 yards on punt returns with a TD and 19 rushing yards. ... Shanks' 311 all-purpose yards were the most in FBS this season. ... Kitna's six touchdowns set a school FBS record. ... UConn is playing in the state of Alabama for the first time since a 20-7 win over South Carolina in the January 2010 PapaJohns.com Bowl at Legion Field. ... The Huskies are closing in on their first winning season since 2010 when they lost to Oklahoma in the Fiesta Bowl. Twice over the last 14 years, they were 6-6 before losing a bowl game. ... UConn ran for 271 yards in its home finale last week, a 34-27 win over Georgia State. ... UAB ranks 129th in the 133-team FBS in rushing defense.

Alabama A&M at Arkansas-Pine Bluff

When: 2 p.m. Saturday

TV: SWAC Digital

Records: Alabama A&M (3-5, 1-3 SWAC), Arkansas-Pine Bluff (3-6, 2-3)

The series: A&M leads 20-7.

The lowdown: The Bulldogs are trying to snap a two-game losing streak. ... A&M fell 25-20 at home last week to Southern, which scored with 1:12 remaining to take the lead. ... Bulldogs QB Xavier Lankford ran for a season-high 93 yards and two touchdowns, but was just 15-of-32 passing for 169 yards with an interception



Alabama A&M quarterback Xavier Lankford is nearing 3,000 passing yards for his career. [ALABAMA A&M ATHLETICS]

... Lankford is 107 passing yards shy of reaching 3,000 for his career. ... The Golden Lions mustered just 217 yards offense in last week's 41-3 loss to Jackson State. UAPB still averages 25 points and 344 yards per game. ... Prairie View opened the season with a 70-0 loss to Arkansas with 130 yards offense and a 73-0 win over Arkansas Baptist with

670 yards offense. ... The Bulldogs own four straight wins in the series after last year's 31-24 victory.

No. 2 Georgia at No. 16 Ole Miss

When: 2:30 p.m. Saturday

TV: ABC

Records: Georgia (7-1, 5-1 SEC), Ole Miss (7-2, 3-2)

The series: Georgia leads 33-12-1.

The lowdown: Ole Miss is 25-3 at home since 2021. ... Georgia plays its final road game of the season. ... Jordan Watkins broke an Ole Miss school record with 254 receiving yards and five receiving touchdowns in last week's 63-31 victory at Arkansas. He did so on eight catches. ... Jaxson Dart set a school record with 515 passing yards and 562 yards of total offense, but only tied the mark with six passing TDs. ... Take a seat, Archie Manning. He had the record with 540 passing yards against Alabama in 1969. ... Move over, Eli Manning and Matt Corral. They also had six TD passes (Manning vs. Arkansas in 2001, Corral vs. Vanderbilt in 2020). ... The Bulldogs are traveling to Ole Miss for just the 17th time with the most recent in 2016. ... UGA has won 12 of the last 13 meetings with the loss in 2016 in Oxford, 45-14. ... Last year, the Bulldogs dropped 611 yards offense on 61 plays and ripped the Rebs 52-17. ... Carson Beck threw for 309 yards and two touchdowns in Georgia's 34-20 win over Florida last week.

South Carolina at No. 24 Vanderbilt

When: 3:15 p.m. Saturday

TV: SECN

Records: South Carolina (5-3, 3-3 SEC), Vanderbilt (6-3, 3-2)

The series: South Carolina leads 29-4.

The lowdown: Vanderbilt is bowl eligible for the first time since 2018. ... By

SEE SEC, G10



Tre Stewart is looking for his third straight 200-yard rushing game when Jacksonville State heads to Louisiana Tech. [JACKSONVILLE STATE ATHLETICS]

SEC

From Page G9

vanquishing Auburn 17-7 last week, the Commodores have wins over both Alabama and the Tigers in the same season for the first time since 1955. ... Carolina's three losses were all to ranked teams with two decided on the game's final play. ... The Gamecocks are playing their fifth game against a ranked team. ... Carolina, after setting a school record with nine sacks at Oklahoma, tallied three in last week's home upset of Texas A&M. ... USC has 31 sacks in eight games after posting 21 in 12 games last year. ... The Carolina school record is 43, set in 2012. ... Kyle Kennard is second in the SEC and seventh in the nation with 8.5 sacks. ... The Gamecocks own a 15-game winning streak against the Commodores by a combined score of 430-220. ... Five of the 14 were decided by seven points or less. Last year's 47-6 tally was the largest margin of the bunch.

Jacksonville State at Louisiana Tech

When: 3:30 p.m. Saturday
TV: CBSSN
Records: Jacksonville State (5-3, 4-0 Conference USA), Louisiana Tech (3-5, 2-3)
The series: Tied 1-1.
The lowdown: Jacksonville State owns a five-game winning streak and is trying



Diego Pavia has Vanderbilt bowl eligible for the first time since 2018 after helping the Commodores beat both Auburn and Alabama for the first time since 1955. [BUTCH DILL/THE ASSOCIATED PRESS]



The last time Oklahoma played Missouri, Landry Jones was leading the Sooners' offense. [ALONZO ADAMS/THE ASSOCIATED PRESS]

to become bowl eligible for the second straight season. ... Tre Stewart, with 232 yards rushing and four touchdowns in a 31-21 win last week at Liberty, became the first JSU player to have consecutive 200-yard games since 2015. ... Louisiana Tech is playing its first Saturday game since September. The Bulldogs have alternated wins and losses over their last four games with the first on a Thursday and the last three on Tuesdays. ... The

Gamecocks are also back on Saturday for the first time since September. They had one Friday and three Wednesdays. ... Louisiana Tech ranks 14th nationally in total defense. ... Tech redshirt senior Tru Edwards has 566 of his 850 career receiving yards this season. ... Louisiana Tech hasn't been proficient at picking homecoming opponents. The Bulldogs haven't won a homecoming since 2020, though they're 70-26-2 in homecoming

games since 1925. ... Jacksonville State last played at Louisiana Tech in 1939, losing 39-0. The Gamecocks beat the Bulldogs 56-17 last year.

Oklahoma at Missouri

When: 6:45 p.m. Saturday
TV: SECN
Records: Oklahoma (5-4, 1-4 SEC), Missouri (6-2, 2-2)
The series: Oklahoma leads 67-24-5.
The lowdown: The Sooners and Tigers meet for the first time since their Big 12 days. OU won the last meeting 38-28 in 2011. ... Mizzou has won just twice in the last 22 meetings, a run that includes a 77-0 embarrassment in 1986. ... The Sooners own 20 all-time shutouts of the Tigers, which ranks third on OU's all-time list behind Oklahoma State (32) and Kansas State (24). ... The Sooners snapped a three-game losing streak with last week's 59-14 win over Maine. The previous three were each SEC games. ... Missouri had a week to lick its wounds following a 34-0 thrashing at the hands of Alabama two weeks ago. ... OU is trying to become bowl eligible for a 26th straight year. The Sooners have the second-longest active bowl streak, trailing only Georgia (27). ... True freshman walk-on receiver Jacob Jordan, after not playing in Oklahoma's first six games, has 15 catches for 160 yards in the last three games.

— A. Stacy Long and David Glovach



Arkansas fans, after they call the Hogs, may soon have to start passing a collection plate to cover the added costs for big-time college football. [MICHAEL WOODS/THE ASSOCIATED PRESS]

Fans to pick up tab of players' bill

By Eddie Pells
The Associated Press

At Tennessee, they are adding a “talent fee” to the price of sports tickets. At Arkansas, they will charge 3% more at the concessions stands. At Michigan and Michigan State, athletic directors sent letters alerting boosters that winning is going to start costing more. And, in a first, Clemson is going to

start adding an athletic surcharge to tuition bills.

Winning at big-time college sports has never been free, but in a rapidly changing era in which players are allowed to earn money and be paid by their own schools, it has never been clearer that fans will be picking up a bigger part of the tab.

“College athletics hasn’t professionalized as much as I think it was capable of,” said Nels Popp, a University of North

Carolina sports-business professor who believes most schools still rely on fans’ emotional, long-held school ties more than bottom-line marketing strategies. “And now, I think this is forcing them in that direction.”

When the NCAA reluctantly approved payments to players for use of their names, images and likenesses (NIL) in 2021, boosters who used to give to schools and their athletic departments

started funneling money to collectives — independent organizations that raised the money and paid the athletes. Those collectives are becoming more and more closely linked to the universities.

Under terms of a \$2.8 billion lawsuit settlement that is on track to take effect next year, the NIL deals will remain in full force and the schools themselves will



Chris Pollard and other Tennessee fans are set to start paying a “talent fee” in addition to the costs of paint. [WADE PAYNE/THE ASSOCIATED PRESS]



Clemson, which has not charged fees or ticket prices to students, plans to add a \$150 “athletic fee” to each semester’s tuition bill. [JACOB KUPFERMAN/THE ASSOCIATED PRESS]

FANS

From Page G11

be dealing with other multimillion-dollar changes to their bottom lines, including:

- Each school with the money to do it will be allowed to share as much as \$22 million in annual revenue with athletes — money they get from tickets sales, TV contracts and other sources. They can share less, but top recruits will be front of mind in the arms race for talent.

- The amount the NCAA pays more than 350 Division I schools every year is going to drop. The organization is on the hook to cover some \$1.2 billion in damages under the settlement and the rest will be covered by conferences that will see less money shared each year from the NCAA and its lucrative men’s basketball tournament.

- Schools will be allowed to offer more scholarships across all sports and that costs money. For instance, a school could offer up to 20 additional scholarships for a total of 105 in football. Michigan athletic director Warde Manuel said adding

scholarships across sports could add \$29 million in education costs to the department’s bottom line. And that’s on top of the revenue sharing.

“Maintaining a high level of support for our 29 NCAA athletic programs will take an elevated commitment from everyone,” Manuel wrote to Wolverines fans last month.

One possibility for Michigan might be placing advertising inside of Michigan Stadium, a practice the Wolverines have steadfastly avoided over the decades. The school also sent out a recent survey asking, among other questions, if fans were willing to pay between \$3,000 and \$4,000 for a new tranche of chairback seats, which are rare outside of club sections at The Big House.

‘Donor fatigue’

In 2023, it cost two fans an average of around \$180 to attend a college football game and about \$340 to go to an NFL game. After all, college sports didn’t have to worry about the biggest expense on a pro team’s budget — player salaries.

NIL started chipping away at that, and

once the terms of the lawsuit settlement go into effect, that dynamic will shift even more. Michigan State AD Alan Haller told Spartans fans his department’s 2025-26 budget will include between \$25 million to \$30 million in added expenses.

“As a department, we will continue to explore new opportunities for both revenue generation and cost containment,” Haller said. “However, without a doubt, your continued generosity and involvement will be paramount to our quest for excellence.”

Some fans will undoubtedly keep writing checks to keep the players — and hopefully, the wins — coming, along with retaining their “rights” to buy a certain number of tickets for football games.

A tour around the parking lot before this season’s Michigan-Michigan State game found others who sounded more reluctant.

“The price of the education is out of hand,” said Michigan State fan Mike Bouchard, citing a more than \$55,000 price for an out-of-state undergrad to attend his alma mater. “There’s

absolutely no way I’m going to dig into my pocket over and above that amount. Tell them to use their hundreds of millions in endowments.”

“Absolutely not,” Ann Arbor resident Michael Ketslakh said when asked if he would give more to support Michigan athletics. “I think it’s excessive. It’s bad for the sports.”

Rick Karcher, the faculty athletics representative at Eastern Michigan, said fans continue to pay because, unlike pro sports where everyone knows the profits go to billionaire owners, the economic models in college are often hard to nail down.

“College sports fans, students and boosters are willing to continue absorbing the operational costs while the team’s coaches and administrators get richer because they view athletics as separate from the university,” he said.

Schools seek alternatives

Earlier this fall, Texas Tech said it was budgeting \$14.7 million for this fiscal



Scott Leyendecker and other Texas fans may have to tighten their own belts to boost the Longhorns. [PAUL SANCYA/THE ASSOCIATED PRESS]



Michigan fans have been made aware of added costs to their team being successful. [AL GOLDIS/THE ASSOCIATED PRESS]

FANS

From Page G12

year — about \$9 million more than the previous year — in support for the athletic program, which has a budget of nearly \$129 million.

“I think if any unit on this campus was facing a 20-something-percent cut in their revenue, we would have to look at how we might respond, and we will in this case,” school President Lawrence Schovanec explained.

Texas Tech is hardly alone in contributing to its athletic program, but not every school runs by the same model. At Florida, for instance, sports are run by the University Athletic Association, which not only has funded sports but has often given money back to the school.

A story in the student-produced Florida Independent Alligator said UF sports revenue was eighth-highest in the nation; two of its biggest boosters have given eight-figure sums to the UAA’s fundraising arm.

Clearly, though, it’s not only eight-figure donations that will keep college sports running.

Tennessee was among the first to grab headlines early in the football season when AD Danny White said the school



LSU safety Jardin Gilbert, the rest of the Tigers and all college players could have an even-closer relationship with fans. [MATTHEW HINTON/THE ASSOCIATED PRESS]

was adding a 10% “talent fee” for 2025 football ticket renewals. That was on top of a 4.5% hike in ticket prices.

“That connection between resources

and competitiveness has never been tighter,” White said. “Only now we have the ability to share these resources with our athletes.”

At Arkansas, AD Hunter Yurachek explained the 3% fee on concessions in a letter to fans that noted the importance of continuing to “maximize additional revenue opportunities” At Clemson, which long prided itself on not charging fees or ticket prices to students, the plan is to raise between \$7 million and \$8 million by adding a \$150 “athletic fee” per semester to the price of tuition. The Tigers have been to four national title games over the past decade and won it twice.

“I think it’s kind of ridiculous, but there comes a point when we have good enough sports teams that it’s kind of valid,” student Sam Gault told South Carolina’s WSPA-TV when the fee was unveiled earlier this month.

To win big, schools will have to pay big, and simply fielding a competitive team is no longer a given. The question hanging over college sports is where the money will come from.

“You can pay more for tickets, put a sponsor patch on the uniforms, cut non-revenue sports or (start calling) the Big 12, the ‘Dr. Pepper Conference,’” said Popp, the professor at North Carolina. “I don’t think fans are anxious for any of those, but what might they be willing to accept? I think that’s what athletic departments have to figure out.”

COLLEGE STANDINGS

(Through Nov. 2 games)

American Athletic Conference

	Conference			All Games				
	WL	PF	PA	WL	PF	PA		
Army	6	0	241	80	8	0	303	90
Tulane	5	0	219	80	7	2	358	181
Navy	4	1	196	114	6	2	293	193
Memphis	3	2	186	175	7	2	308	211
North Texas	2	2	174	154	5	3	326	295
East Carolina	2	2	138	154	4	4	243	227
South Florida	2	2	92	112	4	4	220	231
UTSA	2	3	174	165	4	5	264	293
Charlotte	2	3	124	162	3	6	192	308
Rice	2	3	97	119	3	6	197	210
Temple	1	3	79	146	2	6	167	283
Tulsa	1	4	104	225	3	6	223	346
UAB	1	4	132	212	2	6	206	284
FAU	0	4	89	147	2	6	192	241

Atlantic Coast Conference

	Conference			All Games		
	WL	PF	PA	WL	PF	PA
Miami	5	0	218 162	9	0	427 203
SMU	5	0	192 105	8	1	361 196
Clemson	5	1	246 140	6	2	315 194
Pittsburgh	3	1	117 100	7	1	311 202
Louisville	4	2	191 173	6	3	326 218
Syracuse	3	2	130 143	6	2	254 220
Virginia Tech	3	2	159 110	5	4	277 201
Georgia Tech	3	3	142 152	5	4	249 202
Wake Forest	2	2	105 134	4	4	217 248
Duke	2	3	116 141	6	3	239 202
NC State	2	3	165 168	5	4	267 277
North Carolina	2	3	154 121	5	4	306 238
Virginia	2	3	120 157	4	4	210 221
Boston College	1	3	90 110	4	4	211 176
Stanford	1	5	109 221	2	7	184 311
Florida St.	1	7	118 226	1	8	130 246
California	0	4	85 94	4	4	212 138

Big 12 Conference

	Conference			All Games		
	WL	PF	PA	WL	PF	PA
BYU	5	0	188 115	8	0	281 157
Iowa St.	4	1	151 95	7	1	244 124
Colorado	4	1	182 113	6	2	251 176
Kansas St.	4	2	175 155	7	2	281 195
Texas Tech	4	2	194 201	6	3	328 310
Arizona St.	3	2	140 125	6	2	249 183
Cincinnati	3	2	141 105	5	3	233 169
West Virginia	3	2	135 141	4	4	230 227
Baylor	3	3	214 212	5	4	302 241
TCU	3	3	173 170	5	4	294 263
Houston	3	3	85 148	4	5	137 198
UCF	2	4	184 188	4	5	299 229
Utah	1	4	72 99	4	4	182 132
Kansas	1	4	155 148	2	6	240 197
Arizona	1	5	109 200	3	6	199 280
Oklahoma St.	0	6	137 220	3	6	265 281

Big Sky Conference

	Conference			All Games				
	W	L	P	W	L	P		
Montana St.	5	0	216	83	9	0	375	158
UC Davis	5	0	218	107	8	1	323	195
Montana	4	1	197	131	7	2	355	219
Idaho	3	2	128	140	6	3	227	214
N. Arizona	3	2	128	102	5	4	263	185
Idaho St.	2	3	152	174	4	5	283	302
Weber St.	2	3	169	163	3	6	253	243
Portland St.	2	3	156	190	2	6	230	361
Sacramento St.	1	4	160	205	3	6	282	300
Cal Poly	1	4	112	180	2	6	171	262
E. Washington	1	4	178	208	2	7	292	347
N. Colorado	1	4	52	183	1	8	105	321

Big South-OVC Association

	Conference			All Games		
	WL	PF	PA	WL	PF	PA
SE Missouri	5	0	173 109	8	1	283 168
UT Martin	4	1	202 117	6	3	299 230
Tennessee Tech	4	2	180 139	4	5	228 241
Tennessee St.	3	2	113 98	6	3	225 213
L'wood (Mo.)	3	3	171 195	4	6	265 305
Gardner-Webb	2	3	121 166	3	6	215 248
W. Illinois	2	3	161 180	3	6	262 394
E. Illinois	1	4	131 197	2	7	172 324
Chas' Southern	0	6	93 144	1	8	138 224

Big Ten Conference

	Conference			All Games				
	W	L	P	P	F	P	P	A
Indiana	6	0	259	99	9	0	419	123
Oregon	6	0	208	80	9	0	318	142
Ohio St.	4	1	145	76	7	1	302	96
Penn St.	4	1	122	81	7	1	246	120
Iowa	4	2	180	121	6	3	277	162
Minnesota	4	2	156	132	6	3	248	151
Illinois	3	3	135	164	6	3	233	190



Baylor may have a win over TCU now, but the Bears are still in the middle of the Big 12 pack. [CHRIS TORRES/STAR-TELEGRAM]

Michigan	3	3	119	151	5	4	189	210
Washington	3	3	128	135	5	4	212	171
Wisconsin	3	3	161	124	5	4	226	193
Nebraska	2	4	110	152	5	4	212	172
Michigan St.	2	4	103	184	4	5	178	217
Northwestern	2	4	109	158	4	5	173	197
UCLA	2	4	116	176	3	5	149	223
Southern Cal	2	5	200	180	4	5	275	200
Maryland	1	4	114	182	4	4	229	222
Rutgers	1	4	87	151	4	4	206	198
Purdue	0	5	85	191	1	7	162	295

Coastal Athletic Association

	Conference			All Games				
	WL	PF	PA	WL	PF	PA		
Rhode Island	5	0	154	81	2	1	233	211
Richmond	5	0	151	81	7	2	259	165
Delaware	4	1	165	111	7	1	291	150
Stony Brook	4	1	166	126	7	2	255	205
Villanova	4	1	97	92	7	2	193	160
William & Mary	3	2	169	111	6	3	293	203
New Hampshire	3	2	101	81	5	4	193	192
Hampton	3	2	165	163	5	4	290	231
Maine	2	3	126	146	4	5	207	275
Monmouth (N.J.)	2	3	183	144	4	5	353	289
Towson	2	3	121	142	4	5	207	253
Elon	2	3	128	126	3	6	203	229
Albany (N.Y.)	1	4	86	140	3	6	171	261
Campbell	1	4	102	137	3	6	208	280
Bryant	0	5	95	189	2	7	197	332
NC A&T	0	5	61	187	1	8	150	363

Conference USA

	Conference				All Games			
W. Kentucky	4	0	155	66	6	2	232	171
Jacksonville St.	4	0	190	78	5	3	309	226
Sam Houston St.	4	1	105	73	7	2	224	184

Conference USA

	Conference				All Games			
W. Kentucky	4	0	155	66	6	2	232	171
Jacksonville St.	4	0	190	78	5	3	309	226
Sam Houston St.	4	1	105	73	7	2	224	184

Conference USA

	Conference				All Games			
W. Kentucky	4	0	155	66	6	2	232	171
Jacksonville St.	4	0	190	78	5	3	309	226
Sam Houston St.	4	1	105	73	7	2	224	184

Liberty	3	2	134	116	5	2	210	164
Louisiana Tech	2	3	105	90	3	5	170	160
FIU	2	3	103	94	3	6	224	224
Middle Tenn.	2	3	96	157	3	6	155	303
Kennesaw St.	1	3	70	132	1	7	119	249
New Mexico St.	1	4	94	179	2	6	157	293
UTEP	1	5	101	168	1	8	149	262

Ivy League

	Conference			All Games		
	WL	PF	PA	WL	PF	PA
Dartmouth	3	1	115 112	6	1	196 155
Harvard	3	1	142 91	6	1	240 148
Columbia	3	1	91 68	5	2	163 114
Brown	2	2	99 116	3	4	181 203
Cornell	2	2	137 119	3	4	205 212
Yale	1	3	107 114	4	3	206 190
Penn	1	3	82 102	3	4	162 169
Princeton	1	3	94 145	2	5	151 227

Mid-American Conference

East

	Conference			All Games				
	W	L	PF	PA	W	L	PF	PA
W. Michigan	4	0	179	128	5	3	272	270
Ohio	3	1	124	81	5	3	200	186
Bowling Green	3	1	102	69	4	4	217	176
Miami (Ohio)	3	1	134	71	4	4	182	159
Toledo	3	2	113	125	6	3	262	201
Buffalo	2	2	151	160	5	4	218	261
Ball St.	2	2	138	140	3	5	201	323
E. Michigan	2	3	153	159	5	4	263	237
N. Illinois	2	3	66	68	4	4	187	141
Cent. Michigan	1	3	103	145	3	5	216	258
Akron	1	4	109	153	2	8	170	321
Kent St.	0	4	95	168	0	7	136	374

PICKS
PANEL



DAVID
GLOVACH




STACY
LONG




SIRVELL
CARTER



GREGG
DEWALT



MARA BETH
CRAVENS



DEANGELO
MCDANIEL



RENITA
JIMMAR



CALEB
SUGGS

Alabama at LSU
Georgia at Ole Miss
South Carolina at Vanderbilt
Oklahoma at Missouri
Clemson at Virginia Tech
Michigan at Indiana
BYU at Utah
Iowa at UCLA
West Virginia at Cincinnati
Syracuse at Boston College

Alabama
Georgia
Vanderbilt
Oklahoma
Clemson
Indiana
BYU
Iowa
Cincinnati
Boston College

Alabama
Georgia
South Carolina
Oklahoma
Clemson
Indiana
BYU
Iowa
Cincinnati
Boston College

Alabama
Georgia
South Carolina
Missouri
Clemson
Indiana
BYU
Iowa
Cincinnati
Syracuse

LSU
Ole Miss
Vanderbilt
Missouri
Clemson
Michigan
BYU
Iowa
Cincinnati
Syracuse

LSU
Georgia
Vanderbilt
Oklahoma
Virginia Tech
Indiana
BYU
Iowa
West Virginia
Syracuse

Alabama
Ole Miss
South Carolina
Oklahoma
Clemson
Michigan
Utah
UCLA
West Virginia
Boston College

Alabama
Georgia
South Carolina
Missouri
Clemson
Indiana
BYU
UCLA
Cincinnati
Boston College

LSU
Georgia
South Carolina
Missouri
Clemson
Indiana
Utah
Iowa
Cincinnati
Boston College

Last week	7-3	6-4	7-3	5-5	4-6	4-6	5-5	3-7
Season record	65-35	64-36	63-37	63-37	58-42	57-43	55-45	48-52

FBS LEADERS

RUSHING YARDS

	No.	Yards	TDs	YPC
Ashton Jeanty, Boise St.	190	1,525	20	8.0
Kaleb Johnson, Iowa	170	1,279	19	7.5
RJ Harvey, UCF	171	1,201	16	7.0
Omarion Hampton, North Carolina	213	1,178	13	5.5
Makhi Hughes, Tulane	193	1,056	11	5.5
Tahj Brooks, Texas Tech	204	1,047	10	5.1
Cam Skattebo, Arizona St.	173	1,001	11	5.8
DJ Giddens, Kansas St.	162	995	5	6.1
Dylan Sampson, Tennessee	171	980	19	5.7
Bhayshul Tuten, Virginia Tech	142	951	12	6.7
Kyle Monangai, Rutgers	172	931	10	5.4
Jordan James, Oregon	159	917	9	5.8
Tre Stewart, Jacksonville St.	134	914	15	6.8
Jarquez Hunter, Auburn	132	913	5	6.9
Bryson Daily, Army	138	909	19	6.6
Brashard Smith, SMU	140	906	11	6.5
Jonah Coleman, Washington	141	889	7	6.3
Woody Marks, Southern California	155	878	9	5.7
Phil Mafah, Clemson	135	853	8	6.3
Marquez Cooper, San Diego St.	185	842	9	4.6
Mario Anderson Jr., Memphis	148	833	14	5.6
Blake Horvath, Navy	109	814	12	7.5
Ahmad Hardy, ULM	144	811	7	5.6
Isaac Brown, Louisville	106	800	7	7.5
Rahsul Faison, Utah St.	155	797	6	5.1
Kanye Udoh, Army West Point	115	791	9	6.9
Avery Morrow, Colorado St.	130	788	8	6.1
Tyler Huff, Jacksonville St.	114	784	8	6.9

PASSING EFFICIENCY

	C	A	I	Yds.	TDs	Effic.
Jaxson Dart, Ole Miss	198	276	3	3,210	21	192.4
Kurtis Rourke, Indiana	154	210	3	2,204	19	188.5
Will Howard, Ohio St.	150	205	5	1,977	19	179.9
Haji-Malik Williams, UNLV	74	109	3	1,017	12	177.1
Cameron Ward, Miami (Fla.)	216	322	6	3,146	29	175.1
Caden Veltkamp, Western Ky.	131	186	5	1,704	17	172.2
Dillon Gabriel, Oregon	214	286	5	2,665	19	171.5
Thomas Castellanos, Boston Col.	97	154	4	1,352	17	168.0
Drew Allar, Penn St.	129	184	5	1,786	12	167.7
Shedeur Sanders, Colorado	220	300	6	2,591	21	165.0
Darian Mensah, Tulane	127	194	3	1,797	14	164.0
Hayden Wolff, Western Mich.	128	186	3	1,586	15	163.8
Jalen Milroe, Alabama	137	203	6	1,937	13	162.9
Ben Woodridge, La.-Lafayette	160	232	4	2,037	16	162.0
Kevin Jennings, SMU	127	196	5	1,900	12	161.3
CJ Bailey, NC State	130	187	4	1,610	11	157.0
Jordan McCloud, Texas St.	171	250	7	1,979	20	155.7
John Mateer, Washington St.	148	242	6	2,153	18	155.5
Josh Hoover, TCU	230	343	8	2,947	21	154.8
Tyler Huff, Jacksonville St.	105	162	4	1,501	8	154.0
Maddux Madsen, Boise St.	144	225	2	1,789	17	153.9



Rutgers' Kyle Monangai [KYUSUNG GONG/THE ASSOCIATED PRESS]

RECEIVING YARDS

	Rec.	Yards	TDs	YPC
Tetairoa McMillan, Arizona	63	1,066	6	16.9
Nick Nash, San Jose St.	80	995	12	12.4
Tre Harris, Ole Miss	59	987	6	16.7
Harold Fannin Jr., Bowling Green	66	947	6	14.3
Jack Bech, TCU	51	923	9	18.1
Tai Felton, Maryland	73	907	6	12.4
Eric Rivers, FIU	43	876	8	20.4
Andrew Armstrong, Arkansas	55	857	1	15.6
Xavier Restrepo, Miami (Fla.)	51	856	9	16.8
Ja'Corey Brooks, Louisville	48	841	8	17.5
Jalen Royals, Utah St.	55	834	6	15.2
Omari Kelly, Middle Tenn.	48	811	3	16.9
Jerjuan Newton, Toledo	49	783	10	16.0
Devonte Ross, Troy	53	783	9	14.8
Jamaal Pritchett, South Alabama	62	770	7	12.4
Kaedin Robinson, App State	48	764	1	15.9
Travis Hunter, Colorado	60	757	8	12.6
Josh Kelly, Texas Tech	68	736	5	10.8
Mac Dalena, Fresno St.	40	730	5	18.3
Jaylin Noel, Iowa St.	43	725	3	16.9
Jayden Higgins, Iowa St.	55	703	7	12.8
Corey Rucker, Arkansas St.	47	703	3	15.0
Ryan Williams, Alabama	35	702	7	20.1



Arizona's Tetairoa McMillan [RICK SCUTERI/THE ASSOCIATED PRESS]

SCORING

	TDs	XP	2-pt.	FG	Def.	Pts.
Ashton Jeanty, Boise St.	21	0	0	0	0	126
Kaleb Johnson, Iowa	20	0	0	0	0	120
Bryson Daily, Army West Point	19	0	0	0	0	114
Dylan Sampson, Tennessee	19	0	0	0	0	114
RJ Harvey, UCF	18	0	1	0	0	110
Tre Stewart, Jacksonville St.	16	0	0	0	0	96
Mario Anderson Jr., Memphis	16	0	0	0	0	96
Caden Davis, Ole Miss	0	46	0	15	0	91
Caden Chittenden, UNLV	0	35	0	18	0	89
Collin Rogers, SMU	0	37	0	16	0	85
Bhayshul Tuten, Virginia Tech	14	0	0	0	0	84
Omarion Hampton, North Carolina	14	0	0	0	0	84
Andres Borrales, Miami (Fla.)	0	46	0	12	0	82
Randy Bond, Texas A&M	0	32	0	16	0	80
Brashard Smith, SMU	13	0	1	0	0	80
Kenneth Almendares, La.-Lafayette	0	28	0	17	0	79
Anthony Hankerson, Oregon St.	13	0	0	0	0	78
Cam Skattebo, Arizona St.	13	0	0	0	0	78
Devon Dampier, New Mexico	13	0	0	0	0	78
Makhi Hughes, Tulane	13	0	0	0	0	78
Brock Travelstead, Louisville	0	39	0	13	0	78
Brock Taylor, Vanderbilt	0	29	0	16	0	77

(A receiver scores on a touchdown pass, not the passer.)

ALL-PURPOSE YARDS

	Rush	Rec	Punt	KO	INT	Misc.	Total
Ashton Jeanty, Boise St.	1,525	81	0	0	0	0	1,606
RJ Harvey, UCF	1,201	219	0	37	0	0	1,457
Omarion Hampton, N. Carolina	1,178	265	0	0	0	0	1,443
Cam Skattebo, Arizona St.	1,001	404	0	0	0	0	1,405
Kaleb Johnson, Iowa	1,279	109	0	0	0	0	1,388
Brashard Smith, SMU	906	190	-2	213	0	0	1,307
DJ Giddens, Kansas St.	995	213	0	0	0	0	1,208
Makhi Hughes, Tulane	1,056	125	0	0	0	0	1,181
Devonte Ross, Troy	20	783	146	192	0	0	1,141
Woody Marks, Southern Cal	878	260	0	0	0	0	1,138
Isaac Brown, Louisville	800	131	9	193	0	0	1,133
Tahj Brooks, Texas Tech	1,047	48	0	0	0	0	1,095
Desmond Reid, Pittsburgh	590	385	119	0	0	0	1,094
Jaden Nixon, Western Mich.	752	53	0	283	0	0	1,088
Bhayshul Tuten, Virginia Tech	951	56	0	71	0	0	1,078
Dylan Sampson, Tennessee	980	97	0	0	0	0	1,077
Mario Anderson Jr., Memphis	833	227	0	14	0	0	1,074
Tetairoa McMillan, Arizona	0	1,066	0	0	0	0	1,066
DT Sheffield, North Texas	82	690	157	127	0	0	1,056
Jarquez Hunter, Auburn	913	130	0	0	0	0	1,043
Jonah Coleman, Washington	889	142	0	0	0	0	1,031
Jalen Royals, Utah St.	3	834	0	184	0	0	1,021
Jordan James, Oregon	917	90	0	0	0	0	1,007
Ismail Mahdi, Texas St.	728	119	0	156	0	0	1,003
Harold Fannin Jr., Bowling Green	49	947	0	0	0	0	996
Nick Nash, San Jose St.	0	995	0	0	0	0	995
Tre Stewart, Jacksonville St.	914	74	0	0	0	0	988
Tre Harris, Ole Miss	0	987	0	0	0	0	987

(While receiving is an all-purpose yard, passing is not.)

TACKLES

	Solo	Asst	Total	TPG
Shaun Dolac, Buffalo	59	61	120	13.3
Travion Barnes, FIU	51	58	109	12.1
Red Murdock, Buffalo	50	57	107	11.9
Jay Higgins, Iowa	39	55	94	10.4
Colin Ramos, Navy	39	53	92	11.5
Carson Schwesinger, UCLA	54	31	85	10.6
Bryan McCoy, Akron	37	48	85	9.4
Jacob Rodriguez, Texas Tech	48	36	84	9.3
Aiden Fisher, Indiana	34	50	84	9.3
Stone Blanton, Mississippi St.	21	63	84	9.3
Maxen Hook, Toledo	51	32	83	9.2
Nick Andersen, Wake Forest	41	41	82	10.2
Isaac Smith, Mississippi St.	33	48	81	10.1
Buom Jock, Colorado St.	32	49	81	9.0
Christian Ellis, New Mexico	28	52	80	8.9
Trey Rucker, Oklahoma St.	47	30	77	9.6
Marques Watson-Trent, Ga. Southern	34	43	77	9.6
Jackson Woodard, UNLV	33	44	77	9.6
Teddy Buchanan, California	30	47	77	9.6



Impressive Relaxers

that give comfort to your bottom line

IMG® is the progressive choice in motion furniture with exceptional seating comfort, unrivaled quality and functional designs.



Free Delivery

COLD-CURE MOLDED FOAM

This spaceage material encases the interior steel frame and sinuous springs, allowing for body-friendly curvatures to be covered with glove-fitted upholstery. This guarantees absolute comfort and durability.



360 swivel on MANUAL
- 180 on MOTORIZED



Integrated footstool



Adjustable head and
neck support



Gliding / rocking function



Effortless reclining



3 sizes



WARRANTY

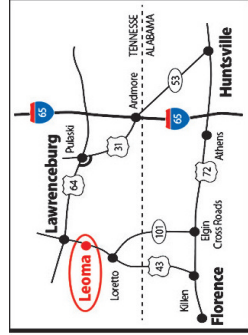
Ten years on molded foam cushions and steel frames.
Five years on mechanisms.
Two years on motor battery-parts plus leather and fabric covers.

This ad turned sideways per advertiser's request



Story & Lee
Since 1970 Furniture & Bedding

Store Hours:
Monday thru
Saturday
9 A.M. 'til 6 P.M.



Free Delivery - Hwy. 43 • Leoma, TN • (931) 852-2111 • Toll Free: 1-800-345-2511