

Planting a bare-root seedling

The Missouri state tree nursery sent out approximately 80,000 tree seedlings to fourth grade classrooms across the state to assist them in educational efforts and to observe Arbor Day. Students across Missouri receive step-by-step instructions to plant the trees.

Step 1

Carefully unpack and untangle your roots and soak them in water for three to six hours.



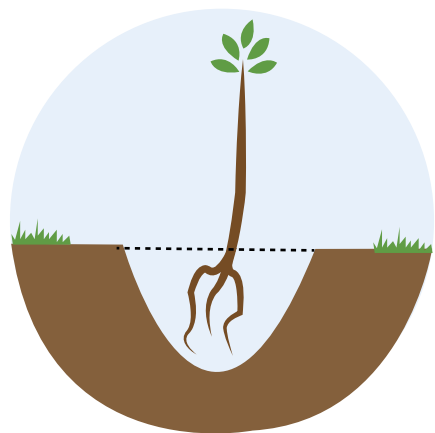
Step 2

Dig a wide hole and remove any grass and turn the soil within a 3-foot circular area so the roots can grow outward.



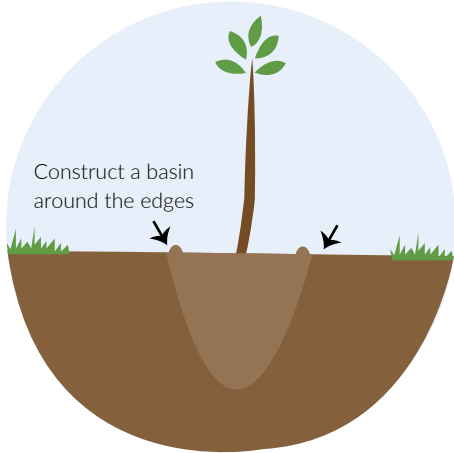
Step 3

Plant the tree deep enough to provide plenty of room for the roots. Do not use fertilizer, potting soil or chemicals.



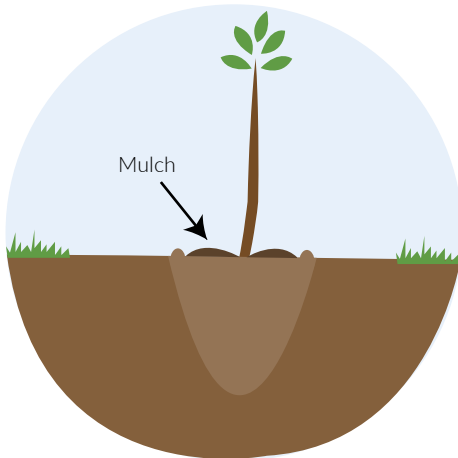
Step 4

Shovel the remaining soil. It should be firm, but not tightly packed. Be sure to give the tree plenty of water.



Step 5

Water and let it soak. Then add a layer of protective mulch 2 inches deep around the tree not touching the trunk.



Step 6

Soil and mulch should be kept moist. During dry weather, water the tree every 7 to 10 days during its first year.

