

SPRING HOME IMPROVEMENT 2016



Spring Has Spring **SALES EVENT**

Weather Shield
Windows & Doors

**Save 27%
On Special Orders**




Steel Roofing & Siding

29 GAUGE

Priced from **\$1.85** per ft.

It's Great!



Call Us Today For Your Deck Quote!

TimberTech
Less Work. More Life.



VINYL SIDING DOZENS OF PROFILES AVAILABLE

From **\$58.99** /sq.

MORE THAN 25 COLORS TO CHOOSE!

- Lumber/OSB/Plywood/Trusses
- Siding/Windows/Doors
- Plumbing/Electrical/Hardware
- Treated or Composite Decking
- Custom Kitchens/Baths
- ...JUST A FEW OF THE THINGS YOU'LL FIND IN OUR STORE!
- Shingles and Steel Roofing
- Flooring

TIONESTA
Est. 1958
BUILDERS SUPPLY

HOME IMPROVEMENT CENTER

www.tionestabuilders.us

Family Owned & Operated Since 1958

Tionesta
814-755-3561

Shipperville
814-226-5040




Tri-County Homes, Inc.

"Custom Modular Homes Since 1962"

Work with hundreds of our floor plans or yours.
"One Contractor, One Price"



MODULAR BUILDING SOLUTIONS SEMINAR

APRIL 9, 2016 • 9 AM to 2 PM

At the Structural Modulares, Inc. Factory in Strattanville, PA

Modular Home Building Solutions Seminar

If you are serious about building a new home, this is an opportunity for you to learn everything you need to know about building your new home utilizing modern modular building solutions.

Free Factory Tours

Take a guided tour through the entire construction process for your new home. See first hand how the home is built, what materials are used and why this modern method of construction is superior.

Factory Design Center

Take a look through all of the different plan designs, name brand cabinets, countertops, flooring, siding, shingles, fixtures, trim, windows and more!

FOOD & REFRESHMENTS PROVIDED!

DISCOUNTS & FREE UPGRADES WILL BE AVAILABLE TO ALL!

Reserve your seat today, seated is limited:

800-540-1295

www.TriCountyHomes.com

Authorized Builder for Structural Modulares, Inc.



Make coming home the best part of every day.

With a home loan from Northwest.



4 offices to serve you in Clarion County

1-877-672-5678 | northwest.com

Seeing green: How to help your lawn bounce back from winter

Lawns are exposed to the elements throughout the year, and each season brings its own unique set of challenges. Summer heat waves can make it hard for lawns to maintain their lush green appeal, while the falling leaves of autumn can threaten root systems if not handled properly. Winter frost and snow also can pose a threat to lawns, leaving homeowners with some work to do when spring arrives.

Spring is a season of revival, and that spirit of rejuvenation extends to lawns. When the last vestiges of winter begin to disappear, homeowners can dust off their gardening gloves and start taking steps to revitalize their lawns for the months ahead.

Look for signs of damage. Winter can be hard on lawns, so it's important for homeowners to look for signs of damage before they begin planning any springtime landscaping projects. Salt damage can occur in areas that received heavy snowfall over the winter. Many communities use rock salt to de-ice snow- and ice-covered roads, and that rock salt is largely made up of sodium chloride, which can draw moisture from grass and cause it to brown. Salt trucks used during winter storms often spit salt out onto lawns, so don't be surprised if you notice brown spots on your grass, especially in those areas closest to the road. Winter lawn damage may also be caused by voles, burrowing mouse-like rodents that make paths beneath the snow to hide from predators and feed on grass blades and roots. Lawns with distinctly matted areas may also have been damaged by snow mold that can weaken turf.

Consult a professional landscaper. Homeowners with considerable experience tending to damaged lawns can no doubt identify and address problems on their own. That's because many problems are a result of the weather, which tends to be similar



Winter weather, including snow, can damage lawns, leaving homeowners with some work to do when spring arrives.

and produce similar problems from one year to the next. But inexperienced homeowners should consult professional landscapers before attempting to address problems on their own. Winter lawn damage may be caused by a variety of factors that can produce similar symptoms, and professional landscapers can identify the culprits behind such damage and provide the most effective solutions to restore the lawn.

Remove debris. A light raking can help remove any debris that accumulated over the winter. Such debris, which may include fallen branches and fallen leaves left behind from the final days of fall, can prevent lawns from getting the sun and water they need to thrive. Remove this debris, but make sure the grass is not frozen when you do, as walking on frozen grass can cause further damage.

Let the grass grow. Mowing the lawn is a chore that's reserved for spring, summer and maybe early fall, but it's important that homeowners don't jump the gun and mow too early after winter. A patient approach allows the grass to reestablish itself, so let it grow a little higher than you normally would before the first cut. When the grass is roughly 4.5 inches high, you can cut it down to three inches and then maintain your normal mowing routine throughout the rest of spring and summer.

Revitalizing lawns in springtime is a priority for

many homeowners, who should always consult landscaping professionals if they feel uncertain

about addressing any damage they discover during their post-winter lawn inspections

How to childproof your home

New parents face a host of challenges upon bringing their newborn sons and daughters home, not the least of which is childproofing their homes so the newest additions to their families are safe and sound. The strategies moms and dads employ when childproofing their homes will change as youngsters grow older and more curious, but the following are a few tips to get parents started.

Install safety latches and locks on cabinets and drawers. Curiosity might start to take over at the moment infants learn to crawl, so new parents should install safety latches and locks on all cabinets and drawers in their homes. The United States Consumer Product Safety Commission notes that such latches and locks can prevent access to a host of potentially harmful items, such as medications, cleaning products, knives, and other sharp objects.

Use anti-scald devices. Burns from hot water can quickly cause significant burns to young children's skin, so install anti-scald devices that regulate water temperature and reduce the risk of kids being burned. The CPSC also recommends lowering water heaters to 120 F to further reduce the risk of burns.

Use safety gates at stairways and in rooms

that are off limits. Safety gates around stairways and in doorways of prohibited rooms can reduce the likelihood of potentially harmful falls and keep kids out of rooms where they might be harmed. Place gates in the doorways of rooms that contain sharp objects, work tools, substances that can prove harmful if ingested, and any other items you don't want inquisitive tots to come into contact with. Make sure all safety gates at the top of stairways are the kind that can be nailed into the wall.

Attach bumpers to the edges of sharp furniture. Corner and edge bumpers can reduce the risk of injury when kids bang their heads on sharp furniture such as coffee tables or other items with hard edges. Make sure the bumpers are firmly secured before allowing youngsters into the room.

Infants, toddlers and young children are vulnerable to injury around the house. Parents can reduce that injury risk by taking several steps to childproof their homes. More childproofing tips are available at www.cpsc.gov.

Stop weeds before they take over

Few things can be as troublesome to gardeners and landscapers as weeds. Weeds seemingly spring up overnight and quickly can overrun lawns and/or garden beds. Landscaping enthusiasts may spend countless hours and weekends coping with weeds without truly getting to the root of the problem. However, preventing weed growth need not be so difficult.

According to the experts at "This Old House" and The Family Handyman, the secret to preventing weeds is to maintain a thick, healthy lawn. A vigorously growing lawn will crowd out weeds and block the sun weed seeds need to germinate and thrive. As a result, fewer herbicides may be needed and homeowners can spend less time on their hands and knees pulling out weeds.

Mow at the right height

Crabgrass is a notoriously virulent weed that can quickly snuff out blades of grass. Crabgrass likes hot, dry conditions, and it only takes one plant to spread the seeds that can overtake the lawn. Preventing these conditions can stop crabgrass from flourishing. Mowing at higher heights and leaving grass blades taller can shade the soil, helping to prevent the germination of crabgrass. Shady conditions also will help the soil retain moisture and prevent the arid conditions crabgrass likes so much.

Water deeply

Weeds are accustomed

to growing in adverse conditions, including especially hot temperatures. When such conditions arise, weeds establish deep roots while the roots of the grass can easily die off. Instead, when watering, wet the soil to a depth of four to six inches. This helps grass to establish strong root systems that will help lawns overpower pesky weeds.

Time weed killers

Whether you manually remove weeds or apply weed killers, timing is key. Combat weeds in the early spring before they have a time to fully form and start proliferating through seed dispersal. Once seeds spread, their growth is difficult to control. Recognize that no single herbicide or weeding tactic will work for every type of weed. Broadleaf weeds, like dandelions, unwanted grasses, and sedges are the three most common types of weeds. Homeowners will have to adapt based on the type of weed that is most prevalent in their lawns.

Watch fertilizer amounts

Strike a balance with fertilizer, finding the right amount to deliver continuous nutrition to the lawn, but not overfeed it so that weeds can thrive. Many lawns only require fertilizer once or twice annually, in the autumn and spring.

By following these guidelines, lawn and garden enthusiasts can prevent the proliferation of unsightly and potentially harmful weeds.

WET BASEMENT?
or Dirt Crawl Space?
Waterproofing Specialties

- ✓ Permanently Remove Water
- ✓ No Exterior Digging
- ✓ Cracked Wall Reinforcing
- ✓ Guaranteed Work
- ✓ Free Written Estimates
- ✓ FREE Inspections

Authorized Dealer of:

Basement Systems

Info & Referrals @ www.waterproofyourhome.com
814-772-9291

McKisson Hired Hands, LLC
"Your backyard leisure solutions"

FEATURING

Radiant POOLS AMISH COUNTRY GAZEBOS

- Swimming pool sales, installation, service & supplies
- Excavating, lite construction, concrete, block work & stone, roofing, plumbing & lawn care

CALL JOHN AT
814-227-3554
814-764-3237
814-227-7767
PA#090607

CARRIER INSURANCE

Auto • Home • Mobile Home • Camps • Motorcycle • ATV's
Business • Life • IRA's & Annuities • Recreational

www.carrierinsurancecares.com
(814) 226-6580

Erie Insurance® Located South on Rt. 68 in front of Tractor Supply

Your Home...
Your Way...
Since 1847...

Present this ad in store
and SAVE your Sales Tax!

*excludes Serta, King Koil, Hot Buys, and previous purchases. See store for details.

Faller's Furniture & Design

624 Main St
Clarion, PA 16214
1-800-622-4670

www.fallersfurniture.com

Tharan Brothers Construction

Contact Tharan Brothers Construction today for a pressure-free, no-hassle conversation about obtaining your dream home.

(814) 782-3265
tharanbros@windstream.net
Visit their website at www.tharanbrothers.com

Rest Assured

Comforts of Home Start with a Great Mattress from \$459

We even have Camper Mattresses too!
at \$429.00

You won't just Rest,
You'll Rest... Assured!!
275-3843 New Bethlehem

The Most Versatile Cooking Ever...
Is it a Grill, an Oven or a Smoker? | **Yes.**

Enjoy years of smoking, grilling and outdoor cooking with the Big Green Egg.

Big Green Egg
The Ultimate Cooking Experience

Friedhaber's
Oil City's Southside • 814-676-5694 • www.friedhaber.com
12 MONTHS 0% FINANCING

What's Your Dream Plan?

We finance New Construction and Permanent Mortgage Loans!

First United National Bank
Member FDIC

The FUN Bank

NEW

| | | |
|--|---|---|
| FRYBURG 19535 Rte. 208 814-354-7311 | BETHLEHEM 224 Wood St 814-275-2200 | CLARION 400 Liberty St. 814-227-2400 |
| OIL CITY 1 Central Ave 814-676-8647 | FRANKLIN 1153 Liberty St. 814-437-5758 | CRANBERRY 112 Hoss Dr. 814-678-1115 |

www.fun-bank.com

3 ways to improve indoor air quality all year long

As winter wears on, it's not uncommon for people living in cold weather climates to experience some cabin fever. Winter weather confines many people to their homes, making many antsy to get out once the first signs of spring begin to appear.

In addition to contributing to cabin fever, winter weather can have a negative impact on indoor air quality. While air pollution is something most often associated with densely populated cities, the air inside homes is not immune to pollution, especially during long winters when windows are often closed for months at a time. Though open windows in spring and summer can vastly improve indoor air quality, there are ways to ensure that air stays fresh and healthy regardless of which season it happens to be.

1. Clean the floors.

Dirty floors are one of the chief contributors to poor indoor air quality. Dust, dirt, pollen, and pet dander can accumulate on floors, leading to poor air quality and potentially aggravating respiratory conditions such as asthma. When vacuuming, use a vacuum with a HEPA filter, which is a uniquely designed mechanical air filter that traps harmful particles such as pollen, pet dander and dust mites. When you finish vacuuming, mop floors to gather any dust or allergens that escaped the vacuum.

2. Control indoor air moisture.

Moist air is great for dust mites and mold, both of which are very bad for humans, so do everything you can to maintain healthy levels of indoor air moisture. Dehumidifiers can reduce indoor air moisture and control allergens, but it's important to take additional steps as well. When bathing, try to keep a bathroom window open on a slight crack to prevent mold growth. When preparing meals in the kitchen, make use of your exhaust fan. In addition, don't overwater houseplants, as they can become breeding grounds for mold.

3. Resist synthetic fragrances.

A home that smells good tends to feel more pleasant, especially during winter months when windows are closed. But synthetic fragrances, such as those found in detergents and air fresh-

eners, may be providing that welcoming scent at a heavy cost to a home's inhabitants. Such fragrances may be emitting various chemicals, including volatile organic compounds, or VOCs, into the air, affecting indoor air quality and possibly even human health. When buying laundry products, look for those that are fragrance-free, also choosing home cleaning products that do not include any artificial fragrances.

Indoor air quality tends to suffer in colder months, when windows are closed and doors are open only briefly. But homeowners can take a handful of simple yet effective steps to ensure the air in their homes is healthy all year long.

How to take care of your trees

Lawns and gardens tend to draw the bulk of homeowners' attention come spring and summer. But it's important that property owners tend to the trees that dot their property as well.

The types of trees homeowners have on their property may influence when it's time to trim and prune the trees. Homeowners concerned about tree maintenance should speak with local landscaping professionals and tree services about caring for the trees on their specific properties, but there are a few tricks to pruning trees that homeowners should keep in mind when dusting off their gardening tools.

Prune at the right time. The Arbor Day Foundation® notes that pruning during dormancy (i.e., winter) is the most common practice. Pruning in late winter, after the season's coldest temperatures have passed, can lead to impressive and healthy growth in the spring. The ADF advises that some trees, including maple and birches, may bleed sap during pruning. But this is normal and should cease as the tree

After a few months of chilly temperatures, come spring, many homeowners are eager to throw open their windows and doors and breathe new life into their homes. Simple changes made now - even before the weather begins to warm up - can improve interior spaces and brighten the atmosphere of a home.

Go plant shopping. Research from NASA suggests adding at least one plant in your home per 100 square feet is efficient enough to clean air. Fresh foliage also makes a home feel warm and inviting. Watering

and misting plants introduces moisture into indoor air, which can make rooms overcome with dry air from heating systems feel comfortable. Just be sure to avoid overwatering plants, which can lead to mold growth.

Swap out throw pillows. Accent pillows on beds and sofas are quick and inexpensive ways to add new bursts of color to rooms. You may be able to make over a room's entire color scheme with new pillows. Invest in pillows that you can switch with each season so your decor will never look



tired or dull.

Clean existing light fixtures. Another way to brighten the mood in a home is to periodically clean light fixtures to make sure they are working effectively. Spend time dusting them and cleaning off any accumulated debris. If need be, switch out old lamp shades for newer ones that let more light shine through. If inadequate lighting is a problem no matter how many lamps you have, consult with an electrician about installing more overhead and accent lighting.

Give rugs and floors a deep cleaning. Recirculated air may be full of dust and other microscopic particles that end up blowing throughout your home. Also, it's easy to track in dirt and other materials on your shoes that become imbedded in carpeting. At least once a year, rent or enlist the services of carpet and upholstery cleaners to give floors a thorough cleaning. You may be surprised at how clean and fresh a home looks and smells once

rugs and carpets are deep-cleaned. You also can make a dry carpet cleaner using baking soda, corn starch and desired fresh herbs for fragrance. Sprinkle and then vacuum up after a few hours.

Color-coordinate bookshelves. Group all books with similarly colored covers together for an instant and eye-appealing look.

Simmer some homemade home deodorizer. In a large pot, boil water and some scented herbs, such as rosemary, citrus rinds, vanilla, or lavender. The aroma will waft through the home, creating a pleasing scent.

Invest in new window treatments. Lightweight draperies or new blinds or shades can transform the look of a room. Be sure to keep curtains and blinds open during the day to maximize the hours of sunlight.

Homeowners can make some simple changes while they're stuck indoors and reap the benefits when the weather warms up again.

M

Matt Vereb
Owner

P.O. Box 71
Rimersburg, PA 16248
814-221-7210

MV PROPERTY CARE

- Mowing
- Trimming
- Spring / Fall Clean Ups
- Residential
- Retail / Commercial
- Municipal

mattvereb@mvpropertycare.com www.mvpropertycare.com

TC CONSTRUCTION
TIM MAZE

Free Estimates!
Fully Insured
Roofs, Pole Buildings
Garages, Steel Roofs,
Siding, Decks,
Additions

No Job Too
Big Or Too
Small!

Corsica
814-316-1154

TRI-COUNTY PEST CONTROL
If You've Got 'Em, We'll Get 'Em.

Commercial/Residential
Full Service Provider • Free Estimates
Real Estate Insp./Wildlife Trapping

Licensed • Insured
Service 6 Days A Week

www.tri-countypestcontrol.com

We Guarantee You'll Be Satisfied With The Results!
814-676-6760 • TOLL FREE 800-588-6760
24 Hour Answering Service

HILL TOP ROOFING SUPPLY
Residential • Agricultural
Commercial

**Metal Roofing, Siding
& Accessories**
Custom Roll Formed
Made to Order, Exact Length
29 Ga., 40 yr. Limited Warranty
16 Colors Available
• 1 to 2 Days Lead Time •
New Bethlehem, PA
814-229-4328

FARM | EQUESTRIAN | HOBBY | COMMERCIAL

It lasts a lifetime. Plan it right.

At Lester Buildings, we expect our buildings to last forever. That's why we craft the perfect plan with you, before the foundation gets laid. Call us today and enjoy your Lester experience for a lifetime.

Martin Construction
814-229-0761

LESTER BUILDINGS
Let's plan for excellence.

LESTERBUILDINGS.COM

For All Your Home Needs

Whirlpool HOME APPLIANCES

We Service What We Sell

- Refrigerators • Washers
- Dryers • Ranges
- Microwave Hoods
- Dishwashers • Freezers

We're Your One-Stop Home Appliance Store

Hetricks Farm Supply, Inc.
772 Olean Trail, New Bethlehem • 814-275-3507

**CAMPER TRAILERS
PARK MODELS**

EARLY SPRING SALE

INSIDE CAMPER
SHOWROOM

CROSSROADS
Recreational Vehicles

RV SALE NOW!

www.GrandviewEstates.com
2875 SR 157, Venus • (814) 354-2850
Offering Quality Mobile and Modular Homes Since 1973
Hours: Mon. & Thurs. 9-7 • Tues., Wed., & Fri. 9-5 • Sat. 9-2 PA#020099

Central Electric Cooperative
A Touchstone Energy® Cooperative

To keep you safe during home improvements we will disconnect member's power.


Call us before you work near a power line!
1-800-521-0570

811 Know what's below. Call before you dig.

Call 8-1-1 to locate underground power lines!

800-521-0570 ■ www.central.coop

This institution is an equal opportunity provider and employer.



New Era™ building systems

Come HOME to the
Quality Comfort Value
that is New Era.

www.neweramodulars.com
Facebook.com/neweramodulars

How to make spring projects more eco-friendly

The arrival of warmer weather means different things to different people. Some anticipate opportunities for outdoor fun, while others may be considering redecorating or remodeling their homes. For the latter group, home improvement season provides a great opportunity to make homes more eco-friendly.

When planning home improvement projects, it's best to first choose a project and then look for ways to make the project more environmentally friendly. Such an approach may not only benefit the environment, but it also may benefit homeowners' bottom lines.

Interior decorating
Longer days and warmer temperatures often translate into wanting to freshen up the interior of a home. Heavy draperies and comforters are put away, and lighter fabrics are taken out of storage. Whenever possible, reuse or repurpose items you already have rather than purchasing new items. Longer drapes can be cut and hemmed to be used as window treatments in other rooms. Making a patchwork blanket out of old T-shirts is a crafty project that makes use of items that would otherwise be destined for landfills.

When laundering linens, skip the energy-consuming dryer and let items line dry in the sun and fresh air.

If you decide to purchase some new items, look for products made from sustainable or organic fabrics. Hemp and bamboo textiles have grown in popularity. Hemp and bamboo plants grow quickly, and their durability makes these materials smart choices.

When replacing items around the house, donate older items to a charitable organization.

Flowers and plants

Spring and summer call to mind beautiful blooming plants. Relying on native, sustainable plants is practical, environmentally friendly and cost-effective.

According to the National Wildlife Federation, sustainable plants are native plants. Native plants sustain local wildlife more effectively than non-native alternatives, so include native plants in your sustainable garden. Native plants also are less reliant on pesticides and herbicides to keep them healthy and viable.

Don't forget to bring plants indoors as well. Even though you may be opening the windows more, indoor plants can filter and purify indoor air. The NASA Clean Air Study, led in association with the Associated Landscape Contractors of America, found that certain common indoor plants naturally remove toxic agents such as benzene, formaldehyde and trichloroethylene from the air. Efficient air cleaning is accomplished with at least one plant per 100 square feet of home or office space.

Proper disposal
Spring cleaning is another tradition for many families come the end of winter and dawn of spring. Many people use spring as a time to go through closets and garages to remove items they no longer use or need. In an effort to clean up fast, some people may dispose of chemical products, paints, treated lumber, and many other items in ways that can be damaging to the environment. Always learn local municipal guidelines for proper disposal of potentially harmful products. Area recycling centers may have drop-off areas for stains and paints, used motor oil and other potentially harmful products.

Before discarding something, see if it can be donated or sold. This will result in fewer items ending up in landfills.

Exercise caution outdoors as well. Runoff from cleaning products used on home siding or driveways can leach into the surrounding soil or find its way into sewage drains that ultimately direct fluids to public waterways. Choose environmentally responsible products whenever possible.

Springtime renovation and cleaning projects provide the perfect opportunity to adopt eco-friendly practices that pay dividends for years to come.

Spring cleaning projects you don't want to forget

Spring cleaning is an annual tradition in many households. After a winter spent cooped up indoors, spring cleaning can rejuvenate a household and provide a great chance to rid a home of a season's worth of clutter.

Donating old clothes and cleaning out the garage are popular spring cleaning projects, but there are a host of additional tasks homeowners can tackle to freshen up their homes this spring.

Floors
Simply vacuuming or sweeping the floors might not be enough to banish some of winter's most unwanted guests. Dust has a way

of settling into a home over the course of a typical winter, and it's easy for a home's inhabitants to track dirt and debris inside as well. After vacuuming or sweeping floors, go over them with a mop. Doing so can remove any lingering dust, dirt, debris, and allergens the vacuum or broom failed to pick up. Apply wood cleaner and polish to wood floors to make them look even cleaner.

Baseboards
Though baseboards might not seem all that dirty, upon closer inspection homeowners might notice substantial accumulations of dirt and dust. Such dirt and

dust many not be removed so easily, so homeowners might need to use hot water and a sponge to remove any debris that is clinging.

Curtains
Curtains also may have absorbed substantial amounts of dust, dirt and debris over the winter. This might be more visible near the end of winter when more sunlight begins to shine through. Clean the curtains in adherence to the manufacturer instructions before you open windows for the season so any wind that blows in does not spread debris onto nearby furniture. Once the curtains have been washed, opening windows may help them dry more quickly.

Bathrooms
Bathrooms also tend to bear the brunt of winter weather, as mold and grime can accumulate throughout a season in which it's too cold to open bathroom windows to let fresh air in after bathing. Inspect ceilings, tubs, shower stalls, and floors for any signs of mold growth or grime. Mold growth in a home can lead to respiratory problems and exacerbate existing conditions such as asthma, so it's best to inspect bathrooms for any signs of mold growth throughout winter. If you have let that slip, prioritize such inspections come spring cleaning time.

Furniture
It's easy to overlook furniture when tackling spring cleaning, but dust and dirt can quickly accumulate on couches and chairs over the course of winter. When possible, vacuum furniture to remove any debris that might have accumulated while windows and doors were kept shut, and shampoo any cushions or seat covers that don't pass the smell test.

Spring cleaning encompasses a host of tasks, and homeowners who want a truly clean house should not overlook smaller tasks that can produce big results.

Reclaimed wood adds instant appeal to home projects

Repurposing salvaged wood is a popular trend in the home improvement industry. Not only can using salvaged wood give a home a one-of-a-kind look, but it's a handy way to incorporate the three Rs of green living into your lifestyle: reduce, reuse and recycle.

Reclaimed wood is often used in flooring, beams, wall treatments, and doors, but it also can be turned into furniture or home accent items. Reclaimed wood adds warmth and historical interest to a home's decor that newer materials may lack. Although finding wood that can be salvaged takes time and some legwork, such efforts can quickly pay off. Many businesses are now devoted to reclaimed timber, which can help make the process of finding and using salvaged wood even easier.

Homeowners considering reclaimed wood may be interested to learn that such wood can serve various functions aside from

benefitting the planet.

Match old-growth wood. New regulations may prevent certain species of trees from being cut down. That means it can be challenging to match old wood in a home, particularly if you're looking to maintain historical value and authenticity. Relying on salvaged wood items can alleviate this concern, ensuring that you can find rare woods that are no longer available brand new.

Salvaged wood has character. It's difficult to mimic the natural age marks and character that older wood may have. Instead of being raised on farms, wood harvested decades ago probably grew in natural environments, making the wood both durable and strong. The color and grain of salvaged wood may also be unique.

Look at objects in a new way. Doors are versatile pieces of reclaimed lumber because they're already flat and rather large. Doors can be turned into headboards, tables or

benches. Staircase or porch posts can be turned into candlestick holders, and wood shutters can dress up walls and provide a place to hang artwork and other wall items.

Reclaimed wood can be found everywhere. Most people do not have to look too far to find wood they can salvage. Check salvage yards, landfills, dumpsters in front of older homes being renovated, or older, unused barns in rural settings. You also can collect driftwood or discarded shipping crates.

While some reclaimed wood can be used as-is, some pieces may require millwork, including sanding, cutting, shaping, and finishing. If you do not have these skills, you probably will have to hire someone who does.

The Internet is awash with ideas for putting salvaged wood to use. Get inspired and then find the pieces that will fit your project.



EARTHWORX
Screened Topsoil • Limestone & Gravel
Retaining Walls • Mulch • Patio Pavers
814-849-9679
435 ROUTE 36, BROOKVILLE, PA • WWW.EARTHWORX.BIZ

LIST YOUR AUCTION WITH US TODAY!
Farm • Livestock • Antiques • Estates
Business Liquidation • Appraisals • Machinery
Let us explain how the auction methods of marketing can work for you!



TODD BEICHER
AUCTIONEER
Professional Auctioneers of Pennsylvania
2490 Lake Lucy Rd., Tionesta, PA 16353
(814) 354-2290 AU-002818-L



Jefferson Paving Corp.
* Asphalt paving * Bonded Road Repair * Sealcoating
* Grading * Hauling * Crack filling
* Line Painting * Milling * Chip sealing

Commercial & Residential
Quality, integrity, and professionalism...making life smoother
1288 Turner Road, Brookville, PA 15825
Phone: (814) 849-8838 Fax: (814) 849-1913
www.jeffersonpaving.com



Simplicity
NO MONTHLY INTEREST FOR 48 MONTHS*
On Purchases of \$3,500 or more with your Briggs & Stratton credit card made between 3/1/16 to 3/31/16. A \$125 Promotion Fee will be charged. 48 Equal Monthly Payments required.



Broadmoor™ Lawn Tractor
Citation XT™

Tom's Sales and Service, Inc.
Rt. 322 West, Clarion Riverhill, Shippenville
(814) 226-4013
www.tomssalesandservice.com

Note: Features vary by model. *See Dealer or operator's manual for details. Offer applies only to single-receipt qualifying purchases. A promo fee will be charged and included in the promo purchase balance equal to \$50 for promos 12-17 months; \$125 for promos 18 months or longer. No monthly interest will be charged on promo purchase balance (including related promo fee) and equal monthly payments are required equal to 2.98% of initial promo purchase amount until promo is paid in full. The equal monthly payment will be rounded to the next highest whole dollar and may be higher than the minimum payment that would be required if the purchase was a non-promotional purchase. Regular account terms apply to non-promotional purchases. For new accounts: Purchase APR is 0%; Minimum Monthly Interest Charge is \$0. Existing cardholders should see their credit card agreement for their applicable terms. Subject to credit approval.

www.simplicitymfg.com

JOHNNY ON THE SPOT
"no job too odd or small, we do it all!"
General Construction & Handyman Services

- Siding/Roofing • Plumbing • Electrical
- Decks/Porches • Remodeling
- Free Estimates • Fully Insured

814-782-3724 or cell 814-229-9661
PA014269



Kahle's Kitchens
814-744-9390

- All Wood Cabinetry
- "New" Outdoor Cabinetry
- Computer Designs & Views
- Molding Unfinished & Finished
- Appliances
- Certified Appliance Repair
- Bio-Bricks

www.kahleskitchens.com PA069389



ALLEGHENY MOUNTAIN HARDWOOD FLOORING

FROM OUR FOREST TO YOUR FLOOR

Sustainably harvested in western PA, family owned and operated to ensure the highest quality flooring for your home




HICKMAN Lumber Co., Inc.
HICKMAN Timber Management, Co.

501 Main St., Emlenton, PA 16373 | 800.867.9441
www.hickmanwoods.com



The CARPET BARN
SINCE 1971

South Fifth Ave., CLARION
814-226-7332
M-W-F 9-5 • Tu-Thur 9-7
Sat. Closed




HOME, LIFE, AUTO? WE NEED YOUR HELP!

Understanding insurance is our job; getting it should be yours. For all your insurance needs to home, to life, to auto, we have the right policy to cover it all.
Call us at 814-226-8041


Burns & Burns Associates, Inc.
859 Main St., PO Box 786
Clarion, PA

IMPROVING YOUR HOME



You can increase the value of your home and the quality of your life at the same time. How? With a home improvement loan from us. See us today for rates that will fit your budget. We're an equal housing lender.

A Better Way To Bank



CLARION COUNTY COMMUNITY BANK
Member FDIC

Are formal spaces disappearing? Sustainable flooring options abound

Formal dining and living spaces could once be found in every home. But such rooms are becoming more and more rare, thanks in large part to the rising popularity of multipurpose open spaces.

As early as 1992, architects and builders were predicting the demise of formal living spaces in homes. At that year's International Geographical Congress, architectural geographer Artimus Keiffer estimated the living room and dining room would disappear from the American residence in the next century, to be replaced by the family-entertainment room and the computer room. According to experts, many home buyers have inquired about converting their formal dining rooms into office spaces or rooms to be used for purposes other than dining.

The National Association of Home Builders also released a special report listing home features expected to become the norm within the next several years. More than half of the NAHB study participants expected the living room to merge with other spaces in the home, while 30 percent expected it to vanish to save on square footage.



Formal dining rooms may fall victim to more useful spaces popularized by modern home plans.

So what is taking the place of living rooms and dining rooms? Great rooms and open-concept kitchens have steadily caught the eyes of designers and homeowners alike. Such rooms enable a free flow between lounging and entertaining spaces and the heart of the home - the kitchen. On-the-go families may not be sitting down to the same formal dinners they once were, or they don't need the pomp and circumstance of formal meals. Large eat-in-kitchens function well for family meals and even for entertaining friends in a relaxing way.

Thanks to the advent of wireless technology and mobile devices, home residents no longer need to be re-

gated to one room in the house for their media watching or computer use. This may have helped to accelerate the disappearance of living rooms. In addition, the concept of devoting one space as a media-free zone (traditional formal living or sitting rooms tend to be tech-free) may seem antiquated to this plugged-in generation. Rooms that are comfortable and serve various purposes better suit today's homeowners.

The rules that once governed the traditional home floor plan are more fluid than ever. Homeowners' preferences are having a greater impact over which rooms are now being included in new homes and which ones are soon to be histo-

ry. Kitchen and bathroom remodeling projects tend to make great investments, earning homeowners significant returns when they sell their homes down the road. But flooring upgrades are another home renovation project that can attract attention and help sellers when they put their homes on the market.

Home flooring options abound, and it is easy to get excited and overwhelmed about flooring renovation projects. When choosing new flooring materials, homeowners should keep in mind the latest consumer trends, as those trends might help them recoup more of their flooring investment down the road.

One popular flooring trend is the use of sustainable materials. In addition to the more widely known benefits of choosing sustainable flooring, such as protecting natural resources and reducing a home's carbon footprint, sustainable flooring can help reduce indoor air pollution. Various studies from the U.S. Environmental Protection Agency have shown that indoor air pollutant levels may be higher indoors than outdoors. A major contributor to indoor air pollution are the volatile organic compounds, or VOCs, being off-gassed by carpeting and other flooring in a home.

Flooring manufacturers and designers are embracing the green design and remodeling movement. Today there are many beautiful and sustainable eco-flooring options. Here are some of



the more popular materi-

als.
 · **Bamboo:** Contrary to popular belief, bamboo is not a wood, but a grass. It is a fast-growing grass, and that makes it a smart choice in many design applications. Also, unlike wood, which will absorb moisture and can warp, bamboo repels water and can be used for flooring in areas where one wouldn't think to put wood, such as in bathrooms, entryways or mudrooms. Bamboo is naturally very light in color, but can be stained in many different hues to give homeowners more options.

· **Green carpeting:** Consumers can now find a wide range of sustainable carpets and rugs that are available at competitive prices. Wool carpets made with undyed or vegetable-dyed yarns and minimal glues are some options. Some carpets are even made from recycled content, such as rubber and plastics. Water-based, low-VOC adhesives paired with recycled cotton padding can reduce the toxicity and impact of carpeting even further.

· **Cork:** Growing in popularity, cork is a material harvested from the

bark of cork trees found in the forests of the Mediterranean. The bark grows back every three years, so it is a handy renewable resource. Cork boasts fire-retardant properties and may naturally repel insects. It can usually be stained to suit various color schemes.

· **Rubber:** Rubber flooring may call to mind fitness gyms and playground safety substrate, but it's also slowly finding its way into homes. Made from recycled tires, rubber flooring is flexible underfoot and can be long-lasting and colorful.

· **Reclaimed wood:** Rather than purchasing brand new hardwood planks for flooring, homeowners can opt for reclaimed wood reused from other building applications. After some sanding, staining and finishing, reclaimed wood provides homeowners with the opportunity to choose traditional hardwood flooring without any concerns about deformation.

Eco-friendly flooring materials continue to evolve and can be smart choices in today's homes.

How to clean and maintain stainless steel

No matter the style of a homeowner's kitchen, be it modern, traditional or farmhouse, stainless steel appliances can add a pop of shine and a touch of class. Proponents of stainless steel appliances note their easy maintenance, stylish look and durability. Plus, the neutral tone of stainless steel helps it blend in with just about any color palette.

Stainless steel is lauded for its strength and resistance to corrosion and rust. These attributes make it a popular choice in kitchens, where moisture is an issue. Although they are certainly durable choices, stainless steel appliances require maintenance to keep them looking and performing at their best. Considering that stainless steel also costs more than other finish options, taking the time to learn proper care can help protect homeowners' investments.

· **Avoid chlorine bleach** or other products containing chlorine. Although stainless steel is highly resistant to corrosion, it is not completely impervious. Chlorine products can damage the surface of stainless steel appliances and stain them if the chlorine is left to sit.

· **Do not use metal** scourers or coarse abrasives on the stainless steel because such products may scratch the steel. Steel wool pads can leave behind a residue of small metal particles that may eventually rust.

· **Baking soda** mixed with a little dish soap can be used to remove some tough dirt and stains. Rinse well and towel dry to avoid streaking.

· **Clean and wipe** the steel in the direction of the "grain." Usually this means working from the top of the appliance and moving down toward the floor.

· **Consult with the** owner's manual before undertaking any maintenance or cleaning. The appliance may have a special coating over the stainless steel to help protect it, and it's best to know what you're dealing with before getting your hands dirty.

cleaning product or scouring method, always test it first in an inconspicuous spot to see if it is effective or harmful.

· **Professionals** recommend applying cleansers with a soft cloth or sponge. Then wipe dry

with a soft, clean cloth or allow to air dry.

Stainless steel remains a popular material in kitchens for sinks and appliances. With care, stainless steel can look like new for years to come.

Madness In March Sale

1 GRAND PRIZE of \$500 toward a purchase at Shirey Overhead Doors

REGISTER IN THE SHOWROOM OR ONLINE

All Homeowners will receive special contractor pricing throughout the month of March on Raynor Garage Doors, on ProVia Entry Doors & Storm Doors, and all Brands of Vinyl & Clad Windows. No Purchase Necessary To Enter.

1-800-227-4161

www.shireydoors.com • sdoors@shireydoors.com

GM EQUIPMENT RENTALS

RENTALS-SALES SERVICE

1-877-GM1-LIFT

The Cabinet Store in Seneca...Our "One Stop" Showroom

Featuring CUSTOM MADE CABINETS by Ase's and Our Pre-Made Collections!

ASEL'S CABINET SHOP

Custom Made Cabinets & Countertops

Residential & Commercial

Locally owned & operated for over 70 years

814-677-3063 • Rouseville Rd., Rouseville

10 Year Anniversary * 10% Off Cabinets

THE CABINET STORE

We have over 70 years Experience in helping you design a project to meet your needs!

READY MADE CABINETS BY Merillat, Candlelight, Medallion, Legacy

AUTHORIZED COUNTERTOP DEALER FOR: Zodiac, Corian, Formica, Granite, Gibraltar, WilsonArt

3272 State Route 257, Seneca PA

814-677-5522 or 877-977-2227

CLARK Electric

53 South 4th Avenue, Clarion • (814)226-6100

ANYTHING ELECTRIC Residential & Commercial

- Old House Rewiring
- Smoke Detectors
- New Service Construction
- Underground Wiring
- Indoor/ Outdoor Lighting Upgrades

24 HOUR EMERGENCY SERVICE

HIC# PA051589

www.ClarkElectric.net

TRIM-RITE TREE SERVICE

Tired of Mowing Around Stumps?

Consider Stump Grinding

Tree Removal
Brush Chipping
Free Estimates
Firewood Available

814-358-2770

McMillen's Carpet Outlet

THE BEST SELECTION OF CARPETS & REMNANTS IN THE AREA!

Full Service Dealer For All Types Of Flooring

Stock Laminate & Tile Specials

Binding for Carpet Available

- Commercial & Residential -

Exit 64 South of I-80 Old Exit 10
Route 66, Clarion, PA • 814-764-5651

Pat McMillen, Owner
M-F 9am to 5pm • Sat. 9am to 1pm

ARC HOME SERVICES

APPLIANCE REPAIR
(Free diagnosis with repair)

APPLIANCE INSTALLATION

SEE WEBSITE FOR PRICING

Other Services Include:
Plumbing • Electrical • Product Assembly

\$15 OFF SERVICE WITH THIS AD

814-592-7166

http://archohomeservices.wix.com/archo-home-services

QUALITY FURNITURE AT GUARANTEED LOW PRICES

OVER 1 ACRE OF FURNITURE

Voted #1 Furniture Store in the Area!

UP TO 75% OFF* Storewide

Plus Additional 10% OFF

OR Interest Free Financing Till 2019

TEMPUR-PEDIC
The most highly recommended bed in America

Sealy ENGLANDER restonic

Bassett Broyhill Simmons

All offer the perfect blend of comfort and support at the guaranteed lowest prices!

| | | |
|--|--|---|
| Over 300 Recliners starting at \$399⁹⁵ | Over 200 Sofas starting at \$499⁹⁵ | Over 50 Bedroom Suites starting at \$999⁹⁵ |
| Over 60 Dinettes starting at \$299⁹⁵ | FREE DELIVERY WITH 50 MILE RADIUS* | Over 50 Mattress Styles-Pillow Top Queen Sets starting at \$299⁹⁵ |

*Off ref. prices. On purchases of \$500 and higher. Some exclusions apply. See store for details. Limited quantities. Not responsible for typographical errors.

Lindberg Furniture

SAVEATBOBS.COM

Route 219 Johnsonburg, PA • 814.965.5482
I-80 at Exit 78, Brookville, PA • 814.849.4800

MONDAY-WEDNESDAY 9AM-6PM,
THURSDAY & FRIDAY 9AM-8PM, SATURDAY 9AM-5PM

New 2016 CRUZE

• Pwr Equipment • Automatic • OnStar & Much More!
 #16054



Reduced Price.....\$19,995
 Rebates.....-2,500
 Lease Loyalty.....-500
 Cash/Trade.....-3,000
\$13,595*

\$0 SEC. DEPOSIT LEASE FOR \$99/mo*
 24 mos.

New 2016 MALIBU

• Pwr Equipment • Automatic • OnStar & Much More!
 #16015



Reduced Price.....\$23,395
 Rebates.....-2,500
 Lease Loyalty.....-500
 Cash/Trade.....-3,000
\$17,395*

\$0 SEC. DEPOSIT LEASE FOR \$139/mo*
 24 mos.

New

2015 CITY EXPRESS

• Auto • Air • Fuel Efficient • Business/Cargo Van



Reduced Price.....\$20,995
 Rebate.....-1,500
 Lease Loyalty.....-500
 Cash/Trade.....-3,000
\$15,995*

#15229

*Leases 10K miles/year. Malibu and Cruze lease \$1,800 due at signing. Equinox lease \$5,000 due at signing. Includes lease loyalty or lease compact. Must qualify. With approved credit. Tax & tags excluded. Lease Loyalty requires in-household GM lease. See dealer for details. Good through 3/26/16.

100,000 MILE WARRANTY*
LOW MILEAGE TRADES
1-OWNER LOCALLY OWNED VEHICLES
PRE-OWNED IN STOCK

FREE CARFAX

2 Years of WARRANTY*

CERTIFIED PRE-OWNED VEHICLES

BRIAN BOYLE
 AL MONTEIRO
 CHAD SPROHAR
 PHIL WOMER
 TONY DIETZ
 JOSH SHREFFLER
 GEORGETTE CLARK
 MATTHEW MOTTER
 MELISSA HARTLE
 SAMARA SAELEK
 JIM HARRY

| | | | | | |
|---|--|---|---|--|--|
| 11 HONDA CIVIC 4 Door, Air, 6 Speed, Pwr, Cruise, Bluetooth \$10,598* | 09 CHEVY IMPALA LT, V6, Auto, Air, Full Power, Moonroof, Alloy, Low Miles \$10,998* | 11 CHEVY MALIBU Auto, Air, Pwr, Alloy, Low Miles \$10,998* | 07 TOYOTA RAV4 AWD Limited, V6, Auto, Air, Pwr, Alloy, Moonroof, Alloy \$11,998* | 14 DODGE DART SXT 6 Speed, Auto, Air, Pwr, Alloy, PLS, Cruise, Back Up Camera, U-Connect \$13,998* | 06 CHEVY SILVERADO 4X4 Ext Cab, Z71, V8, Auto, Air, Pwr, Alloy, Extra Chair, 1 Owner \$14,598* |
| 12 JEEP PATRIOT 4x4 Leather, Auto, Air, Pwr, Alloy, Heated Seats, Alloy, 1 Owner \$14,998* | 08 JEEP GRAND CHEROKEE 4x4 Limited, Hemi, V8, Auto, Air, Pwr, Alloy, Moonroof, Low Miles \$14,998* | 08 GMC ACADIA SLT AWD V6, Auto, Air, Full Power, Alloy, Moonroof, DVD \$14,998* | 10 FORD ESCAPE 4x4 Limited, V6, Auto, Air, Full Power, Alloy, Moonroof, Low Miles \$15,998* | 15 CHRYSLER 200 LIMITED Auto, Air, Full Power, Alloy, Low Miles, Like New \$15,998* | 2016 JEEP CHEROKEE 4x4 #66036, Sport Pkg., Auto, Air, Pw/PL, Heated Seats/Steering Wheel/Mirrors, Back-Up Camera & Alloys \$23,198 |
| 13 JEEP COMPASS 4x4 Sport, Auto, Air, Alloy, 1 Owner, Low Miles \$16,998* | 11 CHEVY EQUINOX AWD LT, Auto, Air, Full Power, Alloy, Pw/PL, Low Miles \$16,998* | 12 CHRYSLER TOWN & COUNTRY Touring, L, V6, Auto, Air, Full Power, AC, Leather, Pw/PL, Alloy, Rear DVD \$16,998* | 13 FORD ESCAPE AWD SE, Auto, Air, Full Power, Alloy, Low Miles \$16,998* | 13 CHEVY EQUINOX AWD LS, Auto, Air, Pwr, Alloy, Low Miles \$17,998* | 2016 CHRYSLER TOWN & COUNTRY TOURING #56003, V6, Auto, Front & Rear Air, Pw/PL, Power Seat, Leather, DVD, Heated Seats/Steering Wheel, Mirrors, Remote Start & Alloys \$23,848 |
| 10 CHEVROLET CAMARO RS Package, 6 Speed, Full Power, Leather, Alloy, 1 Owner, Like New \$18,998* | 10 CHEVY SILVERADO 4x4 Ext Cab, Z71, V8, Auto, Air, Pwr, Alloy, Low Miles, Clean \$18,998* | 14 CHEVY EQUINOX AWD 2LT, Auto, Air, Pwr, Alloy, Seats, Back Up Camera \$20,998* | 14 CADILLAC ATS AWD Lexus, V6, Auto, Air, Full Power, Alloy, One Owner, Clean \$20,998* | 12 JEEP GRAND CHEROKEE 4x4 Lambert, SLX, Full Power, Leather, Moonroof, Nav, Alloy, 1 Owner \$20,998* | 2016 DODGE CHARGER AWD #46040, V6, 8 Spd, Auto, Air, Pw/PL, Power Seat, Park Assist, Remote Start & Alloys \$25,498 |
| 10 RAM 1500 4x4 Quad Cab, V8, Auto, Air, Pw/PL \$20,998* | 13 JEEP WRANGLER Sport, V6, Auto, Air, Alloy, Hemi, Low Miles, Sharp \$23,998* | 15 SUBARU FORESTER AWD 2LT, Auto, Air, Pwr, Alloy, Seats, Back Up Camera \$20,998* | 14 CADILLAC ATS AWD 2.0 Turbo, Auto, Full Power, Leather, Low Miles, Like New \$24,998* | 12 CHEVY COLORADO 4x4 Crew Cab, Z71, Auto, Air, Pw/PL, Alloy, Low Miles, New Owner, Like New \$25,998* | |
| 11 CHEVY SILVERADO 4x4 Crew Cab, LTZ, V8, Auto, Air, Full Power, Alloy, Low Miles, Clean \$26,998* | 12 FORD F150 4x4 Supercrew, XLT, Auto, Air, Full Power, Alloy, Low Miles \$25,998* | 11 RAM 2500 4x4 Reg Cab, Long Box, V8, Hemi, V8, Auto, Air, 11,000 Miles, Like New \$26,998* | 14 CADILLAC ATS-4 AWD Performance Package, Full Power, Leather, Navigation, Low Miles \$28,998* | 13 CHEVY SILVERADO 4x4 Ext Cab, LT, V8, Auto, Air, Full Power, Alloy, Low Miles \$28,998* | |
| 13 CHEVY SILVERADO 4x4 Ext Cab, V8, All Star Pkg, Full Power, Alloy, 1 Owner, 5,000 Miles, Must See \$29,998* | 12 FORD F150 4x4 Platinum SVT, per Crew V8, Eco-Boost, Leather, Moonroof, Power \$29,998* | 13 FORD F150 4x4 FKA, Supercrew, Eco-Boost, Leather, Sunroof, Low Miles \$30,998* | 14 FORD F-150 4x4 Lariat, Auto, Air, Full Power, Alloy, Low Miles, New \$37,998* | 14 RAM 3500 4x4 Crew Cab, Auto, Air, Hemi, Auto, One Owner, 9,000 Miles \$38,998* | |

*PLUS TAX AND TAGS. SEE DEALER FOR WARRANTY DETAILS. VEHICLES PICTURED MAY NOT BE ACTUAL SALE VEHICLE. GOOD THROUGH 3/28/16.

SPRING CLEARANCE EVENT
Chevrolet
NORTHPOINTE
TRUCK MONTH

2016 RAM 1500 4x4 CREW CAB BIG HORN
 #46026, Hemi, V8, 8 Spd, Auto, Pw/PL, 10 Way Power Driver Seat, Heated Seats/Steering Wheel, Anit Spin Differential, 8.4 Touchscreen Radio w/ U-Connect, Back-Up Camera, Trailer Pkg., Remote Start, Front & Rear Park Assist, 20" Chrome Wheels.
 Leases For \$348 for 24 mos.
\$34,998
 0% APR FOR 60 MOS + \$4,500 BONUS CASH
 TOTAL SAVINGS OVER \$12,000

2016 JEEP CHEROKEE 4x4
 #66036, Sport Pkg., Auto, Air, Pw/PL, Heated Seats/Steering Wheel/Mirrors, Back-Up Camera & Alloys
 REDUCED PRICE.....\$27,688
 REBATE.....-1,000
 BONUS CASH.....-500
 CASH/TRADE.....-3,000
\$23,198

2016 CHRYSLER TOWN & COUNTRY TOURING
 #56003, V6, Auto, Front & Rear Air, Pw/PL, Power Seat, Leather, DVD, Heated Seats/Steering Wheel, Mirrors, Remote Start & Alloys
 REDUCED PRICE.....\$32,588
 REBATE.....-3,000
 BONUS CASH.....-2,500
 CHRYSLER CAPITAL.....-500
 CASH/TRADE.....-3,000
\$23,848
 0% APR FOR 60 MOS + \$2,750 BONUS CASH

2016 DODGE CHARGER AWD
 #46040, V6, 8 Spd, Auto, Air, Pw/PL, Power Seat, Park Assist, Remote Start & Alloys
 REDUCED PRICE.....\$31,488
 REBATE.....-1,000
 SELECT BONUS CASH.....-1,500
 CASH/TRADE.....-3,000
\$25,498

Tax & tags excluded. Chrysler Capital requires financing through Chrysler Financial. Ram total savings includes pkg discount, dealer discount and total of incentives. 0% financing with approved credit through Chrysler Financial. 60 monthly payments of \$16.67 per \$1,000 borrowed at 0% select bonus cash on select vehicles. Ram lease for 24 months/10,000 miles per year with tier 1/2 CCAP approval. \$999 due at signing, including 0% payment. Good through 3/28/16.

DODGE RAM
NORTHPOINTE
NAUTOMOTIVE
 Route 257 • Seneca • 814-676-7000 • www.northpointeauto.com