



Prior Lake-Savage Area Schools

Open Forum
Synthetic Turf
July 15, 2013

Why We're Here

- Growth in field sports has added tremendous use to grass fields. Varsity fields are “protected” to ensure top level condition.
- Review conceptual design and budgets for synthetic turf options at Prior Lake HS and Laker Field
- The projects would be funded by Lease Levy. The district currently has approximately \$14M in unused lease levy capacity.
- The tax-neutral long range funding plan is designed with \$12M in Lease Levy projects. (Initial split: PLHS Addition \$8.3M, \$3.7M turf)

Dan Patch Option



Budget
\$1,066,320

Field Dimensions
210'x330'

- Was Originally Designed for Turf
- Full Stadium Amenities

Laker Field Option



Budget
\$1,586,640

Field Dimensions
225'x360'

- Reuse Lights
- Grandstand
- Walking Track
- Old Track & Field Surfaces Removed

West HS Phy. Ed Option



Budget
\$1,137,240

Field Dimensions
225'x330'

- No Lights
- No Seating
- Phy. Ed. use

Cost Summary of Options

1. Dan Patch	\$1,066,320
2. Laker Field	\$1,586,640
3. <u>HS Phy. Ed. Field</u>	<u>\$1,137,240</u>
Total:	\$3,790,200

Can meet budget in tax-neutral long range plan.

Minnesota Synthetic Turf Fields

- Rockford High School- Central Minnesota Conference
- Mahtomedi High School- Classic Suburban Conference
- St. Thomas Academy- Classic Suburban Conference (Unknown)
- North St. Paul High School- Classic Suburban Conference
- Tartan High School- Classic Suburban Conference
- Kasson-Mantorville High School- Hiawatha Valley
- Winona Cotter High School- Hiawatha Valley
- Eden Prairie High School- Lake Conference
- Edina High School- Lake Conference
- Hopkins High School- Lake Conference
- Minnetonka High School- Lake Conference
- Wayzata High School- Lake Conference
- Duluth Denfeld High School- Lake Superior Conference
- Washburn High School- Minneapolis City Conference

Minnesota Synthetic Turf Fields

- Academy of Holy Angels- Missota Conference (Unknown)
- Chanhassen High School- Missota Conference (Metro West Conference)
- Richfield High School- Classic Suburban (Metro West Conference)
- Chaska High School- Missota Conference (Metro West Conference)
- Cooper High School- North Suburban Conference (Metro West Conference)
- St. Louis Park High School- North Suburban Conference (Metro West Conference)
- **Jefferson High School- South Suburban Conference (Metro West Conference)**
- **Kennedy High School- South Suburban Conference (Metro West Conference)**
- **Burnsville High School- South Suburban Conference**
- **Lakeville North High School- South Suburban Conference**
- **Farmington High School- Missota Conference (South Suburban Conference)**
- Chisago Lakes High School- North Suburban Conference (Mississippi 8 Conference)
- Irondale High School- North Suburban Conference (Unknown)
- Spring Lake Park High School- North Suburban Conference (Unknown)
- Totino-Grace High School- North Suburban Conference (Unknown)

Minnesota Synthetic Turf Fields

- Esko High School- Polar Conference
- Centennial High School- Northwest Suburban Conference
- Maple Grove High School- Northwest Suburban Conference
- Osseo High School- Northwest Suburban Conference
- Park Center High School- Northwest Suburban Conference
- Central High School- St. Paul City Conference
- Humboldt High School- St. Paul City Conference
- Johnson High School- St. Paul City Conference
- Cretin-Derham Hall High School- Suburban East Conference
- Mounds View High School- Suburban East Conference
- Park High School- Suburban East High School
- Roseville Area High School- Suburban East High School
- Woodbury High School- Suburban East High School
- Breck High School- Tri-Metro Conference
- Sauk Centre High School- West Central Conference
- Morris Area High School- West Central Conference
- Orono High School- Wright Cty. Conference

Dan Patch Stadium

Natural Turf Field (4 months)

- Phy. Ed- None
- Band Practice- 6 Days
- Football- 6 games
- Soccer- 14 games
- Lacrosse- 14 games
- Graduation- 1

41 Events

Synthetic Turf (9 months)

- Phy. Ed- 80 Daily
- Band Practice- 25 Days
- Football- 12 games- 40 practices
- Soccer- 28 games- 40 practices
- Lacrosse- 28 Games- 40 Practices
- Baseball Practice- Spring- 10
- Softball Practice- Spring- 10
- Graduation- 1

314 Events

Community Use Dan Patch Stadium

Natural Turf

- PLAY Track

8 Events

Synthetic Turf

- PLSC Soccer- 20 Events
- PLAY Lacrosse- 20 Events
- PLAY Football- 20 Events
- Summer High School Practices/Speed and Agility 20 Events

80 Events

Laker Field

Natural Turf

- Soccer- 0
- Football- 12
- Lacrosse- 14
- Track- 0

26 Total Events

Synthetic Turf

- Soccer- 14 Games- 25 practices
- Football- 12 Games- 25 practices
- Lacrosse- 14 Games- 25 practices
- Track- 35 practices

150 Total Events

Community Use Laker Field

Natural Turf

- Football- 12 Games
- Soccer- 0 Games
- Lacrosse- 16 Games
- Track- 0 Meets

28 Events

Synthetic Turf

- Football- 40 Games- 60 Practices
- Soccer- 40 Games- 60 Practices
- Lacrosse- 40 Games- 60 practices
- Track- 10 Meets- 20 Practices

330 Events

PLAY and Soccer Participants

PLAY

- *Track – 309
- *LAX - 550
- Softball - 408
- Baseball – 1,238
- *Football – 821

- Total users - 3,326
participants listed above
- *Heavy users - 1,680

PLSC

- Spring- 1,100 participants
- Fall- 1,400 participants

- Total Users between two seasons- 2,500

Cost Analysis 25 Year Dan Patch Stadium

Sand Based Grass

- Initial Install- \$0
- Average Yearly Maintenance- \$17,000
- Total Expenditure- \$425,000

Synthetic Turf

- Initial Install- \$1.1 million
- Average Yearly Maintenance- \$4,000
- Year 11-15 Turf Replacement- \$400,000
- Total Expenditure- \$1.6 million

Cost Analysis 25 Year Laker Field

Natural Surface

- Initial Install- \$0
- Average Yearly Maintenance- \$10,000
- Total Expenditure- \$250,000

Synthetic Turf

- Initial Install- \$1.6 million
- Average Yearly Maintenance- \$4,000
- Year 11-15 Turf Replacement- \$400,000
- Total Expenditure- \$2.1 million

Cost Analysis 25 Year Phy. Ed. Field

Natural Turf

- Initial Installation- \$0
- Average Yearly Maintenance- \$10,000
- Total Expenditure- \$250,000

Synthetic Turf

- Initial Installation- \$1.15 million
- Yearly Maintenance- \$4,000
- Year 11-15 Turf Replacement- \$400,000
- Total Expenditure- \$1.65 million

Project Timeline

- ❑ Community Forum July, 2013
- ❑ Board Selection of Project Scope August, 2013
- ❑ Commence Design September, 2013
- ❑ Lease Levy Certification December, 2013
- ❑ Bid Documents Completed January, 2014
- ❑ Commence Construction May, 2014
- ❑ Fields Completed August 1, 2014

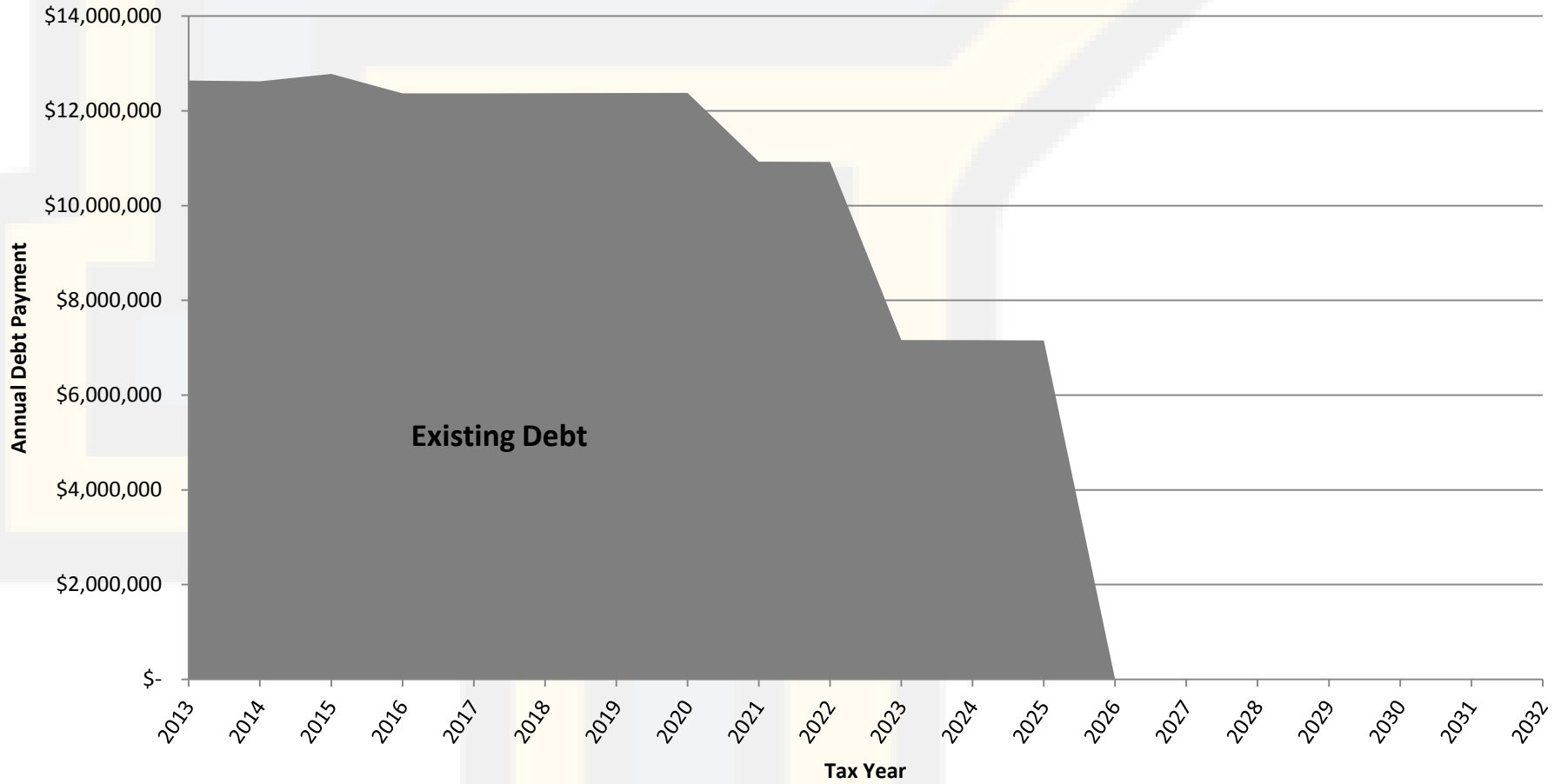
Key “Take-aways”

- 1. More participants could have access to better fields**
- 2. Can be done without a tax increase**
- 3. Fields would be ready by Fall of 2014**

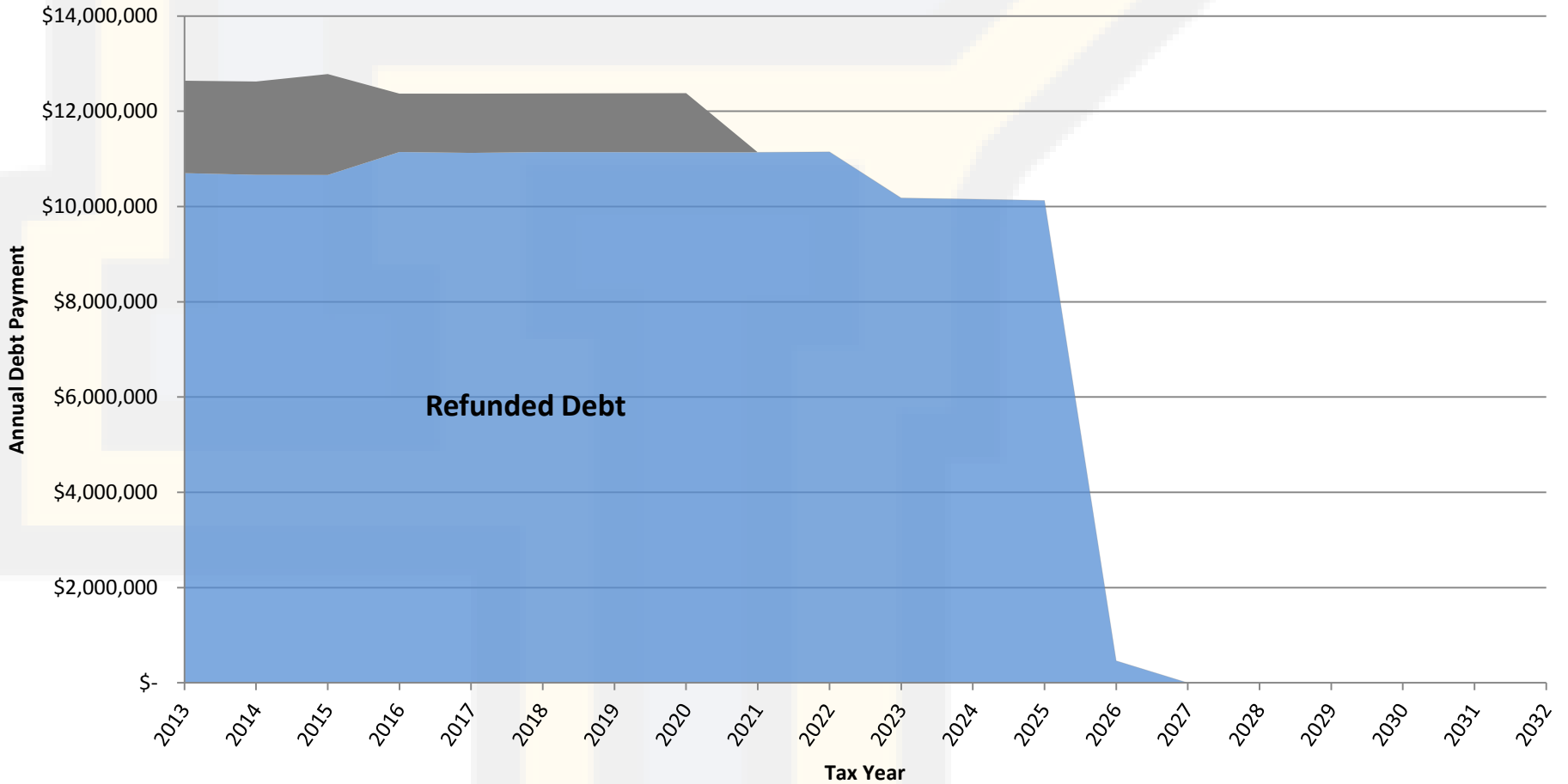
The background features large, stylized letters 'Q' and 'A' in a light blue color with a yellow drop shadow. The 'Q' is on the left and the 'A' is on the right, both rendered in a bold, sans-serif font. The letters are slightly offset from each other, with the 'A' appearing to be in front of the 'Q'.

Q & A

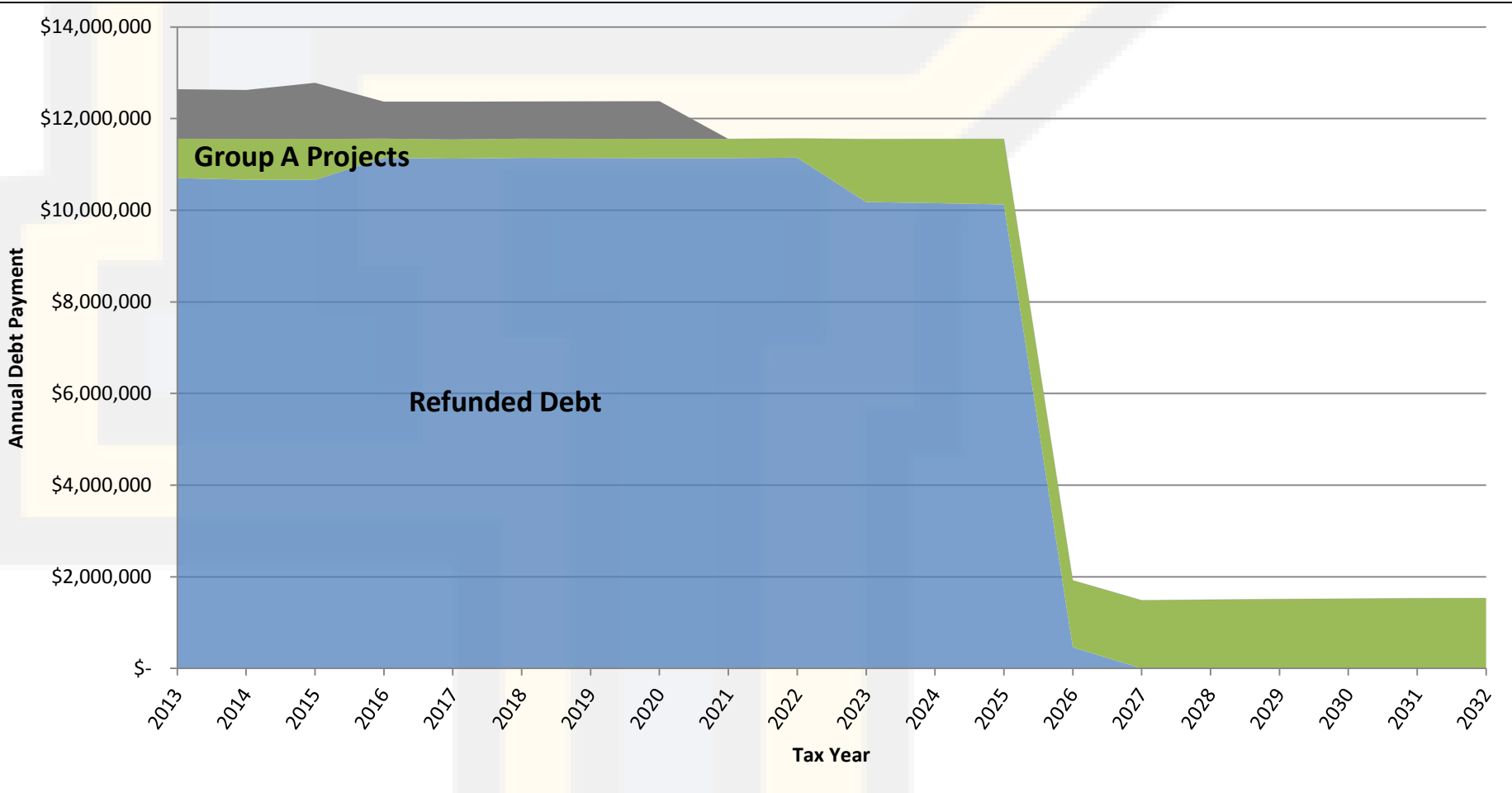
Impact on Local Taxes



Impact on Local Taxes



Impact on Local Taxes



Impact on Local Taxes

