



FERGUSON, MISSOURI

BRUSHFIRE

2014 PUBLIC OPINION SURVEY

Survey conducted September 13th through September 14th, 2014. 604 St. Louis County residents participated in the survey. Survey weighted to match demographics of U.S. Census. Margin of Error is +/- 3.53% with a 95% level of confidence. Totals do not always equal 100% due to rounding.

Q: From what you have heard, was the shooting of an African-American teen by law enforcement in Ferguson, Missouri justified?

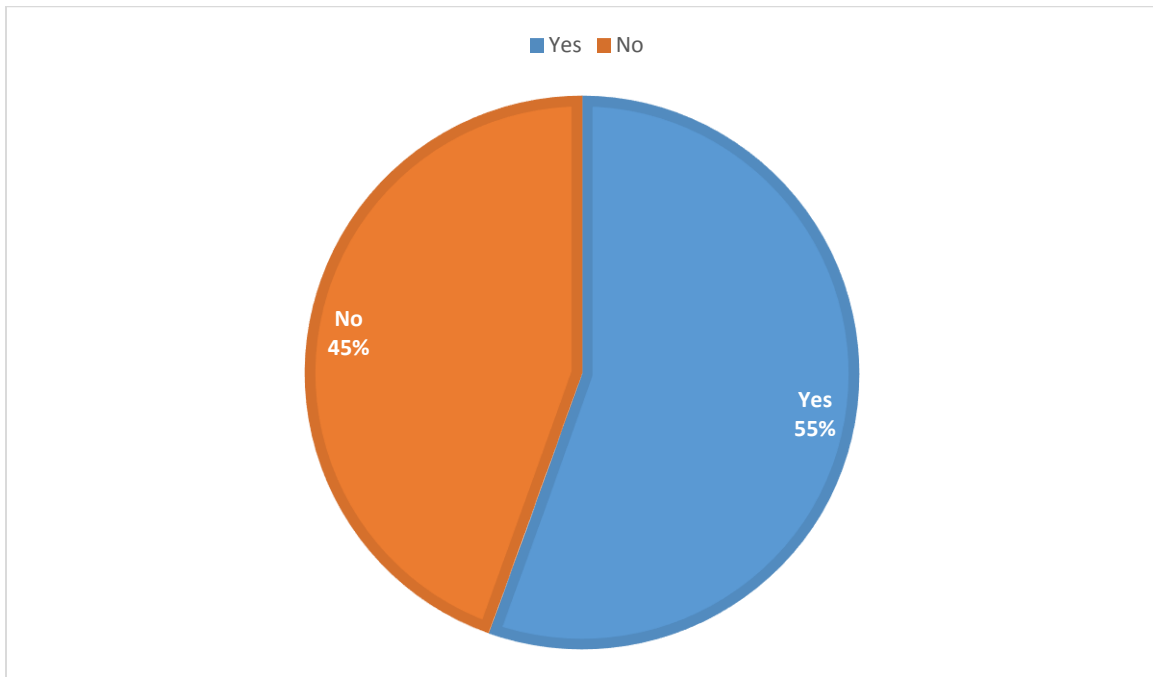


Figure 1. Total sample; base n = 604

CROSSTAB BY RACE

Q1 by Race

| | White | African-American | Other |
|----------|-------|------------------|-------|
| Column % | | | |
| Yes | 62% | 35% | 55% |
| No | 38% | 65% | 45% |



Q: In your opinion and from the information you have, who is most responsible for the violence, rioting and looting in Ferguson, Missouri?

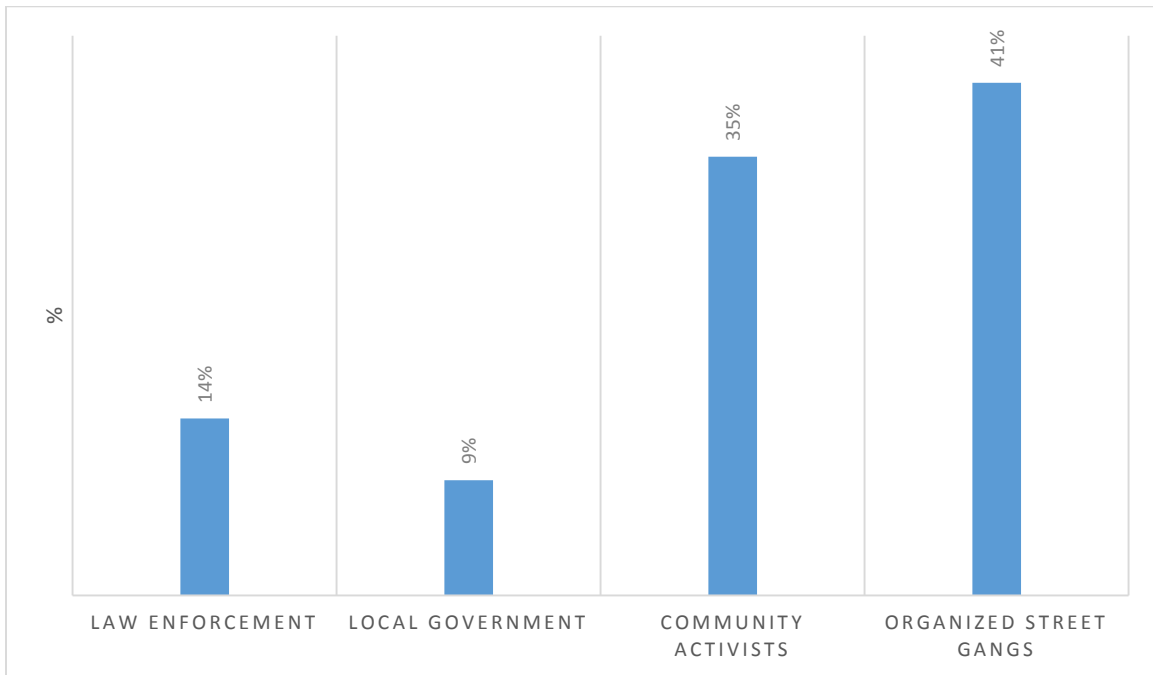


Figure 2. Total sample; base n = 604

CROSSTAB BY RACE

Q2 by Race

| Column % | White | African-American | Other |
|-------------------------------|-------|------------------|-------|
| Law Enforcement | 10% | 27% | 16% |
| Local Government | 7% | 14% | 13% |
| Community Activists | 38% | 27% | 36% |
| Organized Street Gangs | 46% | 31% | 36% |



Q: In your opinion, do you believe the African-American teen shot and killed by a law enforcement officer in Ferguson, Missouri was targeted because of his race?

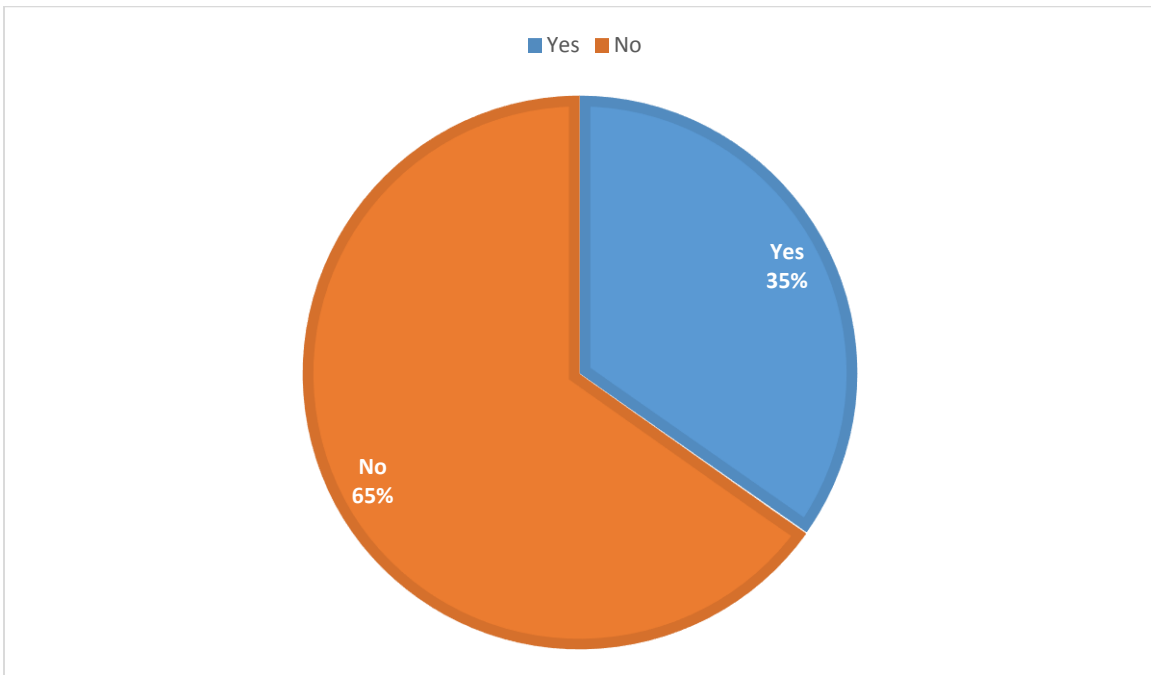


Figure 3. Total sample; base n = 604

CROSTAB BY RACE

Q3 by Race

| Column % | White | African-American | Other |
|----------|-------|------------------|-------|
| Yes | 23% | 64% | 46% |
| No | 77% | 36% | 54% |



Q: In your opinion, and with the information you know, should the law enforcement officer who shot and killed an African-American teen in Ferguson, Missouri be arrested and charged with a crime?

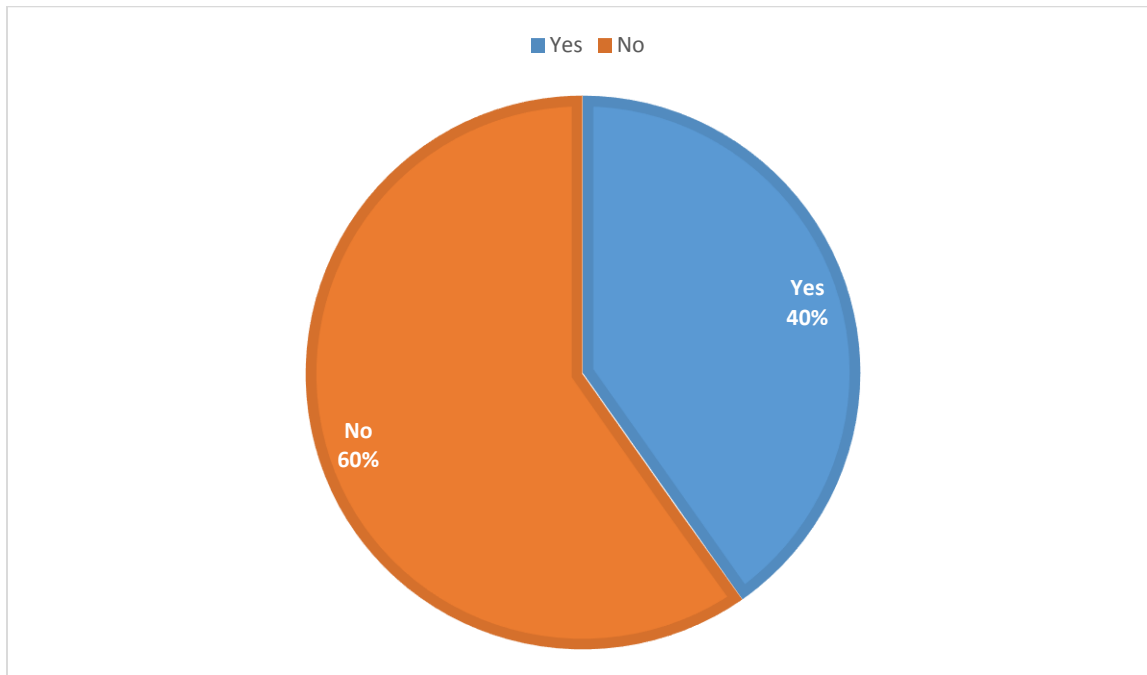


Figure 4. Total sample; base n = 604

CROSTAB BY RACE

Q4 by Race

| Column % | White | African-American | Other |
|------------|-------|------------------|-------|
| Yes | 28% | 71% | 49% |
| No | 72% | 29% | 51% |

Q: In your opinion, how do you view Governor Jay Nixon’s handling of the situation in Ferguson, Missouri?

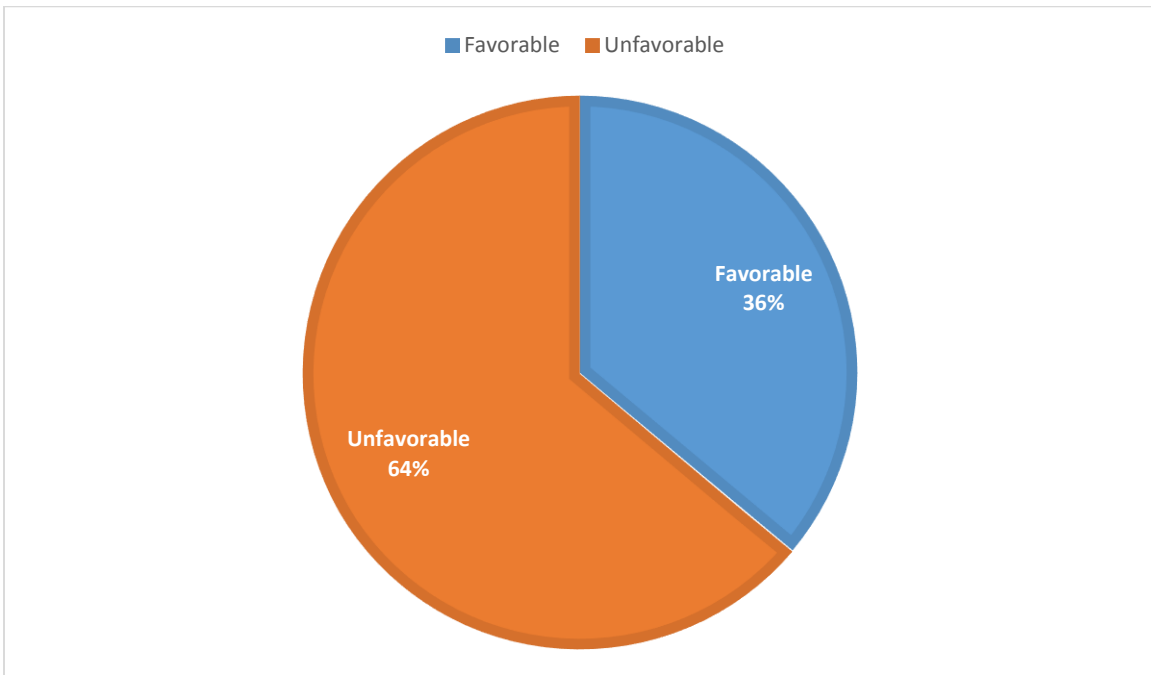


Figure 5. Total sample; base n = 604

CROSTAB BY RACE

Q5 by Race

| Column % | White | African-American | Other |
|--------------------|-------|------------------|-------|
| Favorable | 38% | 30% | 38% |
| Unfavorable | 62% | 70% | 62% |

Q: In your opinion, has the media made the situation in Ferguson, Missouri better or worse?

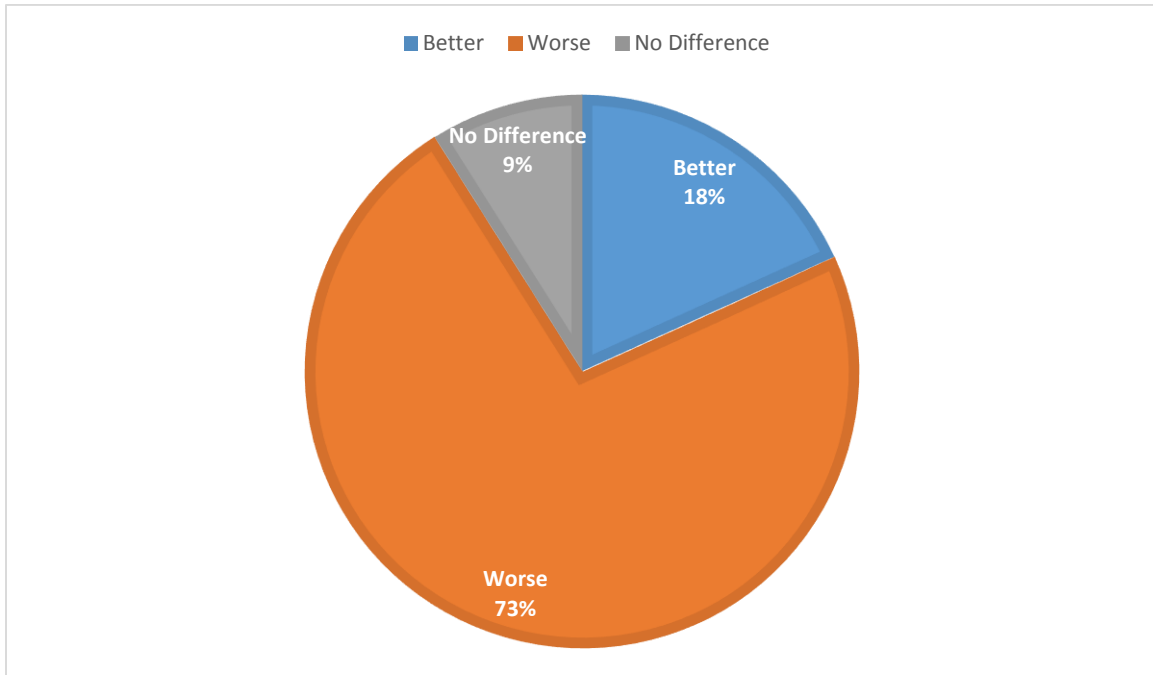


Figure 6. Total sample; base n = 604

CROSTAB BY RACE

Q6 by Race

| Column % | White | African-American | Other |
|----------------------|-------|------------------|-------|
| Better | 12% | 37% | 18% |
| Worse | 81% | 50% | 70% |
| No Difference | 7% | 13% | 12% |

Q: In your opinion, will St. Louis County Prosecutor Bob McCulloch be able to fairly and impartially prosecute a case against the police officer who shot and killed an African-American teen in Ferguson, Missouri?

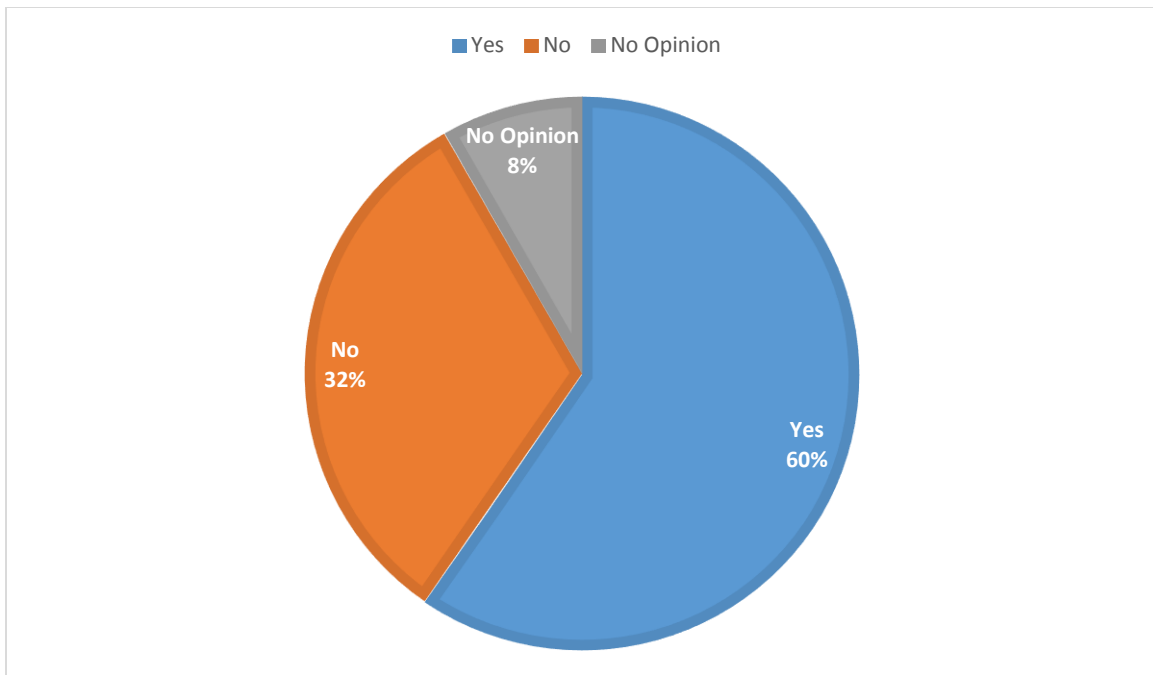


Figure 7. Total sample; base n = 604

CROSTAB BY RACE

Q7 by Race

| Column % | White | African-American | Other |
|-------------------|-------|------------------|-------|
| Yes | 71% | 32% | 49% |
| No | 21% | 60% | 41% |
| No Opinion | 8% | 8% | 11% |

Q: Generally speaking, and in your opinion, are African-Americans unfairly targeted by Law Enforcement because of their race?

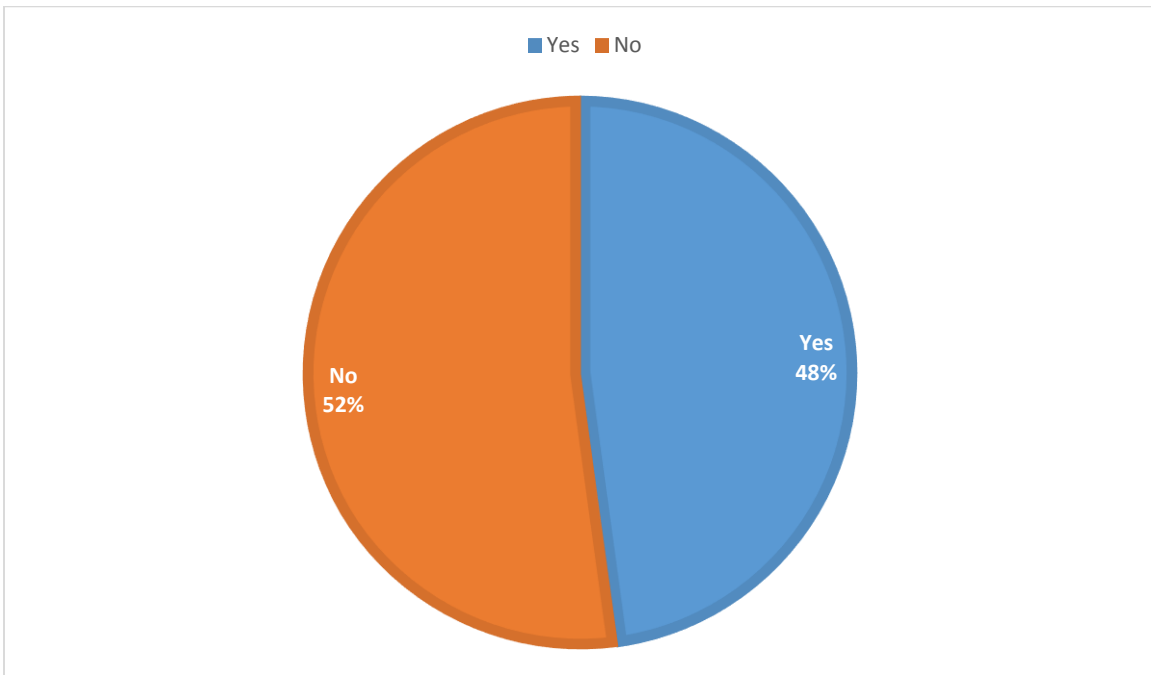


Figure 8. Total sample; base n = 604

CROSSTAB BY RACE

Q8 by Race

| Column % | White | African-American | Other |
|------------|-------|------------------|-------|
| Yes | 39% | 70% | 55% |
| No | 61% | 30% | 45% |