
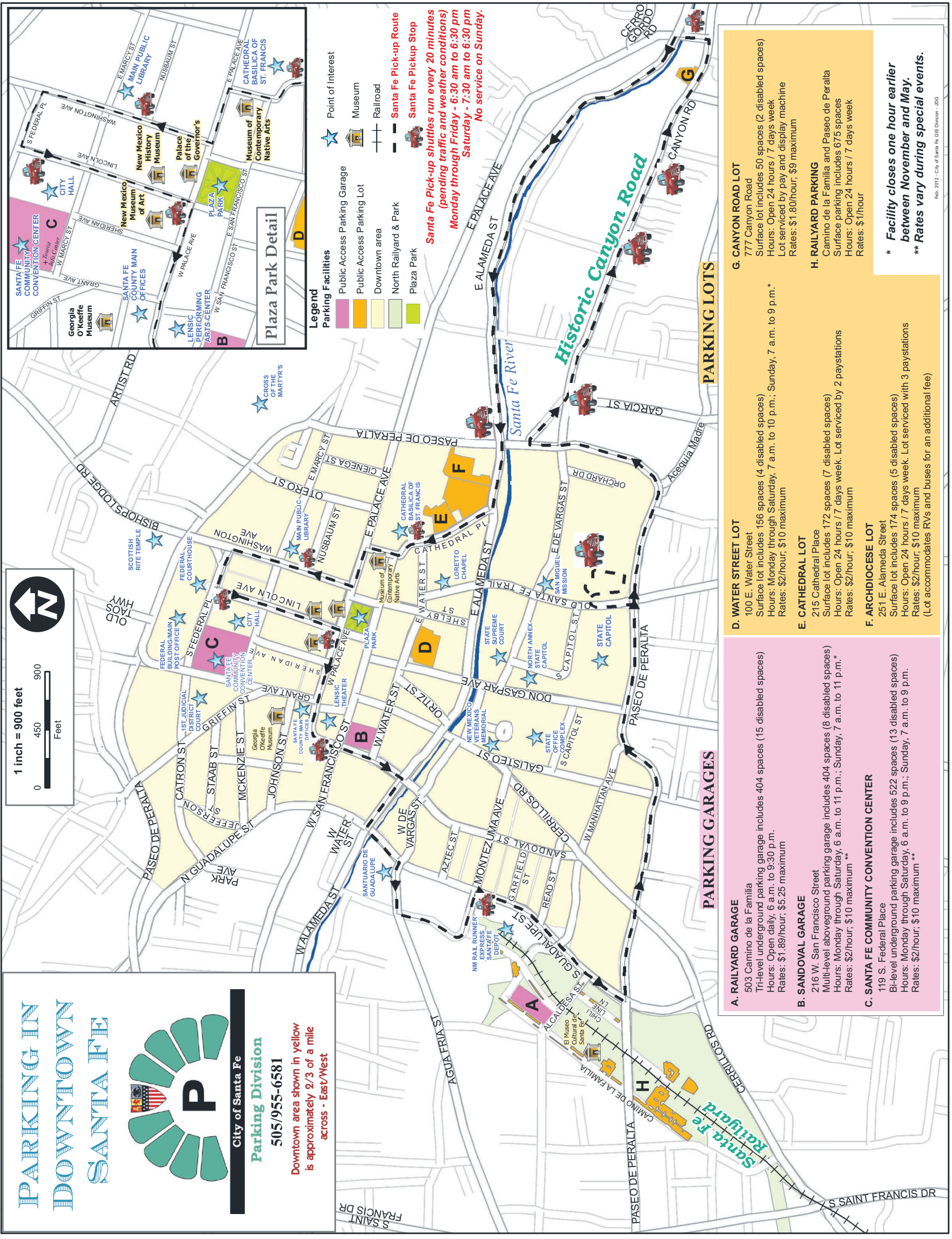
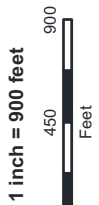


PARKING IN DOWNTOWN SANTA FE



City of Santa Fe
Parking Division
 505/955-6581

Downtown area shown in yellow
 is approximately 2/3 of a mile
 across - East/West



Plaza Park Detail



- Legend**
- Public Access Parking Garage
 - Public Access Parking Lot
 - Downtown area
 - North Railyard & Park
 - Plaza Park
 - Point of Interest
 - Museum
 - Railroad
 - Santa Fe Pick-up Route
 - Santa Fe Pickup Stop

Santa Fe Pick-up shuttles run every 20 minutes
 (pending traffic and weather conditions)
Monday through Friday - 6:30 am to 6:30 pm
Saturday - 7:30 am to 6:30 pm
No service on Sunday.

- A. RAILYARD GARAGE**
 503 Camino de la Familia
 Tri-level underground parking garage includes 404 spaces (15 disabled spaces)
 Hours: Open daily, 6 a.m. to 9:30 p.m.
 Rates: \$1.89/hour; \$5.25 maximum
- B. SANDOVAL GARAGE**
 216 W. San Francisco Street
 Multi-level aboveground parking garage includes 404 spaces (8 disabled spaces)
 Hours: Monday through Saturday, 6 a.m. to 11 p.m.; Sunday, 7 a.m. to 11 p.m.*
 Rates: \$2/hour; \$10 maximum**
- C. SANTA FE COMMUNITY CONVENTION CENTER**
 119 S. Federal Place
 Bi-level underground parking garage includes 522 spaces (13 disabled spaces)
 Hours: Monday through Saturday, 6 a.m. to 9 p.m.; Sunday, 7 a.m. to 9 p.m.
 Rates: \$2/hour; \$10 maximum**

- D. WATER STREET LOT**
 100 E. Water Street
 Surface lot includes 156 spaces (4 disabled spaces)
 Hours: Monday through Saturday, 7 a.m. to 10 p.m.; Sunday, 7 a.m. to 9 p.m.*
 Rates: \$2/hour; \$10 maximum
- E. CATHEDRAL LOT**
 215 Cathedral Place
 Surface lot includes 172 spaces (7 disabled spaces)
 Hours: Open 24 hours / 7 days week. Lot serviced by 2 paystations
 Rates: \$2/hour; \$10 maximum
- F. ARCHDIOCESE LOT**
 251 E. Alameda Street
 Surface lot includes 174 spaces (5 disabled spaces)
 Hours: Open 24 hours / 7 days week. Lot serviced with 3 paystations
 Rates: \$2/hour; \$10 maximum
 (Lot accommodates RVs and buses for an additional fee)

- G. CANYON ROAD LOT**
 777 Canyon Road
 Surface lot includes 50 spaces (2 disabled spaces)
 Hours: Open 24 hours / 7 days week
 Lot serviced by pay and display machine
 Rates: \$1.80/hour; \$9 maximum
- H. RAILYARD PARKING**
 Camino de la Familia and Paseo de Peralta
 Surface parking includes 675 spaces
 Hours: Open 24 hours / 7 days week
 Rates: \$1/hour

* **Facility closes one hour earlier**
between November and May.
 ** **Rates vary during special events.**

Rev. 2012 - City of Santa Fe GIS Division - JDO