

N NEBRASKA FOOTBALL

FIVE-TIME NATIONAL CHAMPIONS • MOST WINS IN THE NATION LAST 30, 40, 50 & 60 YEARS



**NEBRASKA
CORNHUSKERS**

- **Record:** 2-2 (0-0 Big Ten)
- **Last Game:** So. Miss, W, 36-28
- **Rankings:** Not ranked
- **Series:** Nebraska, 9-2-1
- **Coach:** Mike Riley
- **At Nebraska:** 2-2 (1st year)
- **Career:** 95-82 (15th year)
- **vs. Illinois:** 0-0

GAME 5: NEBRASKA at ILLINOIS

OCT. 3, 2015 • 2:30 P.M.

MEMORIAL STADIUM

CHAMPAIGN, ILL.

CAPACITY: 60,670; SURFACE: FIELDTURF



**ILLINOIS
FIGHTING ILLINI**

- **Record:** 3-1 (0-0, Big Ten)
- **Last Game:** MTSU, W, 27-25
- **Rankings:** RV-Coaches
- **Coach:** Bill Cubit
- **At Illinois:** 3-1 (1st year)
- **Career:** 54-48 (9th year)
- **vs. Nebraska:** 0-1



BTN

Eric Collins, Play-by-Play
Chuck Long, Analyst
Johnny Kane, Sidelines



BRIGHAM YOUNG
Sept. 5 • 2:30 p.m. (ABC)



28

- Series: BYU, 1-0
- In Lincoln: BYU, 1-0

33



SOUTH ALABAMA
Sept. 12 • 7 p.m. (BTN)



48

- Series: Nebraska, 1-0
- In Lincoln: Nebraska, 1-0

9



AT MIAMI
Sept. 19 • 2:30 p.m. (ABC)



33

- Series: Tied 6-6
- At Miami: Miami, 5-1

36-OT



SOUTHERN MISS
Sept. 26 • 11 a.m. (ESPN News)



36

- Series: Nebraska, 5-1
- In Lincoln: Nebraska, 4-1

28



AT ILLINOIS
OCT. 3 • 2:30 p.m. (BTN)



33

- Series: Nebraska, 9-2-1
- At Champaign: Nebraska, 2-1-1

36



WISCONSIN
Oct. 10 • TBA



36

- Series: Wisconsin, 5-4
- In Lincoln: Nebraska, 3-0

36



AT MINNESOTA
Oct. 17 • TBA



36

- Series: Minnesota, 31-22-2
- At Minneapolis: Minn., 21-12-2

36



NORTHWESTERN
Oct. 24 • TBA



36

- Series: Nebraska, 6-2
- In Lincoln: Nebraska, 3-1

36



AT PURDUE
Oct. 31 • TBA



36

- Series: Nebraska, 2-1
- At West Lafayette: Tied, 1-1

36



MICHIGAN STATE
Nov. 7 • 6/7 p.m. (TBA)



36

- Series: Nebraska, 7-2
- In Lincoln: Nebraska, 4-1

36



AT RUTGERS
Nov. 14 • TBA



36

- Series: Nebraska, 2-0
- At Piscataway: First meeting

36



IOWA
Nov. 27 • TBA



36

- Series: Nebraska, 29-13-3
- In Lincoln: Nebraska, 14-3-1

36

BIG TEN CHAMPIONSHIP GAME
Dec. 5 • 7 p.m. (FOX)

3

Saturday's game marks the third straight year the Huskers have opened Big Ten Conference play against Illinois. Nebraska has defeated the Fighting Illini in Lincoln in 2013 and 2014.

5

Junior wide receiver Jordan Westerkamp has caught a touchdown pass in five straight games, including last year's Holiday Bowl. Westerkamp is one shy of the school record of six straight games with a TD reception, held by Johnny Rodgers.

300

Nebraska has passed for more than 300 yards in five straight games, tying the school record that spanned the final four games in 2007 and the season opener in 2008.

THE MATCHUP

Nebraska opens its Big Ten Conference schedule this Saturday as the Huskers travel to Illinois to take on the Fighting Illini. Kickoff at Illinois' Memorial Stadium is set for 2:30 p.m. CT and the game will be televised on BTN.

Nebraska capped non-conference play with a 2-2 record, following a 36-28 victory over Southern Miss on Saturday in Lincoln. The Huskers rolled up better than 600 yards and will take a high-powered offense on the road to Champaign. Nebraska ranks among the top 20 nationally in passing and total offense heading into conference play, while quarterback Tommy Armstrong Jr. ranks among the top 15 in the nation individually in both categories.

Illinois comes into the contest with a 3-1 record, following a 27-25 victory over Middle Tennessee last Saturday. The Fighting Illini also feature an explosive offensive attack, averaging 404.8 total yards per game and 34.3 points per contest.

Nebraska will be looking for its fourth consecutive victory in a Big Ten Conference opener. The Huskers have knocked off Illinois in their league opener each of the past two seasons. Saturday's game in Champaign is the Huskers' first trip to Illinois as a Big Ten member and their first overall at Illinois since 1985.

NEBRASKA FOOTBALL TOP 10

- Nebraska is 876-363-40 all-time, one of only 10 schools with 800 wins.
- The Cornhuskers rank fourth all-time with their 876 victories.
- Nebraska has won five national titles (1970, 1971, 1994, 1995, 1997).
- The Huskers have won 43 conference championships.
- Nebraska's 51 all-time bowl appearances rank third nationally.
- Three Huskers have won the Heisman Trophy (Rodgers, Rozier, Crouch).
- Nebraska's 107 football Academic All-Americans lead the nation.
- The Huskers have 110 first-team All-Americans in school history.
- Nebraska football is the only team in any sport in NCAA history to total 100 athletic and academic All-Americans.
- Memorial Stadium has been sold out every game since Nov. 2, 1962, a streak of 343 consecutive sellouts.



HUSKER RADIO

Greg Sharpe
Matt Davison
Lane Grindle
Steve Taylor

NATIONAL SIMULCASTS

• Sirius: 136 • XM: 196



NEBRASKA COMMUNICATIONS

One Memorial Stadium
 P.O. Box 880123
 Lincoln, NE 68588-0123
 (402) 472-2263
 sportsinfo@huskers.com
 Shipping Address: 600 Stadium Drive

FOOTBALL CONTACTS

Credential Requests Huskers.com/Media
 Assistant A.D./Communications.....Keith Mann
 Phone.....402-472-0237
 E-Mail.....kmann@huskers.com
 Associate Comm. Director.....Shamus McKnight
 Phone.....402-472-7772
 E-Mail.....smcknight@huskers.com
 Assistant Comm. Director.....Matt Smith
 Phone.....402-472-7780
 E-Mail.....msmith@huskers.com
 Assistant Comm. Director.....Jeremy Foote
 Phone.....402-472-7778
 E-Mail.....jfoote@huskers.com
 Admin. Assistant (Credentials).....Vicki Capazo
 Phone.....402-472-2263
 E-Mail.....vcapazo@huskers.com

Huskers.com • @Huskers

GENERAL POLICIES

All player and coach interviews must be arranged at least one day in advance through the Nebraska Communications Office. Contact Keith Mann, Shamus McKnight or Matt Smith. All post-practice interviews will be conducted at the practice site. Interviews will not be conducted in the weight room, Student Life Complex, training room, hallways or the tunnel leading from the locker room to the field. The Nebraska locker room, training room and football office meeting rooms are **OFF-LIMITS** to the media. When arriving for post-practice interviews, media should wait in the Hawks Center lobby, or access Memorial Stadium through Gate 11 entrance if practice is in the stadium.

Requested players are available (depending on class schedules) at the Monday press conferences (11:30 a.m.-1 p.m.) and after practice on the field on Monday (defense) and Tuesday (offense). Players cell phone numbers will **NOT** be given to the media.

Practices are **CLOSED** to the media and to the general public during the season. Media will be allowed to shoot photos/video at the start of practice on Tuesdays (app. 15 minutes). A Communications representative will be on hand during the open portion of practice.

After all games, Nebraska's locker room is closed. Head Coach Mike Riley, coordinators and requested players will be brought to the postgame interview room after a 10-minute cooling off period. At home, the postgame interview room is located in the strength complex of the Osborne Athletic Complex. Media are asked to wait to set up equipment until the conclusion of halftime. On the road, Coach Riley, assistant coaches and requested players will be brought to the designated interview area. Please note, **NO INTERVIEWS** will be conducted on the field as the players are returning to the locker room.

NEBRASKA MEDIA INFORMATION AND POLICIES

COACH AND PLAYER AVAILABILITY MONDAY

Nebraska Weekly Press Conference
 Coach Riley will be available in the West Stadium Level 6 at Memorial Stadium at 11:30 a.m. CT. The press conference will be available free on-line at Huskers.com. Players will generally follow Coach Riley at the press conference.

Defensive coordinator Mark Banker, requested defensive assistants and requested defensive players not at press conference available on field after practice.

TUESDAY

Big Ten Teleconference (Mike Riley - 11:24 a.m. CT)
 Contact the Big Ten Conference Office at 847-696-1010 for more details. A playback of the call is available later in the day and will also be available at www.bigten.org.

- 11:00 a.m. – Pat Fitzgerald, Northwestern
- 11:08 a.m. – Jim Harbaugh, Michigan
- 11:16 a.m. – Paul Chryst, Wisconsin
- **11:24 A.M. – MIKE RILEY, NEBRASKA**
- 11:32 a.m. – Mark Dantonio, Michigan State
- 11:40 a.m. – Kirk Ferentz, Iowa
- 11:48 a.m. – Jerry Kill, Minnesota
- 11:56 a.m. – Kyle Flood, Rutgers
- 12:04 p.m. – Bill Cubit, Illinois
- 12:12 p.m. – Randy Edsall, Maryland
- 12:20 p.m. – Darrell Hazell, Purdue
- 12:28 p.m. – James Franklin, Penn State
- 12:36 p.m. – Urban Meyer, Ohio State
- 12:44 p.m. – Kevin Wilson, Indiana

Offensive coordinator Danny Langsdorf, requested offensive assistants and requested offensive players not at press conference available on field after practice.

WEDNESDAY

No media access following Wednesday practice.

THURSDAY

Coach Riley available after practice on field.

FRIDAY

No Media Availability.

RILEY PHONE INTERVIEWS

Media wishing to try to arrange a phone interview may contact Keith Mann for availability. Please contact the Communications Office as far in advance as possible.

PLAYER PHONE INTERVIEWS

Out-of-town media requesting phone interviews with Nebraska players should contact Keith Mann or Shamus McKnight with those requests, preferably on Sundays, but no later than 10 a.m. CT on Monday of game week.

PLAYER/COACH MUG SHOTS

Action photos and/or a DVD of Nebraska mug shots may be obtained by calling or e-mailing the Nebraska Communications Office.

HUSKERS.COM

Huskers.com is the official site of Nebraska Athletics and includes updated stats, game notes, depth chart and extensive quotes and audio and video clips from Nebraska's Monday press conference, including Coach Riley and selected players in the afternoon.

CREDENTIALS

Media may make credential requests for Nebraska home games on-line at Huskers.com/media. Follow the steps on the web site to complete the application. You will receive an e-mail confirming your application, and approval/denial e-mail. Contact Vicki Capazo at (402) 472-2263 with questions. Once again this season, photo ID will be required to gain access to the stadium on game day and the name on your photo ID and credential must match. Single-game credentials will not be mailed and must be picked up on game day at media will call.

TELECONFERENCE/SATELLITE FEED/FTP

For video of Nebraska's press conferences contact the Communications Office. All of Coach Riley's press conferences are available live on Huskers.com. Several players will follow Riley at the press conference.

MEDIA GUIDE AND SUPPLEMENT ON-LINE

PDF versions of the 2015 Nebraska media guide and media supplement are available on Huskers.com. Please go to the "Football" page, on the right menu, click on "2015 Media Guide" and proceed.

BANK OF THE WEST NEBRASKA FOOTBALL SHOW "DAY BY DAY"

The Nebraska Football television show will air on several affiliates throughout the 2015 season. The stations and times are as follows:

- KOLN/KGIN–Lincoln (Sunday, 10:35 p.m.)
- KNPL–North Platte (Sunday, 10:35 p.m.)
- KMTV–Omaha (Sunday, 11 p.m.)
- Fox Sports Midwest–Monday, 1 p.m.

The N-Side Nebraska show will follow the half-hour football show and feature all 24 of Nebraska's sports, including football during the fall.

IMG HUSKER SPORTS RADIO NETWORK

The Husker IMG Sports Network will continue the strong tradition of broadcasting excellence in 2015, as it brings NU football to fans across the nation and the world.

In the state of Nebraska, KXSP (590 AM and KEZO (92.3 FM) serve as the new Omaha affiliates in 2015. KLIN (1400 AM) along with KFGE (98.1 FM) remain the Lincoln affiliates, while KRVN (880 AM) is a powerful central Nebraska affiliate that reaches around the state. All radio broadcasts are available live on Huskers.com, the Official Husker App, TunelIn.com, the TunelIn Radio App and SiriusXM Satellite Radio.

2015 NEBRASKA STATIONS

- Ainsworth: 1400 AM
- Alliance: 1400 AM
- Beatrice: 1450 AM
- Broken Bow: 95.3 FM
- Chadron: 610 AM
- Columbus: 900 AM/101.1 FM
- Cozad: 1580 AM
- Fairbury: 1310 AM/99.5 FM
- Falls City: 1230 AM
- Fremont: 105.5 FM
- Grand Island: 1430 AM/97.3 FM
- Hastings: 1230 AM/94.5 FM
- Holdrege: 1380/97.7
- Imperial: 102.9
- Kearney: 1340/105.9
- Lexington: 880 AM
- Lincoln: 1400 AM/98.1 FM
- McCook: 93.9/102.1 FM
- Neb. City: 1600 AM/103.1 FM
- Norfolk: 94.7 FM
- North Platte: 1240 AM/103.5 FM
- North Platte: 93.5 FM
- Omaha: 590 AM/92.3 FM
- Scottsbluff: 960 AM/94.1 FM
- Sidney: 1340 AM/98.7 FM
- Superior: 1600 AM/103.9 FM
- Valentine: 940 AM
- West Point: 840 AM
- York: 1370 AM

WEEKLY MEDIA CALENDAR: NEBRASKA VS. ILLINOIS (SEPT. 28-OCT. 3)

MONDAY, SEPT. 28	TUESDAY, SEPT. 29	WEDNESDAY, SEPT. 30	THURSDAY, OCT. 1	FRIDAY, OCT. 2	SATURDAY, OCT. 3
PRESS CONFERENCE 11 a.m. - Lunch 11:30 a.m. - Mike Riley <i>Players to follow</i>	BIG TEN CONF. CALL 11 a.m. - Call begins 11:24 a.m. - Mike Riley <i>Details: Contact Big Ten</i>		NEBRASKA FOOTBALL RADIO HOUR (HSN) 7 p.m. - Trent Bray	Travel to Champaign via team charter	GAME DAY Nebraska at Illinois, 2:30 p.m. (BTN)
PRACTICE 4 - 5:15 p.m. Available after practice: • Mark Banker • Requested def. players • Requested def. coaches	PRACTICE 3:45 - 5:30 p.m. Available after practice: • Danny Langsdorf • Requested off. players • Requested off. coaches	PRACTICE 3:45 - 5:30 p.m. NO MEDIA ACCESS	PRACTICE 4 - 5:15 p.m. Available after practice: • Mike Riley	PRACTICE Morning in Lincoln NO MEDIA ACCESS	POST-GAME Post-game interview area Available after game: • Mike Riley • Requested players • Coordinators

**HUSKERS TO OPEN
BIG TEN CONFERENCE ACTION**

Nebraska will begin the Big Ten portion of its 2015 schedule at Illinois on Saturday afternoon. The game marks the start of the Huskers' fifth season of Big Ten competition, and second in the West Division.

- The Huskers are 3-1 in Big Ten openers since joining the league in 2011.

NEBRASKA BIG TEN OPENERS

Date	Opponent	Result
10-1-11	at Wisconsin	L, 48-17
10-29-12	Wisconsin	W, 30-27
10-5-13	Illinois	W, 39-19
9-27-14	Illinois	W, 45-14

- Nebraska will be opening conference play against Illinois for the third consecutive season. The last time Nebraska opened conference play against the same opponent three consecutive seasons was a stretch of three straight wins vs. Missouri from 1999 to 2001.
- Nebraska has won 37 of its past 40 conference openers overall, with all three losses coming against top 20 teams, most recently a loss at No. 7 Wisconsin in 2011.
- Overall, Nebraska is 89-20-2 all-time in conference openers (.811 winning percentage).
- Since joining the Big Ten, Nebraska is 1-3 in its first conference road game. All three losses have come against top 12 opponents.
- Nebraska is 10-6 overall in Big Ten road games since joining the conference.

**NU SET FOR FIRST BIG TEN
TRIP TO ILLINOIS**

Nebraska's matchup at Illinois on Saturday marks the Huskers' first trip to Champaign as a Big Ten member. Nebraska last played at Illinois in 1986, winning 59-14. The Huskers hold a 9-2-1 edge in the series between the schools, including 2-1-1 in Champaign.

Nebraska has played conference road games at nine of the other 13 Big Ten schools. NU will play a league road game at Rutgers later this year, will travel to Indiana in 2016, and is scheduled to visit Maryland for the first time in 2019.

**NEBRASKA SUFFERS PAIR OF
LOSSES ON FINAL PLAY**

Nebraska heads into conference play with a 2-2 record. The Huskers, however, can truly say they are two plays from escaping non-conference action unbeaten, with both losses on the game's final play.

- Nebraska's 33-28 loss to BYU came when the Cougars completed a Hail Mary on the game's final play as time expired.

- The Huskers rallied from a 23-point fourth-quarter deficit at Miami to force overtime. The Hurricanes escaped with a 36-33 win after kicking a walk-off game-winning field goal.
- The two final play losses are the first for Nebraska since the 2009 Big 12 Championship Game. Texas kicked a game-winning field goal as time expired to beat the Huskers.
- The 2009 team also lost 16-15 at Virginia Tech as the Hokies scored in the final 20 seconds. However, the 2015 season is the only time in at least the past 35 seasons Nebraska has lost a pair of games on the final play.

**HUSKERS GETTING PRODUCTION
FROM ALL PARTS OF ROSTER**

Nebraska has an excellent mix of experience and youth contributing to both the offense and defense in 2015.

The Huskers' two-deep roster includes ample experience, with 15 seniors listed on the current depth chart. However, youth is also being served in Lincoln in 2015.

Through non-conference play non-seniors have produced the following percentages of statistics for Nebraska.

NON-SENIOR PRODUCTION

- Rushing: 83% (647 of 779 yards)
- Passing: 100% (1,299 of 1,299 yards)
- Receiving: 91% (1,182 of 1,299 yards)
- Scoring: 92% (133 of 145 points)
- Total Offense: 94% (1,946 of 2,078 yards)
- All-Purpose Yards: 89% (2,069 of 2,318 yards)
- Tackles: 77% (185 of 241 tackles)
- Tackles for Loss: 83% (24 of 29 TFL)
- Sacks: 90% (9 of 10 sacks)
- Interceptions: 100% (3 of 3 INT)

**FIRST-TIME STARTERS CONTINUE
TO DEBUT FOR HUSKERS**

Nebraska had seven players make their first career starts in the season opener against BYU on Sept. 5. Another five Huskers made their first career starts in week two, and Nebraska has continued to embody the "Next Man Up" philosophy while battling early-season injuries.

FIRST-TIME STARTERS IN 2015 (13)

- Chongo Kondolo, RG (4 games)
- Nick Gates, RT (4 games)
- Terrell Newby, IB (4 games)
- Lane Hovey, WR (2 games)
- David Sutton, TE (BYU)
- Dedrick Young, LB (3 games)
- Aaron Williams, S (BYU)
- Stanley Morgan Jr., WR (2 games)
- Freedom Akinmoladun, DE (3 games)
- Chris Weber, LB, (2 games)
- Marcus Newby, LB (2 games)
- Tyson Broekemeier, P (South Alabama)
- Jonathan Rose, CB (Southern Miss)



BIG TEN STANDINGS

WEST DIVISION

Place	Team	Overall	Big Ten
1.	Iowa	4-0	0-0
	Northwestern	4-0	0-0
3.	Illinois	3-1	0-0
4.	Minnesota	3-1	0-0
	Wisconsin	3-1	0-0
6.	Nebraska	2-2	0-0
7.	Purdue	1-3	0-0

EAST DIVISION

Place	Team	Overall	Big Ten
1.	Penn State	3-1	1-0
2.	Indiana	4-0	0-0
	Michigan State	4-0	0-0
	Ohio State	4-0	0-0
5.	Michigan	3-1	0-0
6.	Maryland	2-2	0-0
7.	Rutgers	2-2	0-1

BIG TEN CONFERENCE

PLAYER OF WEEK NOMINEES

Game	Offense	Defense	Sp. Teams	Frosh
BYU	Armstrong	--	--	Young
USA	Newby	Rose-Ivey	--	Akinm.
UM	Armstrong	--	--	Morgan
USM	Armstrong	--	Brown	Akinm.

- ILL
- UW
- MINN
- NW
- PUR
- MSU
- RUT
- IOWA

Bold indicates winner

2015 HUSKER HONORS

- Tommy Armstrong Jr., QB
- Earl Campbell Tyler Rose Award
- Maxwell Award Watch List
- Manning Award Watch List
- Big Ten Co-Offensive POW (vs. So. Miss)

Maliek Collins, DT

- Lombardi Award Watch List
- Outland Trophy Watch List
- Bronko Nagurski Trophy Watch List
- Bednarik Award Watch List
- Big Ten Players to Watch List
- Preseason All-American (3rd-Athlon's)
- Preseason All-Big Ten (Athlon's; Sporting News, ESPN.com)

Nate Gerry, S

- Preseason All-Big Ten (Lindy's)

Terrell Newby, IB

- Big Ten Co-Offensive POW (vs. USA)

De'Mornay Pierson-El, WR/PR

- Paul Hornung Award Watch List
- Big Ten Players to Watch List
- Preseason First-Team All-American PR (1st-Athlon's, Sporting News, Phil Steele)
- Preseason Second-Team All-American PR (SI.com)
- Preseason All-Big Ten PR (Athlon's, Phil Steele, CBSSports.com, ESPN.com)
- Preseason All-Big Ten All-Purpose (Athlon's)

CHARTING TOMMY ARMSTRONG**CAREER PASSING YARDS**

Rk.	Player, Years	Yards
1.	Taylor Martinez, 2010-13	7,258
2.	Zac Taylor, 2005-06	5,850
3.	Joe Ganz, 2005-08	5,125
4.	Dave Humm, 1972-74	5,035
5.	Tommy Armstrong Jr., 2013-pres.	4,927
6.	Jerry Tagge, 1969-71	4,704
7.	Eric Crouch, 1998-2001	4,481
8.	Tommie Frazier, 1992-95	3,521
9.	Turner Gill, 1980-83	3,317
10.	Vince Ferragamo, 1975-76	3,224

CAREER COMPLETIONS

Rk.	Player, Years	Comp.
1.	Taylor Martinez, 2010-13	575
2.	Zac Taylor, 2005-06	470
3.	Joe Ganz, 2005-08	381
4.	Dave Humm, 1972-74	353
5.	Jerry Tagge, 1969-71	348
6.	Tommy Armstrong Jr., 2013-pres.	341
7.	Eric Crouch, 1998-2001	312
8.	Tommie Frazier, 1992-95	232
9.	Turner Gill, 1980-83	231
10.	Vince Ferragamo, 1975-76	224

CAREER TOUCHDOWN PASSES

Rk.	Player, Years	TDs
1.	Taylor Martinez, 2010-13	56
2.	Zac Taylor, 2005-06	45
3.	Joe Ganz, 2005-08	44
4.	Tommie Frazier, 1992-95	43
5.	Tommy Armstrong Jr., 2013-pres.	42
6.	Dave Humm, 1972-74	41
7.	Turner Gill, 1980-83	34
8.	Jerry Tagge, 1969-71	32
9.	Vince Ferragamo, 1975-76	32
10.	Steve Taylor, 1985-88	30

CAREER TOTAL OFFENSE

Rk.	Player, Years	Yards
1.	Taylor Martinez, 2010-13	10,233
2.	Eric Crouch, 1998-2001	7,915
3.	Tommy Armstrong Jr., 2013-pres.	5,952
4.	Zac Taylor, 2005-06	5,777
5.	Tommie Frazier, 1992-95	5,476
6.	Joe Ganz, 2005-08	5,466
7.	Jammal Lord, 2000-03	5,421
8.	Jerry Tagge, 1969-71	5,283
9.	Dave Humm, 1972-74	5,027
10.	Steve Taylor, 1985-88	4,940

300-YARD TOTAL OFFENSE GAMES

Rk.	Player, Years	Games
1.	Joe Ganz, 2005-08	9
	Taylor Martinez, 2010-13	9
3.	Tommy Armstrong Jr., 2013-pres.	7
4.	Eric Crouch, 1998-2001	4
5.	Jerry Tagge, 1969-71	3
	Zac Taylor, 2005-06	3

Williams and Young joined an exclusive group of true freshmen to start in a season opener, becoming just the fourth and fifth true freshmen position players to start a season opener since freshmen regained NCAA eligibility in 1972. Stanley Morgan Jr. became the third true freshman to earn a start in 2015, when he was in the lineup for the opening snap against South Alabama.

**TRUE FRESHMEN TO START
A NEBRASKA SEASON OPENER***

- Dedrick Young, LB (2015)
- Aaron Williams, S (2015)
- Tyler Moore, RT (2011)
- Terrence Nunn, WR (2004)
- Ralph Brown, CB (1996)

*since 1972 when freshmen were made eligible

**HUSKER YOUTH HITTING THE FIELD
EARLY IN 2015 SEASON**

In addition to Williams, Young and Morgan who have earned starts as true freshmen, four other true freshmen have seen action in 2015.

- Tyrin Ferguson, LB
- Jordan Ober, LS
- Devine Ozigbo, IB
- Antonio Reed, S

Morgan has 11 receptions, Young has 15 tackles and Williams has made eight stops through four games.

In addition, 10 redshirt freshmen have seen their first action through four games, including starting offensive tackle Nick Gates and starting defensive end Freedom Akinmoladun, who leads the team with four sacks and six TFL.

**HUSKERS CONTINUE TO BATTLE
EARLY-SEASON INJURY BUG**

Nebraska battled its share of injuries during fall camp and the early portion of the season.

The receiver position was hit the hardest in the month of August. The bug has spread to several position areas since the start of the season.

Sophomore receiver **De'Mornay Pierson-El** suffered a foot injury in mid-August that has sidelined him for the first four games and likely this week against Illinois.

- True freshman receiver **Lavan Alston** suffered a knee injury that required season-ending surgery.
- Senior tight end **David Sutton** used a strong fall camp to earn a starting role. However, he suffered a serious ankle sprain against BYU that will keep him out for up to two months.
- Junior tight end **Trey Foster** sprained an ankle in late August, and has played at less than 100 percent in the first four games.
- Starting linebackers **Michael Rose-Ivey** (groin) left the Miami game early, and will miss at least four weeks with the injury.

Starting linebackers **Josh Banderas** (groin) has missed two of the past three games, while fellow starter **Dedrick Young** (toe) was unable to play against South Alabama. returned against Miami.

Senior defensive end and captain **Jack Gangwish** (elbow) was injured against BYU and has missed the past three games.

Junior defensive tackle **Vincent Valentine** (ankle) was injured in the second half against South Alabama and has missed the past two games.

Punter **Sam Foltz** sprained his ankle against BYU and missed the South Alabama game, before returning at Miami.

The injuries have forced NU to use 17 different starters on defense alone through four games.

GAMES LOST BY INJURY IN 2015*

• De'Mornay Pierson-El, WR	4
• Jack Gangwish, DE	3
• David Sutton, TE	3
• Vincent Valentine, DT	2
• Josh Banderas, LB	2
• Michael Rose-Ivey, LB	1
• Dedrick Young, LB	1
• Sam Foltz, P	1

* Projected starters only

**TOMMY ARMSTRONG JR. IN
THIRD SEASON UNDER CENTER**

Junior quarterback **Tommy Armstrong Jr.** is in his third season guiding the NU offense. The Cibolo, Texas, native has an 18-7 record as the starter, including starting the past 18 games.

Armstrong had a strong sophomore season in 2014, and through non-conference play appears poised for bigger things this fall.

- Armstrong has completed 59 percent of his passes for 1,266 yards and 11 touchdowns.
- Armstrong had his fourth career 300-yard passing game and third of 2015 with 368 yards against Southern Miss (319 vs. BYU, 309 at Miami). Armstrong's other 300-yard game was a career-high 381 yards against USC in the 2014 Holiday Bowl.
- Through four games, Armstrong is first in the Big Ten and 13th nationally by averaging 316.5 passing yards per game.
- Armstrong has 12 200-yard passing games, all since the start of the 2014 season. Armstrong has passed for at least 200 yards in seven straight games, the second-longest streak in school history.
- Armstrong has 4,927 career passing yards, good for fifth on the NU passing list. He is 73 yards from becoming the fifth NU passer with 5,000 career passing yards, and he would be just the second to reach that total before his senior season (Taylor Martinez).
- Armstrong had four touchdown passes against Miami, all in the second half. He now has five career games with at least three touchdown passes. Dating back to last season, Armstrong has 18 touchdown passes in his past six games, including 11 in 2015.

- His 42 career passing touchdowns are fifth on the NU career charts. His 22 passing touchdowns in 2014 were the fourth-most in school history.
- Armstrong has thrown for at least one touchdown in 10 straight games, one shy of the school record. Armstrong has thrown for multiple touchdowns in six straight games.
- Armstrong had a career-high 431 yards of total offense against Southern Miss, bettering his 422 yards against USC in the Holiday Bowl. Armstrong has seven career games with 300 yards of total offense.
- Armstrong is averaging 346.0 yards of total offense per game to rank first in the Big Ten and 10th nationally.
- Armstrong ranks third in the nation in passes of more than 10 yards (56) and is fifth in passes of 20-plus yards (22).
- Armstrong cracked the 5,000-yard total offense mark against South Alabama, and is quickly closing in on 6,000 yards. Armstrong sits No. 3 on the NU career total offense list with 5,952 yards. He was the third player in school history to reach 5,000 yards before their senior season (Martinez, Eric Crouch).
- With 63 rushing yards against Southern Miss, Armstrong pushed his career total to 1,025 rushing yards. He is the 10th quarterback in school history with 1,000 career rushing yards.
- With another 73 passing yards, Armstrong will become one of only eight active FBS quarterbacks with 5,000 career passing yards and 1,000 career rushing yards. The other seven QBs on the list are seniors.
- Armstrong is one of only two quarterbacks in school history to start 20 games or more before the end of their sophomore season, joining Taylor Martinez.
- Armstrong is one of only nine players in the FBS ranks to run, throw and catch a touchdown pass during their career.
- Armstrong set Nebraska bowl records for attempts (51), completions (32), passing yards (381) and total offense yards (422) in the Holiday Bowl against USC.

ARMSTRONG'S 2014 NU RANKINGS

Category	Total	Rank
Total Offense	3,400*	3rd
Passing Yards	2,695*	4th
Passing TDs	22*	4th

*Nebraska sophomore record

In 2014, Armstrong passed for 2,695 yards and 22 touchdowns, while rushing for 705 yards and six touchdowns. His 3,400 yards of total offense was third-best total in NU history.

His 261.5 yards of total offense per game ranked second in the Big Ten and 35th nationally. Armstrong also ranked eighth nationally by averaging 14.65 yards per completion.

WESTERKAMP IS LEADER OF STRONG NU RECEIVING CORPS

Junior receiver **Jordan Westerkamp** is the leader of the Husker receiving corps and one of six team captains for 2015. Westerkamp has had a productive first two years in the Husker program, putting him in a position to make a strong impression on the NU record book.

In 2015, Westerkamp has 26 catches for 351 yards and four touchdowns, an average of 13.5 yards per catch.

- Westerkamp had a career-high 11 receptions for 118 yards against Southern Miss. The 11 catches were tied for third on the Nebraska single-game receptions list.
- The 118-yard receiving day was his second 100-yard game of the season (107 vs. BYU) and the fifth of his career. The five career 100-yard games are sixth on the Nebraska 100-yard receiving game list.
- Westerkamp leads the Big Ten in receptions per game and ranks fourth nationally with 18 catches of at least 10 yards.
- With 26 catches for 351 yards, Westerkamp continues to move up the NU charts. He is 10th on the NU career receiving yardage list with 1,381 yards.
- Westerkamp is now 11th on the NU career receptions list with 90. He is one catch from cracking the top 10 on the NU career list, and 10 receptions from becoming the ninth player with 100 career receptions.
- Westerkamp has caught a touchdown pass in five straight games, one shy of the NU school record of six consecutive games with a TD reception by Johnny Rodgers in 1971.
- Westerkamp (118) and fellow junior Brandon Reilly (112) each topped 100 receiving yards against Southern Miss. That marked just the second time in school history a pair of wideouts has topped 100 receiving yards in the same game. Westerkamp and Kenny Bell combined for the feat against Florida Atlantic in 2014.

• Westerkamp caught 44 passes last season, ranking just outside of the Nebraska single-season top 10 in receptions.

• Westerkamp averaged 17.0 yards per catch last season, with 747 receiving yards on his 44 receptions. The 747 yards were the 11th-best season total in school history.

• His career average of 15.3 yards per reception ranks among the top seven in school history for players with at least 80 receptions.

CAREER YARDS-PER-CATCH AVERAGE*

Rk.	Player_Pos.	YPC
1.	Matt Herian, TE	19.1
2.	Johnny Rodgers, WB	17.3
3.	Irving Fryar, WB	17.9
4.	Todd Brown, SE	16.8
5.	Maurice Purify, WR	15.9
6.	Matt Davison, WR	15.7
7.	Jordan Westerkamp, WR	15.3

*minimum 80 receptions

2015 OFFENSE GAME-BY-GAME

RUSHING

Game	Att.	Yds.	TD	Long
BYU	37	126	1	15
USA	37	258	3	32
MIAMI	32	153	0	23
USM	39	242	1	28

PASSING

Game	Passes	Yds.	TD	Long	Sacks
BYU	24-41-1	319	3	27	3-24
USA	26-38-1	303	3	30	0-0
MIAMI	21-45-3	309	4	41	2-23
USM	23-35-1	368	2	53	1-12

2015 DEFENSE GAME-BY-GAME

RUSHING DEFENSE

Game	Att.	Yds.	TD	Long
BYU	26	132	2	35
USA	24	19	0	8
MIAMI	33	132	1	41
USM	23	11	2	17

PASSING DEFENSE

Game	Passes	Yds.	TD	Long	Sacks
BYU	28-46-1	379	2	53	3-11
USA	26-45-1	313	1	55	2-17
MIAMI	25-42-1	379	2	52	1-12
USM	26-42-0	447	2	53	4-30

SACKS/TFL

Game	Sacks	Yds.	TFL	Yards
BYU	3	11	8	28
USA	2	17	7	34
MIAMI	1	12	5	29
USM	4	30	6	32

2015 TEAM GAME-BY-GAME

TURNOVER MARGIN

Game	Turnovers			Takeaways			+/-
	Fumb.	INT	Total	Fumb.	INT	Total	
BYU	1	1	2	0	1	1	-1
USA	0	1	1	2	1	3	+2
MIAMI	0	3	3	0	1	1	-2
USM	1	1	2	1	0	1	-1

PENALTIES

Game	NU		Opponent	
	Pen.	Yds.	Pen.	Yds.
BYU	12	90	4	30
USA	7	80	7	67
MIAMI	12	98	13	114
USM	12	98	9	80

100-YARD RUSHING GAMES IN 2015

Terrell Newby—28-198, 2 TD vs. So. Alabama

CAREER RECEPTIONS

Rk.	Player	Receptions
1.	Kenny Bell	181
--		
8.	Niles Paul	103
9.	Matt Davison	93
10.	Maurice Purify	91
11.	Jordan Westerkamp	90

CAREER RECEIVING YARDS

Rk.	Player	Yards
1.	Kenny Bell	2,689
--		
7.	Quincy Enunwa	1,526
8.	Matt Davison	1,456
9.	Maurice Purify	1,444
10.	Jordan Westerkamp	1,381

LAST TIME OUT**NEBRASKA 36, SOUTHERN MISS 28**

Team Stats	USM	NU
First Downs	19	25
Rushes-Yards	23-11	39-242
Passes	26-42-0	23-35-1
Passing Yards	447	368
Total Offense	458	610
3rd Downs	4-of-14	4-of-13
Turnovers	1	2
Penalties	9-80	12-98
Time of Possession	25:59	34:01

NU Rushing Leaders

Terrell Newby—18 carries, 76 yards

Andy Janovich—5 carries, 68 yards

Tommy Armstrong Jr.—7 carries, 63 yards, TD

NU Passing Leader

Tommy Armstrong Jr.—23-35-1, 368 yards, 2 TD

NU Receiving Leaders

Jordan Westerkamp—11 catches, 118 yards, TD

Brandon Reilly—3 catches, 112 yards

NU Defensive Leaders

Chris Weber—5 UT, 7 AT, 12 TT, 2 TFL, PBU

Freedom Akinmoladun—4 TT, 2-17 sacks

NU Special Teams Leader

Drew Brown—5 FG, 3-3 PAT, career-long 50-yard field goal

NOTING GAME 4

- Drew Brown kicked five field goals in the first half, tying an NCAA record for field goals in a half. His five field goals also tied for the second most in Nebraska history and tied a Memorial Stadium record.
- Brown capped the first half with a 50-yard field goal for a career-long field goal, bettering a 49-yarder at Miami on Sept. 19.
- Nebraska scored on a touchdown on its opening possession for a third straight home game. NU scored on all six first-half possessions.
- Jordan Westerkamp's 11 catches tied for the third most in a single game in NU history.
- Westerkamp caught a touchdown pass for the fifth straight game.
- Tommy Armstrong Jr. passed for 368 yards, the second-highest total of his career. He amassed a career-high 431 yards of total offense.
- Jordan Westerkamp (118) and Brandon Reilly (112) both topped 100 receiving yards in the game. It marked just the second time in school history a pair of wideouts have both topped 100 receiving yards. Westerkamp and Kenny Bell accomplished the feat last year against Florida Atlantic.
- Fullback Andy Janovich had runs of 28 and 25 yards in the game and finished with five rushes for 68 yards. The 28 and 25 yard runs were the longest by a fullback since 2004. Janovich also had a 53-yard reception, the longest by a fullback since at least 1979.
- Chris Weber had a team-high 12 tackles to match his career total entering the game.
- Freedom Akinmoladun recorded two sacks for 17 yards. He has at least one TFL in all four games.

HUSKER AERIAL ATTACK STRONG

Nebraska has topped the 300-yard passing mark in all four games this season. The Huskers average 324.8 passing yards per game to rank first in the Big Ten and 17th nationally.

Dating back to last season, Nebraska has topped the 300-yard passing mark in five straight games. That ties the longest streak of 300-yard passing games in Nebraska history, matching a streak that spanned the final four games of the 2007 season and the 2008 opener.

- Nebraska's streak of five straight 300-yard passing games is tied for the third-longest in the nation.

CONSECUTIVE 300-YARD PASSING GAMES

1. Washington State – 7 games

2. Texas Tech – 7 games

3. Nebraska – 5 games

Baylor – 5 games

Bowling Green – 5 games

NU PICKING UP YARDS IN CHUNKS

Nebraska ranks 19th nationally in total offense at 519.5 yards per game. Against Southern Miss, the Huskers gained 610 yards and had 10 plays of at least 20 yards, including seven passes and three rushes.

- Through four games, Nebraska has 92 plays from scrimmage of at least 10 yards. That total ranks second in the nation, three behind Cincinnati and eight more than third-place TCU.

HUSKER "O" IN ELITE COMPANY

While the passing game has drawn the headlines to this point in the season, the NU run game has also been solid. Nebraska is averaging 194.8 yards per game on the ground.

Nebraska has passed for at least 300 yards in all four games in 2015, while also topping the century mark on the ground in all four games.

- Nebraska is one of only six schools nationally to have at least 300 passing yards and 100 rushing yards in every game in 2015. The Huskers are joined by Baylor, Bowling Green, Ole Miss, Tulsa and Texas Tech.
- Nebraska's streak of five straight games with 300 pass/100 rush is tied with Bowling Green for the second-longest streak in the nation. Texas Tech has accomplished the feat in six straight games.

NU CONTINUES REACHING END ZONE WITH REGULARITY

Nebraska has scored at least three touchdowns in 18 consecutive games dating back to a Gator Bowl victory over Georgia in the final game of 2013. The 2014 Huskers became only the fifth team in school history to score at least three touchdowns in every game of the season.

Nebraska's current streak of 18 consecutive games scoring at least three touchdowns is tied for the second-longest in school history.

The Huskers' streak is also the third-longest active streak nationally. The last time Nebraska failed to score three touchdowns was on Nov. 29, 2013, against Iowa.

Nebraska ranked 12th nationally in scoring last season, and the Huskers rank 37th in 2015.

NEBRASKA'S LONGEST STREAKS SCORING 3+ TOUCHDOWNS

- 22 games (1996-98)
- 18 games (1982-83)
- 18 games (2014-present)

NATION'S LONGEST STREAKS SCORING 3+ TOUCHDOWNS

- Baylor (19 games)
- Michigan State (19 games)
- Nebraska (18 games)

NEWBY DRIVES RUNNING ATTACK

After a sluggish rushing effort against BYU, Nebraska has responded with 200-yard rushing games against South Alabama (258) and Southern Miss (242).

Junior I-back **Terrell Newby** highlighted the effort against South Alabama with a career night against the Jaguars. Newby rushed 28 times for 198 yards and two touchdowns. He also caught an eight-yard touchdown pass, giving him a career-high three touchdowns. Newby was honored for his effort as the co-Big Ten Offensive Player of the Week.

- Newby set the tone on the game's opening drive, rushing six times for 40 yards. He capped the drive with a 13-yard TD run.
- Newby had nine rushes of at least 10 yards against South Alabama, including a 32-yard run. He also caught a 30-yard pass out of the backfield.
- Newby ranks fourth in the Big Ten in rushing at 99.8 yards per game.
- Newby is closing in on joining the Nebraska 1,000-yard career rushing club. He has 994 rushing yards in his NU career, leaving him six yards shy of the 1,000-yard mark.

HUSKERS LOOK TO KEEP RUNNING GAME MOVING IN 2015

Nebraska has had one of the nation's most consistent running games over the past several years. Nebraska has shown the ability to keep that rolling in 2015. The Huskers average 194.8 rushing yards per game.

- Nebraska has ranked in the top 20 nationally in rushing each of the past five seasons, while also averaging better than 200 yards per game on the ground each year in that stretch.
- In 2014, Nebraska averaged 240.2 rushing yards per game to rank 17th nationally and fourth in the Big Ten in that category.
- Nebraska led the Big Ten in rushing in 2012, while leading the Big 12 in rushing yards per game in 2010.
- With Ameer Abdullah posting 1,611 rushing yards in 2014, Nebraska has had a 1,000-yard rusher each of the past six seasons. That is the longest stretch for NU since the Huskers had at least one 1,000-yard rusher in a school-record seven straight seasons from 1979 to 1985.

SIX STRAIGHT 1,000-YARD RUSHERS

Year	Player	Yards
2014	Ameer Abdullah	1,611
2013	Ameer Abdullah	1,690
2012	Ameer Abdullah	1,137
2011	Rex Burkhead	1,357
2010	Roy Helu Jr.	1,245
2009	Roy Helu Jr.	1,147

A THROWBACK TO THE FULLBACK

Senior fullback **Andy Janovich** was a headliner in the win over Southern Miss. Janovich rushed five times for 68 yards, including runs of 28 and 25 yards. He also caught a 53-yard pass in the game.

- The 68 rushing yards were the most by a Nebraska fullback since Judd Davies rushed for 119 yards at Baylor in 2001.
- The 28 and 25 yard runs were the longest by a fullback since Tyler Legate had a 36-yard run against Washington in 2011.
- The 53-yard reception was the longest by a Nebraska fullback since at least 1979.

Janovich entered the game with six career rushing yards and 29 career receiving yards.

NU OFFENSE STARTS FAST AT HOME

The Nebraska offense has been fast out of the gates in three home games this season. The Huskers will look to take that success on the road next week at Illinois.

The Huskers have scored touchdowns on their opening possession in each of the first three home games.

- vs. BYU, 9 plays, 88 yards, 3:47 (17 rush, 71 pass)
- vs. USA, 10 plays, 75 yards, 3:51 (40 rush, 35 pass)
- vs. USM, 8 plays, 71 yards, 3:35 (31 rush, 40 pass)

The opening drive success has carried over to the entire first quarter in Lincoln. Nebraska has scored touchdowns on six of its eight first-quarter drives at home this season.

At Miami, Nebraska struggled out of the gate, going three-and-out on its first drive and gaining only 49 first-quarter yards.

HOME 1ST QUARTER OFFENSIVE STATS

- vs. BYU: 21 plays, 180 yards
- vs. South Alabama: 21 plays, 147 yards
- vs. Southern Miss, 17 plays, 147 yards
- Three Game Avg: 8.03 ypp, 12.7 ppg

BLACKSHIRTS STOPPING RUN

The Blackshirt defense has shown the ability to be stingy against the run in 2015. Through four games, NU opponents are averaging 73.5 rushing yards per game. The Huskers are first in the Big Ten and seventh nationally in that category.

The run defense has been particularly stout early in games. In three games, Nebraska opponents have combined to rush for 42 yards in the first quarter.

BYU ran the ball six times for six yards in the first quarter, while South Alabama had minus-four rushing yards on five first-quarter carries, and Southern Miss rushed seven times for two yards in the first quarter.

Nebraska held Southern Miss to 11 rushing yards, its best run defense effort since Michigan had -17 rushing yards in 2013. South Alabama had just 19 rushing yards.

GERRY CONTINUES TO BE THIEF FOR BLACKSHIRT D

Junior safety **Nate Gerry** established himself as one of the Big Ten's top ballhawks in 2014. Gerry had five interceptions last season, all in Big Ten Conference games, and led the league in picks in league games.

Gerry earned second-team All-Big Ten honors for his play last fall. In 2015, Gerry continues to make game-changing plays on the back end of the Nebraska defense.

- Gerry had an interception in each of the first two games. Both interceptions have come at key points in games. Against BYU, Gerry's third-quarter INT and 43-yard return ignited Nebraska's second-half rally. His interception on the opening series against South Alabama started an NU scoring drive that set the tone for an easy victory.

NATIONAL RANKINGS

ASSOCIATED PRESS (SEPT. 27)

Rk.	Team (1st)	Record	Points
1.	Ohio State (45)	4-0	1,482
2.	Michigan State (5)	4-0	1,397
3.	Ole Miss (10)	4-0	1,349
4.	TCU	4-0	1,254
5.	Baylor	3-0	1,196
6.	Notre Dame	4-0	1,163
7.	UCLA	4-0	1,156
8.	Georgia	4-0	1,147
9.	LSU	3-0	1,075
10.	Utah (1)	4-0	1,034
11.	Florida State	3-0	888
12.	Clemson	3-0	853
13.	Alabama	3-1	850
14.	Texas A&M	4-0	776
15.	Oklahoma	3-0	747
16.	Northwestern	4-0	566
17.	USC	3-1	509
18.	Stanford	3-1	486
19.	Wisconsin	3-1	309
20.	Oklahoma State	4-0	281
21.	Mississippi State	3-1	211
22.	Michigan	3-1	209
23.	West Virginia	3-0	179
24.	California	4-0	149
25.	Florida	4-0	140

USA TODAY COACHES (SEPT. 27)

Rk.	Team (1st)	Record	Points
1.	Ohio State (61)	4-0	1,593
2.	Michigan State (2)	4-0	1,493
3.	TCU	4-0	1,401
4.	Baylor	3-0	1,394
5.	Ole Miss (1)	4-0	1,348
6.	Georgia	4-0	1,256
7.	Notre Dame	4-0	1,114
8.	LSU	3-0	1,106
9.	Florida State	3-0	1,088
10.	UCLA	4-0	1,076
11.	Clemson	3-0	971
12.	Utah	4-0	893
13.	Alabama	3-1	867
14.	Oklahoma	3-0	803
15.	Texas A&M	4-0	786
16.	USC	3-1	566
17.	Northwestern	4-0	511
18.	Wisconsin	3-1	418
19.	Oklahoma State	4-0	413
20.	Stanford	3-1	401
21.	West Virginia	3-0	230
22.	Mississippi State	3-1	145
23.	Florida	4-0	141
24.	California	4-0	89
	Oregon	2-2	89

HUSKERS IN THE 2015 POLLS

Date	AP	C	CFP	Result
Pre.	RV	RV	--	lost to BYU, 33-28
Sept. 7	--	RV	--	def. So. Ala, 48-9
Sept. 13	--	RV	--	lost to Miami, 36-33
Sept. 20	--	--	--	def. So. Miss, 36-28
Sept. 27	--	--	--	
Oct. 4				
Oct. 11				
Oct. 18				
Oct. 25				
Nov. 1				
Nov. 8				
Nov. 15				
Nov. 22				
Nov. 29				

HUSKER HIGHLIGHTS**1**

Nebraska football is the only team in any sport in NCAA history to boast 100 athletic All-Americans and 100 academic All-Americans.

2

Nebraska is the only program to have at least two players selected in every NFL Draft of the Common Draft Era (since 1967).

3

Three Huskers have won the Heisman Trophy, all since 1972. Johnny Rodgers won in 1972, Mike Rozier in 1983 and Eric Crouch in 2001.

4

Nebraska ranks fourth in NCAA history with 876 all-time victories. The Huskers are one of only 10 teams with 800 all-time wins.

5

Nebraska has won five national titles: 1970, 1971, 1994, 1995 and 1997. The Huskers have won the second-most national titles of any school in the country since 1970.

9

Nebraska ranks ninth nationally with a total of 23 former players and coaches (17 players, six coaches) who have been enshrined in the College Football Hall of Fame.

22

Nebraska leads the nation with a former Husker on a Super Bowl roster for 22 consecutive years.

43

The Huskers have won 43 conference titles in program history, including 33 perfect conference seasons and 27 unbeaten seasons.

51

Nebraska ranks third in NCAA history with 51 all-time bowl appearances. The Huskers are one of only five teams to appear in 50 bowl games.

107

Nebraska football has totaled 107 CoSIDA Academic All-Americans, the most of any team in any sport in NCAA history.

320

Across all sports, the University of Nebraska has totaled a nation-leading 320 CoSIDA Academic All-Americans, 74 more than any other school.

343

Memorial Stadium has been sold out for an NCAA-record 343 consecutive games (including USA), dating back to Nov. 3, 1962.

- Gerry's seven career interceptions have all occurred in the past 12 games.

- Gerry has a knack for making the most of his interceptions. He has 156 yards on his seven career interceptions, an average of 22.3 yards per return.

- Gerry is second on the team with 21 tackles.

BROWN KICKS WAY INTO RECORD BOOKS

Sophomore place-kicker Drew Brown had a record-setting performance against Southern Miss. Brown made five field goals, all in the first half, in the Huskers' 36-28 victory.

- Brown's five field goals in a half tied an NCAA record. Brown now shares the record with fellow Husker Dale Klein (1985 at Missouri) and New Mexico State's Dat Ly (1988 at Kansas) who also had five field goals in a half.

- Brown's five field goals were the most ever by a Husker in Lincoln, and tied a Memorial Stadium record, held by two opposing kickers.

- The five field goals marked the third time in NU history a kicker had five or more field goals. Klein had an NCAA record seven field goals at Missouri in 1985, and Alex Henery had five field goals at Virginia Tech in 2009.

RILEY & STAFF BRING DIVERSE OFFENSIVE ATTACK TO LINCOLN

Head Coach Mike Riley has a long history of offensive success in his previous coaching stops. Riley's offenses have shown the ability to attack defenses both on the ground and through the air.

- In 2003, Oregon State was the first team in NCAA FBS history to have a 4,000-yard passer (Derek Anderson), a 1,500-yard rusher (Steven Jackson) and two 1,000-yard receivers (James Newson and Mike Hass).
- The 2003 Beaver offense was the first offense in the history of the Pac-12 conference to accumulate 6,000 yards of total offense in a season.

MAJOR INDIVIDUAL PAC-12 RECORDS UNDER MIKE RILEY AT OREGON STATE

- Season Passing Yards (Sean Mannion: 4,662)
- Career Passing Yards (Sean Mannion: 13,600)
- Career Rushing TDs (Ken Simonton: 59)
- Season Receiving Yards (Brandin Cooks: 1,730)
- Season Receptions (Brandin Cooks: 128)

DECADE OF TRIPLE THREATS (2005-14)

- Six 1,000-yard rushers
- Seven 2,500-yard passers
- 15 receivers with 50-catch seasons

RILEY'S QUARTERBACKS

- Oregon State quarterbacks under Riley compiled two of the top four single-season passing performances in Pac-12 history, including a conference-record 4,662 passing yards by Sean Mannion in 2013.

- Six of OSU's top 10 season passing totals were set under Riley, including the top four.

- Beaver signal callers had seven 3,000-yard passing seasons in Riley's second stint in Corvallis from 2003 to 2014.

- Oregon State quarterbacks earned seven all-conference honors under the direction of Riley and his staff.

- Three of Riley's OSU quarterbacks are active in the NFL (Derek Anderson, Sean Mannion and Matt Moore).

- Six of the top 10 single-season rushing totals in OSU history were under Riley.

RILEY'S RUNNING BACKS

- Oregon State running backs Steven Jackson and Jacquizz Rodgers both earned multiple All-America awards playing in Riley's offense.

- Oregon State running backs earned 11 all conference honors under Riley, including 2008 Pac-10 Offensive Player of the Year Jacquizz Rodgers, the first freshman in conference history to win the award.

- Oregon State running backs produced nine 1,000-yard rushing seasons in 14 years with Riley as head coach.

- All four 3,000-yard rushers in Beaver history played under Riley.

RILEY'S RECEIVERS

- Two of Riley's receivers at OSU - Mike Hass in 2005 and Brandin Cooks in 2013 - won the Biletnikoff Award as the nation's top receiver.

- Riley is the only current FBS coach who has had two players win the Biletnikoff Award.

- Brandin Cooks set Pac-12 season records for most receptions and receiving yards in 2013.

- Three of the top 12 receptions leaders in Pac-12 history played under Riley at OSU.

- Two of the top three players in Pac-12 single-season receiving yardage played for Riley.

- Seven of the top eight receivers in Oregon State history were coached by Riley.

- Beaver receivers earned All-America honors six times under Riley and his staff and Pac-10/12 postseason honors seven times.

SIX PLAYERS SERVING AS CAPTAINS

Six players are serving as captains for the 2015 Huskers. The group comes to the Nebraska program from six states and includes three players each on offense and defense.

2015 NEBRASKA TEAM CAPTAINS

- Tommy Armstrong Jr., QB
- Alex Lewis, OT
- Jordan Westerkamp, WR
- Maliek Collins, DT
- Jack Gangwish, DE
- Nate Gerry, S

CAPTAIN NOTES

- **Alex Lewis** joins his father in having been elected as a Nebraska team captain. Bill Lewis was a Husker captain in 1985, when he earned All-America honors at center. The Lewis family is the third family to have a father-son duo named as Nebraska team captains. Tom Ruud and sons Barrett and Bo served as captains, as did Dean Steinkuhler and his sons, Ty and Baker.
- **Jordan Westerkamp's** selection marks the third straight year a receiver has served as captain.
- **Jack Gangwish** continues a long line of Nebraska natives and walk-ons who have served as Nebraska captains. His selection marks the 10th straight year a Nebraska native has been named a team captain. Gangwish is the second player in three seasons to become a captain after arriving in the program as a walk-on, joining offensive lineman Spencer Long (2013).
- **Nate Gerry** is the fourth defensive back in the past three seasons to serve as a team captain, joining Ciante Evans in 2013 and Corey Cooper and Josh Mitchell in 2014.

NEBRASKA WALK-ON TRADITION CONTINUES

Mike Riley announced on Aug. 22 that five former walk-ons have earned scholarships for the 2015 season. Among the five, junior quarterback **Ryker Fyfe** was also on scholarship in 2014 and had his scholarship renewed.

WALK-ONS AWARDED SCHOLARSHIP

- Ross Dzuris, DE (Plattsmouth, Neb.)
- Trey Foster, TE (Lincoln, Neb.)
- Lane Hovey, WR (Adel, Iowa)
- Ryker Fyfe, QB (Grand Island, Neb.)
- Dylan Utter, OG (Papillion, Neb.)

Utter has started all three games, while Hovey has earned two starts at receiver.

Nebraska has a long tradition of relying on its walk-on program to help build the foundation of the program. Six walk-ons have gone on to earn first-team All-America honors for Nebraska, while 13 walk-ons have earned first-team academic All-America recognition.

MOST 9-WIN SEASONS SINCE 1960

	NEBRASKA CORNHUSKERS	47
	ALABAMA CRIMSON TIDE	32
	MICHIGAN WOLVERINES	30
	PENN STATE NITTANY LIONS	30

NEBRASKA AMONG HISTORICALLY BEST PROGRAMS


Nebraska is in its 126th season of college football in 2015 and owns an 876-363-40 all-time record in 1,279 games (.701).

Nebraska is one of 10 programs with 800 all-time victories. The Huskers' 876 all-time victories rank fourth nationally.




Since 1970, the year of the Huskers' first national title, Nebraska has compiled a 442-122-5 record, for a .781 winning percentage in 569 games.

- Nebraska ranks as the nation's winningest program over the last 30, 40, 50 and 60 years. The Huskers have won 25 more games than any other team in the country over the last 50 years.
- Since Nebraska's first football season in 1890, Husker teams have won 11 or more games 12 times, including seven times since 1993.
- Nebraska has won 12 or more games seven times, including three seasons with 13 wins (1971, 1994, 1997).
- Nebraska has 24 10-win seasons since 1970.
- Nebraska has 49 nine-win seasons in school history, including 41 since 1970 and 47 since Bob Devaney took over the Nebraska program in 1962. No other school in the nation has more than 32 nine-win seasons in that same time frame.
- Nebraska has posted seven straight nine-win seasons for the first time since an NCAA-record 33 straight from 1969 to 2001. Nebraska enters 2015 as one of three schools to win nine games each of the past seven years, joining Alabama and Oregon.
- The 2014 season marked Nebraska's 125th football season. The Huskers won five national championships and 43 conference championships in their first 125 seasons.
- NU was the first team in NCAA history to win 100 games in consecutive decades, leading the nation with 103 wins in the 1980s and ranking second with 108 wins in the 1990s.




MOST ALL-TIME VICTORIES

	MICHIGAN WOLVERINES	918
	NOTRE DAME FIGHTING IRISH	886
	TEXAS LONGHORNS	882
	NEBRASKA CORNHUSKERS	876




MOST WINS LAST 60 YEARS

	NEBRASKA CORNHUSKERS	529
	OKLAHOMA SOONERS	517
	OHIO STATE BUCKEYES	506





MOST WINS LAST 50 YEARS

	NEBRASKA CORNHUSKERS	472
	OKLAHOMA SOONERS	447
	OHIO STATE BUCKEYES	442




MOST WINS LAST 40 YEARS

	NEBRASKA CORNHUSKERS	381
	FLORIDA STATE SEMINOLES	365
	OHIO STATE BUCKEYES	359

MOST WINS LAST 30 YEARS

	NEBRASKA CORNHUSKERS	282
	FLORIDA STATE SEMINOLES	282
	OHIO STATE BUCKEYES	269
	FLORIDA GATORS	269

MOST WINS LAST 25 YEARS

	FLORIDA STATE SEMINOLES	233
	OHIO STATE BUCKEYES	234
	FLORIDA GATORS	234
	NEBRASKA CORNHUSKERS	232

HOME OF THE HUSKERS

Memorial Stadium's history dates back more than 90 years. In the fall of 1922, a drive for \$430,000 in stadium construction funds was undertaken by faculty, students, alumni and friends of the University. The quota was over subscribed.

The stadium was named Memorial Stadium to honor all Nebraskans who served in the Civil and Spanish-American Wars; the 751 Nebraskans who died in World War I; the 3,839 in World War II; the 225 in Korea; the 422 in Vietnam; and those in Iraq.

Construction was completed in a few more than 90 working days and Memorial Stadium was dedicated on Oct. 20, 1923, at the Homecoming game in which Nebraska was held to a scoreless tie by Kansas.

The field at Memorial Stadium was named Tom Osborne Field - after the Huskers' legendary Hall-of-Fame coach - in 1998, one year after Osborne's retirement following 25 years and 250 victories as Nebraska's head coach.

TOP 10 HOME CROWDS

Rk.	Date	Opponent	Atten.
1.	Sept. 20, 2014	Miami	91,585
2.	Sept. 14, 2013	UCLA	91,471
3.	Aug. 30, 2014	Fla. Atlantic	91,441
4.	Nov. 29, 2013	Iowa	91,260
5.	Sept. 27, 2014	Illinois	91,225
6.	Nov. 22, 2014	Minnesota	91,186
7.	Aug. 31, 2013	Wyoming	91,185
8.	Nov. 2, 2013	Northwestern	91,140
9.	Nov. 1, 2014	Purdue	91,107
10.	Oct. 25, 2014	Rutgers	91,088


TOP 5 SEASON ATTENDANCE

Rk.	Year	Games	Total	Avg.
1.	2014	7	638,744	91,249
2.	2013	8	727,466	90,933
3.	2009	7	601,216	85,888
4.	2010	7	599,648	85,648
5.	2012	7	598,617	85,517




LONGEST HOME WIN STREAKS

Rk.	Began	Ended	Wins
1.	Oct. 19, 1991	Oct. 31, 1998	47
2.	Sept. 28, 1901	Oct. 20, 1906	33
3.	Nov. 27, 1998	Nov. 2, 2002	26
4.	Sept. 27, 1969	Nov. 23, 1972	23
5.	Oct. 3, 1981	Nov. 17, 1984	21

Note: All streaks at Memorial Stadium, except for the 33-game home winning streak from 1901 to 1906, which occurred prior to Memorial Stadium opening in 1923.



MOST NATIONAL TITLES SINCE 1970

	ALABAMA CRIMSON TIDE	9
	NEBRASKA CORNHUSKERS	5
	MIAMI HURRICANES	5

NEBRASKA AMONG LEADERS IN AP PRESS NATIONAL TITLES

Notre Dame and Alabama lead the nation by winning eight Associated Press national titles since 1936, with Oklahoma (7), Miami (5), USC (5), Nebraska (4) and Minnesota (4) next in line. While the Huskers were awarded the national title by the coaches in 1997, NU finished second to Michigan in the AP poll.

In 1970, Nebraska was awarded the AP national title, but not the coaches (Texas was first, Ohio State second and NU third) as the final poll was released before the bowl games were played. In the coaches poll (since 1950), NU is tied for fourth with Miami and Texas with four titles, behind Alabama (8), Oklahoma (6) and USC (5).

CONFERENCE CROWNS

Nebraska has won 43 football conference championships in school history. The Huskers won 13 conference titles under Tom Osborne and eight under Bob Devaney.

During its 15-year history in the Big 12 Conference, Nebraska won league titles in 1997 and 1999, and also appeared in the Big 12 Championship Game in 1996, 2006, 2009 and 2010. Nebraska was one of just three teams to capture two or more Big 12 titles in the first 15 years of the league, joining Oklahoma and Texas. Nebraska's six Big 12 title game appearances were second only to Oklahoma's eight. Nebraska made its first appearance in the Big Ten Championship Game in 2012.

NCAA RECORD SELLOUT STREAK CONTINUES INTO 2015

One of the most remarkable streaks in collegiate sports continues in 2015. Nebraska has sold out every game at Memorial Stadium since Nov. 3, 1962, a streak of 343 consecutive sellouts.

NU celebrated the 300th consecutive sellout at Memorial Stadium on Sept. 26, 2009, against Louisiana-Lafayette. Notre Dame is second in all-time consecutive sellouts with 248, 95 fewer than the Huskers.

Nebraska established a stadium record for attendance against Miami on Sept. 20, 2014, with a crowd of 91,585. The crowd ranked as the 10th-largest to see any Nebraska game.

LONGEST CURRENT SELLOUT STREAKS

- Nebraska - 343
- Notre Dame - 248

SELLOUT STREAK FACTS

- NU is 295-48 (.860) during the sellout streak
- Attendance during the streak is 25,989,854

NEBRASKA RANKS AMONG NATION'S ATTENDANCE LEADERS

Nebraska was 10th in average home attendance in 2014 with 91,249 fans per game. The average attendance for seven home games was the largest ever at Memorial Stadium, bettering the 2013 mark of 90,933 per game.

The No. 10 ranking in average attendance marked the second straight year Nebraska was in the top 10 nationally in attendance. The Huskers checked in at No. 9 in 2013, the highest for Nebraska since full attendance figures are available beginning with the 1999 season. NU has ranked in the top 20 nationally in attendance each of the 16 years with available attendance figures.

Nebraska was one of four Big Ten schools to rank in the top 10 in average attendance and the conference had seven teams in the top 25 nationally in attendance.




Capacity at Memorial Stadium was lowered slightly in 2015 to improve fan experience in several sections. Because of that change, Nebraska's attendance for the first three games has been just less than 90,000.

HUSKERS OWN BIG ADVANTAGE AT MEMORIAL STADIUM

Nebraska has rewarded the loyalty of its fans with great success at Memorial Stadium through the years.

- Nebraska has won at least six home games in 23 of the past 29 seasons. NU is 161-25 (.866) at home in the last 27 seasons (since 1989).
- Nebraska's most recent perfect home season occurred in 2012.
- The Huskers are 12-4 in Big Ten home games since joining the league in 2011.
- In the past three decades, NU has had three home winning streaks of 20 or more games and overall has posted 41 unbeaten and untied home seasons.
- The Huskers are 530-144-20 (.778, 694 games, 126 years) in Lincoln, and 405-121-13 (.763, 539 games, 92 years) in Memorial Stadium (since 1923).
- The 2014 season marked the 46th straight year NU had a winning home season.

ALL-TIME BOWL APPEARANCES

	ALABAMA CRIMSON TIDE	62
	TEXAS LONGHORNS	53
	NEBRASKA CORNHUSKERS	51

A HOLIDAY TRADITION

Nebraska participated in its 51st all-time bowl game with its appearance in the Holiday Bowl in 2014. Nebraska is one of only five programs with 50 or more bowl appearances, and its 51 bowl appearances are third all-time, trailing only Alabama (62) and Texas (53).

- The Huskers have played in the postseason in 44 of the past 46 seasons.
- Nebraska appeared in an NCAA-record 35 straight bowl games from 1969 to 2003.
- Nebraska owns a 25-26 all-time bowl record, and the 25 bowl victories rank seventh nationally.
- This fall, Nebraska is celebrating the 75th anniversary of its first bowl team in 1940. The seventh-ranked Huskers lost to No. 2 Stanford, 21-13, in the 1941 Rose Bowl.

HUSKERS PROMINENT ON 2015 NFL ROSTERS

Nebraska has a long-standing tradition of being one of the leading programs in putting players into the National Football League.



With the NFL season in full swing, 20 former Huskers are currently on active 53-man rosters. Another four former NU players are listed on injured reserve, with three on NFL practice squads.

The group is led four-time All-Pro selection Ndamukong Suh who moved to the Miami Dolphins in the offseason. Lavonte David resigned with the Tampa Bay Buccaneers and has racked up 430 tackles in three NFL seasons.

Nebraska is the only school in the Common Draft Era (since 1967) to have multiple players taken every year in the NFL Draft.

Since 1997, Nebraska ranks second in the Big Ten Conference with 84 NFL draftees.

FIRST NEBRASKA ALL-SPORTS HALL OF FAME CLASS HONORED

The inaugural class of the University of Nebraska Athletics Hall of Fame was inducted on Sept. 4.

The creation of the University of Nebraska Athletics Hall of Fame serves to honor Husker Athletics programs and student-athletes who have won 26 team national championships, captured 156 individual NCAA titles and lead the nation with 320 CoSIDA Academic All-Americans and 17 NCAA Top 10 Award winners.

The inaugural class included one inductee from every current NU sport, plus an honoree from the men's swimming program, which was a varsity sport from 1921 to 2001. Two-time Outland Trophy winner and Lombardi Award winner Dave Rimington was the football inductee.

NEBRASKA FOOTBALL HALL OF FAME CLASS

The 2015 class of the Nebraska Football Hall was inducted on Sept. 11. The group includes five former Huskers, including a member of the 1965 Orange Bowl team, a national championship winning quarterback, and three Blackshirt standouts.

Recent NFL defensive standouts Demorrio Williams and Josh Bullocks headlined the group. The duo were Blackshirts together at Nebraska in 2002 and 2003, with Bullocks earning All-America honors in 2003.

Scott Frost guided the Huskers to the 1997 national championship topping 1,000 yards both passing and rushing. Jeff Krejci was an All-Big Eight safety in the 1980s, while Harry Wilson earned All-Big Eight honors as a halfback in 1965.

In addition, quarterback Brook Berringer, who was a key player on Nebraska's 1994 and 1995 national championship teams, receive a posthumous induction into the Hall of Fame.

HUSKERS ON 2015 NFL ROSTERS

- Ameer Abdullah, RB, Detroit Lions
- Zaire Anderson, LB, Denver Broncos (Practice)
- Prince Amukamara, CB, New York Giants
- Jason Ankrah, LB, Tennessee Titans (Practice)
- Larry Asante, S, Oakland Raiders
- Kenny Bell, WR, Tampa Bay Buccaneers (IR)
- Zack Bowman, CB, Miami Dolphins
- Josh Brown, PK, New York Giants
- Rex Burkhead, RB, Cincinnati Bengals
- Will Compton, LB, Washington Redskins
- Jared Crick, DE, Houston Texans
- Lavonte David, LB, Tampa Bay Buccaneers
- Quincy Enunwa, WR, New York Jets
- Randy Gregory, DE, Dallas Cowboys
- Roy Helu Jr., RB, Oakland Raiders
- Stanley Jean-Baptiste, CB, Detroit Lions (Practice)
- Sam Koch, P, Baltimore Ravens
- Spencer Long, OG, Washington Redskins
- Eric Martin, LB, New England Patriots
- Josh Mitchell, CB, Indianapolis Colts (IR)
- Niles Paul, TE, Washington Redskins (IR)
- Brent Qvale, OT, New York Jets
- Trevor Roach, LB, Cincinnati Bengals (Practice)
- Mohammed Seisay, CB, Seattle Seahawks (IR)
- Jeremiah Sirles, OT, Minnesota Vikings
- Matt Slauson, OG, Chicago Bears
- Daimion Stafford, S, Tennessee Titans
- Ndamukong Suh, DT, Miami Dolphins

2015 SEASON NOTEBOOK

- Nebraska has won at least nine games each of the past seven seasons, joining Alabama and Oregon as the only programs with seven straight nine-win seasons. The Huskers have not posted eight consecutive nine-win seasons since their NCAA-record streak of 33 straight nine-win seasons from 1969 to 2001.
- The 2015 season marks the 20th anniversary of Nebraska's 1995 national championship. The Huskers completed back-to-back national titles with a 12-0 record in 1995, including four victories over teams that ended the year ranked in the top 10. Nebraska will honor the 1995 team at the Northwestern game.
- The 1994 and 1995 Husker teams are the last teams to win back-to-back national championships with undefeated seasons.
- 2015 will be remembered as a Hall of Fame year for Nebraska as two Huskers were inducted into the Pro Football Hall of Fame in July and one will be inducted into the College Football Hall of Fame in December.
- Will Shields and Mick Tinglehoff were both inducted into the Pro Football Hall of Fame this summer, marking only the fifth time two players from the same college were inducted in the same hall-of-fame class.
- Trev Alberts will become the 17th former Husker to be inducted into the College Football Hall of Fame when he is enshrined in December.

ROSTER NOTES

- Nebraska features a 135-player roster in 2015. Unofficially, only Navy (184) and Army (145) carry larger rosters than the Huskers.
- The Husker roster features players from 26 states as well as Canada. There are 59 native Nebraskans on the squad, followed by 11 Texas natives and seven players from both California and Florida.
- Nebraska features 58 freshmen and 80 underclassmen on its 135-player roster.
- Six Huskers will serve as captains for the 2015 season. The group includes three players on offense (quarterback **Tommy Armstrong Jr.**, offensive tackle **Alex Lewis** and wide receiver **Jordan Westerkamp**) and three Blackshirts (defensive tackle **Maliek Collins**, defensive end **Jack Gangwish** and safety **Nate Gerry**).
- **Alex Lewis** joins his father Bill as a Nebraska captain. Bill Lewis was a captain and an All-America center on Nebraska's 1985 team. The Lewis family is only the third family to have a father-son duo named as Nebraska team captains. Tom Ruud and sons Barrett and Bo served as captains, as did Dean Steinkuhler and his sons, Ty and Baker.
- Of Nebraska's 10 full-time coaches, only Brian Stewart (0-2 with Missouri in 1996 and 2000) and Keith Williams (0-1 with Fresno State in 2011) had coached a game inside Memorial Stadium prior to the 2015 season.

SCHEDULE NOTES

- Nebraska will face eight teams that played in a bowl game last season.
- The Huskers will play their first 11 games of the 2015 season without a bye. Nebraska is one of only 12 teams in the FBS ranks to play 11 or more consecutive weeks. Colorado and Hawaii will play 13 consecutive weeks, while Arizona, Florida International, North Texas and Massachusetts play 12 straight weeks.
- Nebraska is among a group of six schools who play 11 straight games without a bye in 2015.
- Nebraska's game at Miami was its first regular-season game in the Sunshine State since a road game against the Hurricanes in 1951. Nebraska has played 22 bowl games in Florida, including 17 Orange Bowls.
- Nebraska will face Illinois on the road for the first time as Big Ten Conference foes on Oct. 3, while the Huskers will make their first-ever trip to Rutgers on Nov. 14.

STATISTICAL NOTES

- Nebraska has ranked in the top 20 nationally and averaged at least 200 rushing yards per game in each of the past five seasons dating back to 2010.
- A Husker has rushed for 1,000 yards in each of the past six seasons. Only once in school history (1979-85) has NU produced a 1,000-yard rusher in seven consecutive seasons.
- Nebraska's streak of having a 1,000-yard rusher in six straight seasons is the second-longest among Big Ten teams. Wisconsin has had a 1,000-yard rusher each of the last 10 years, while no other Big Ten team has produced more than three consecutive seasons with a 1,000-yard rusher.

ACADEMIC NOTES

- Six Huskers are playing this season as graduate students. **Kevin Williams** (August, 2014), **Jamal Turner** (December, 2014), **Givens Price**, **Matt Finnin** and **Tariq Allen** (May, 2015) and **Alex Lewis** (August, 2015) have all earned their degrees.
- Eleven additional members of the senior class are expected to pick up their undergraduate degrees in December. In 2014, every active Husker senior had earned his degree prior to Nebraska's appearance in the Holiday Bowl.
- Nebraska was 1 of 14 FBS programs to earn Public Recognition for high achievement in the most recent Academic Progress Rate, ranking in the top 10 percent nationally. The Huskers have earned recognition for their APR success in each of the past two seasons.
- Husker football players have combined for 107 CoSIDA Academic All-America awards. Nebraska football has produced more academic All-Americans than any other sport in NCAA history, while Nebraska leads the nation with 320 academic All-Americans across all sports.

NEBRASKA FOOTBALL FACTS

HISTORY

Season of Football.....	126th
All-Time Games Played	1,279
All-Time Record.....	876-363-40 (.700)
National Ranking in All-Time Wins	4th
All-Time Bowl Appearances	51
National Ranking in Bowl Appearances	3rd
All-Time Bowl Record	25-26

CHAMPIONSHIPS

National Championships	5
Back-to-Back National Championships	2
Undefeated Seasons	11
Perfect Seasons	9
Conference Championships	43

RECORD BREAKDOWN

Home Games	530-144-20 (.778)
Memorial Stadium	405-121-13 (.763)
Record in August	13-0-0 (1.000)
Record in September	170-41-6 (.797)
Record in October.....	356-135-19 (.717)
Record in November	301-153-15 (.658)
Record in December	21-13-0 (.618)
Record in January.....	14-21-0 (.400)
Record in February	1-0-0 (1.000)
In Overtime.....	8-2
At Night.....	89-37-3
When Scoring 35+ Points.....	358-6
When Allowing 10 Points or Less	249-7-1
vs. Big Ten Teams	103-79-10
• In Big Ten Play (2011).....	22-11
• Home	12-4
• Away.....	10-6
• Neutral	0-1
vs. Ranked Teams	102-124-3
• Home	47-38-0
• Away.....	32-64-3
• Neutral	23-22-0
• as No. 1 Team	46-7-1

STREAKS

Consecutive Games Scoring a Point	248
Consecutive Home Games Scoring a Point...	309
Consecutive Home Winning Seasons.....	46
Consecutive Home Sellouts	343
Record in Sellout Streak	295-48
• vs. Ranked Teams.....	43-26

INDIVIDUAL

College Football Hall of Fame Players	17
College Football Hall of Fame Coaches.....	6
First-Team All-Americans	110
CoSIDA Academic All-Americans*	107
NCAA Top Ten Award Winners*.....	9
Heisman Trophy Winners	3
Walter Camp Award Winners	3
Maxwell Trophy Winners	1
Outland Trophy Winners*.....	9
Lombardi Trophy Winners.....	5
Butkus Award Winners.....	1
Johnny Unitas Golden Arm Award Winners..	1
Davey O'Brien Award Winners.....	1
Rimington Award Winners.....	1
Bednarik Award Winners	1
Nagurski Trophy Winners	1
Retired Jerseys	17
Retired Numbers	2
All-Conference Selections	514

*Total leads the nation

THE ILLINOIS FIGHTING ILLINI AT A GLANCE

- Illinois is off to a 3-1 start for the second straight season
- The Fighting Illini are 3-0 at home, outscoring their opponents 123-28
- Illinois went 3-5 in Big Ten play last season after going 3-21 over the previous three seasons combined
- Opponents have converted only 13-of-61 third-down attempts (21.3%)

THREE FIGHTING ILLINI TO WATCH

QB Wes Lunt

- Is 7-4 as Illinois' starting quarterback, but missed the 2014 Nebraska game due to injury
- Ranks 24th nationally with 22.0 completions per game
- Set the Illinois record with a 141.61 quarterback efficiency rating in 2014

DB/KR V'Angelo Bentley

- Only player in Illini history to score touchdowns via a kick return, punt return, interception return and fumble return
- Ranks 30th nationally in kickoff return average (25.0 yards per return)
- Became Illinois' all-time kickoff return leader last week (1,530 yards)

RB Josh Ferguson

- 1 of 2 active players with 2,000 career rushing yards and 1,000 receiving yards
- Owns Illinois running back records for career receptions (142) and career receiving yards (1,301)
- Ranks 11th in Illinois history with 2,209 career rushing yards

SERIES HISTORY

- Nebraska leads the series, 9-2-1, including a 2-0 record as Big Ten foes
- The Huskers have won four straight in the series
- Illinois' last victory was a 9-6 win in Lincoln on Oct. 4, 1924
- Nebraska owns a 2-1-1 record in Champaign
- The teams are opening B1G play against each other for the third straight year
- NU is making its first trip to Illinois in B1G play and first overall since 1985

ABOUT ILLINOIS FOOTBALL

- Illinois has won five national titles (1914, 1919, 1923, 1927, 1951)
- The Butkus Award, presented annually to college football's top linebacker, is named after former Illini great Dick Butkus
- College Football Hall of Fame Coach Pete Elliott coached at both Nebraska (1956) and Illinois (1960-66)
- Nebraska's Memorial Stadium opened on Oct. 13, 1923, while Illinois' Memorial Stadium opened on Nov. 3, 1923
- The Fighting Illini have won 15 Big Ten titles, most recently in 2001



ILLINOIS HEAD COACH
BILL CUBIT

- 1st Season
- 3-1 at Illinois
- 9th Career Season
- 54-48 Career Record
- 0-1 vs. Nebraska (career)
- 0-0 vs. Nebraska (at Illinois)

ILLINOIS STATISTICAL LEADERS

RUSHING	ATT.	YDS	YPC	TD
Josh Ferguson	67	331	4.9	3
Ke'Shawn Vaughn	52	227	4.4	2
Henry Enyenihi	18	57	3.2	1
Chayce Crouch	12	32	2.7	1
Marchie Murdock	1	19	19.0	0

PASSING	CMP-ATT-INT	PCT.	YDS	TD
Wes Lunt	88-146-2	60.3	856	6
Chayce Crouch	12-23-1	52.2	115	2
V'Angelo Bentley	0-1-0	0.0	0	0

RECEIVING	REC.	YDS	YPC	TD
Geronimo Allison	24	362	15.1	1
Marchie Murock	18	166	9.2	2
Desmond Cain	15	101	6.7	0
Josh Ferguson	11	74	6.7	1
Dionte Taylor	8	72	9.0	0

TACKLES	SOLO	TOTAL	TFL	SACKS
Clayton Fejedelem	21	38	0.5	0.0
T.J. Neal	11	29	3.0	0.0
Mason Monheim	12	27	1.0	0.0
Jihad Ward	7	17	2.0	0.5
Taylor Barton	7	14	2.5	0.0

PUNTING	NO.	YDS	AVG.	LONG
Ryan Frain	23	912	39.7	55

FIELD GOALS	MADE	ATT	PCT.	LONG
Taylor Zalewski	6	9	70.0	51

(2-2)

- BYU (L, 28-33)
- So. Ala. (W, 48-9)
- @ Miami (L, 33-36 ot)
- So. Miss (W, 36-28)
- @ Illinois
- Wisconsin
- @ Minnesota
- Northwestern
- @ Purdue
- Michigan St.
- @ Rutgers
- BYE
- Iowa

TOTAL	BIG TEN	NAT.	CATEGORY (PER GAME)	TOTAL	BIG TEN	NAT.
194.8	8th	51st	Rushing Offense	162.0	13th	81st
324.8	1st	17th	Passing Offense	242.8	5th	58th
519.5	2nd	19th	Total Offense	404.8	9th	73rd
36.3	3rd	37th	Scoring Offense	34.3	5th	48th
73.5	1st	7th	Rushing Defense	110.8	6th	27th
142.64	13th	102nd	Pass Efficiency Defense	113.80	6th	45th
379.5	14th	127th	Pass Defense	195.5	6th	46th
453.0	12th	102nd	Total Defense	306.3	7th	24th
26.5	11th	76th	Scoring Defense	19.0	8th	33rd
36.2	10th	88th	Net Punting	28.9	14th	125th
13.8	4th	29th	Punt Returns	11.7	6th	38th
17.3	14th	113th	Kickoff Returns	23.1	7th	49th
6	8th	57th	Turnovers Gained	8	3rd	27th
8	9th	95th	Turnovers Lost	6	6th	69th
-0.5	10th	88th	Turnover Margin	+0.5	5th	42nd
2.5	8th	32nd	Sacks	1.0	14th	112th
1.5	9th	53rd	Sacks Allowed	0.8	2nd	13th
41.2	10th	62nd	3rd-Down Offense	41.4	9th	61st
29.3	4th	27th	3rd-Down Defense	21.3	2nd	6th

(3-1)

- Kent St. (W, 52-3)
- Western Ill. (W, 44-0)
- @ N. Carolina (L, 14-48)
- Middle Tenn. (W, 27-25)
- Nebraska
- @ Iowa
- BYE
- Wisconsin
- @ Penn St.
- @ Purdue
- Ohio St.
- @ Minnesota
- vs. Northwestern

THE MIKE RILEY FILE**HEAD COACHING RECORD**

- Overall: 159-157 (24th season)
- College: 95-82 (15th season)
- Nebraska: 2-2 (First season)

FAMILY

- Wife: Dee
- Children: Matthew, Kate
- Grandchildren: Elijah Jo

COACHING NUMBERS

- 41 Years of Coaching Experience
- 24 Years as a Head Coach
- 15 Years as a Collegiate Head Coach
- 9 Years as a Professional Head Coach
- 3 Years as an NFL Head Coach
- 17 Years as an Assistant Coach
- 13 Years as a Collegiate Assistant Coach
- 4 Years as a Professional Assistant Coach
- 1 Year as an NFL Assistant Coach

HEAD COACHING EXPERIENCE**NEBRASKA**

- 2015 (1st season; 2-2 record)

OREGON STATE

- 2003-14 (12 seasons; 85-66 record)
- 1997-98 (2 seasons; 8-14 record)
- 14 overall seasons; 93-80 record)
- 6-2 record in eight bowl games
- 2008 Pac-10 Coach of the Year

SAN DIEGO CHARGERS

- 1999-2001 (3 seasons; 14-34 record)

SAN ANTONIO RIDERS (WLAF)

- 1991-92 (2 seasons; 11-9 record)

WINNIPEG BLUE BOMBERS (CFL)

- 1987-90 (4 seasons; 40-32 record)
- 2 Grey Cup Championships (1987, 1990)

ASSISTANT COACH EXPERIENCE**NEW ORLEANS SAINTS**

- Assistant Head Coach (2002)

USC

- Assistant Head Coach/
Offensive Coordinator (1993-96)

NORTHERN COLORADO

- Defensive Coordinator (1986)

WINNIPEG BLUE BOMBERS (CFL)

- Assistant Coach (1983-85)

LINFIELD COLLEGE

- Defensive Coordinator (1977-82)
- NAIA National Championship (1982)

WHITWORTH COLLEGE

- Graduate Assistant (1976)

CALIFORNIA

- Graduate Assistant (1975)

PLAYING EXPERIENCE

- Alabama (CB)
- National Championship (1973)

NEBRASKA HEAD COACH MIKE RILEY

The 2015 season marks the debut for first-year Head Coach Mike Riley, who was named Nebraska's 29th head coach in December of 2014. Riley came to Nebraska after 14 seasons as the head coach at Oregon State. Riley boasts 41 years of coaching experience, and he is in his 24th season as a head coach.

**OVERALL COACHING EXPERIENCE***

Frank Beamer (Virginia Tech)	44 Years
Gary Pinkel (Missouri)	42 Years
Mike Riley (Nebraska)	41 Years

HEAD COACHING EXPERIENCE

Frank Beamer (Virginia Tech)	35 Years
Steve Spurrier (South Carolina)	31 Years
Dennis Franchione (Texas State)	30 Years
Brian Kelly (Notre Dame)	26 Years
Gary Pinkel (Missouri)	25 Years
Mike Riley (Nebraska)	24 Years

PRO HEAD COACHING EXPERIENCE

Mike Riley (Nebraska)	9 Years
Steve Spurrier (South Carolina)	5 Years
Jim Harbaugh (Michigan)	4 Years
Jim Mora Jr. (UCLA)	4 Years

NFL HEAD COACHING EXPERIENCE

Jim Harbaugh (Michigan)	4 Years
Jim Mora Jr. (UCLA)	4 Years
Mike Riley (Nebraska)	3 Years

*College and professional experience only

CHAMPIONSHIP PEDIGREE

- Riley has won championships at the NAIA, NCAA FBS and professional levels.
- Riley was a cornerback on Alabama's 1973 national championship team.
- In 1982, Riley was the defensive coordinator for Linfield College, which went 12-0 and won the NAIA national championship.
- Riley won two Grey Cup titles in his four seasons with the Winnipeg Blue Bombers in the Canadian Football League.
- In his first season as a head coach at any level, Riley led Winnipeg to the 1987 Grey Cup title.
- Riley won his first Grey Cup at the age of 33, making him the third-youngest head coach ever to win a professional title (CFL, NFL, NFL Europe, UFL, USFL, WLF, WLAF, XFL).
- Since the NFL-AFL merger in 1970, Riley is the youngest head coach to win a championship in any professional league.
- Riley and Hugh Campbell of the Edmonton Eskimos (CFL) are the only two head coaches in the Super Bowl era to win two professional titles before the age of 40.

PROVEN WINNER

- Riley won 93 games at Oregon State, making him the winningest coach in Beaver history.
- Riley ended his tenure at OSU ranked 11th in Pac-12 history with 58 conference wins.
- Riley currently ranks 26th among active FBS coaches with 94 career victories, all at a Power Five school.
- Riley took Oregon State to eight bowl games, compiling a 6-2 record.
- Riley's .750 bowl winning percentage ranks sixth in NCAA history among coaches who appeared in at least eight bowl games.
- Riley is 1 of 6 coaches in NCAA history to win his first five bowl games.
- Riley is 1 of 12 coaches in NCAA history to win five consecutive bowl games.
- In 14 seasons at Oregon State, Riley led the Beavers to 14 wins over ranked opponents, including five wins over top-10 teams and three wins over top-three foes.
- Riley coached two Biletnikoff Award winners at Oregon State, and is the only active FBS coach to have two players win the award.

DEFENSIVE ASSISTANTS



MARK BANKER
DEFENSIVE COORDINATOR

- 37 Years of Experience
- 29 Years as Def. Coordinator
- 3 Years of NFL Experience
- Game Day: Field

HIGHLIGHTS

- OSU led nation in rush defense in 2007
- Top-10 total defense rankings in 2003 & 2007
- Coordinated a San Diego Charger defense to a No. 11 NFL total defense ranking in 2001



TRENT BRAY
LINEBACKERS

- 7 Years of Experience
- 7 Years at Power Five School
- 1 Year Playing in NFL Europe
- Game Day: Field

HIGHLIGHTS

- Helped 2012 OSU defense rank second in Pac-12 in scoring defense & third in total defense
- Coached in three bowl games past four years
- Ranks among top 10 tacklers in OSU history



HANK HUGHES
DEFENSIVE LINE

- 37 Years of Experience
- 8 Years as Asst. Head Coach
- 6 Years as Def. Coordinator
- Game Day: Field

HIGHLIGHTS

- Three conference title teams in past seven years
- 2008 UConn defense ranked sixth nationally in total defense and in top 25 in scoring defense
- In 2012, Memphis led nation in rush defense



BRIAN STEWART
SECONDARY

- 24 Years of Experience
- 8 Years of NFL Experience
- 7 Years as Def. Coordinator
- Game Day: Press Box

HIGHLIGHTS

- Helped Houston to a 13-1 record in 2011
- Coached 14 Pro Bowlers in eight NFL seasons
- Coordinated Dallas Cowboys defenses that led NFL in sacks in 2007 and 2008

SPECIAL TEAMS COORDINATOR



BRUCE READ
SPECIAL TEAMS COORDINATOR

- 31 Years of Experience
- 12 Years at Power Five School
- 7 Years of NFL Experience
- Game Day: Field

HIGHLIGHTS

- Helped James Rogers total 2,385 return yards
- Led Alexis Serna to 2005 Lou Groza Award
- San Diego Chargers special teams ranked in top six in NFL twice in Read's three seasons

OFFENSIVE ASSISTANTS



DANNY LANGSDORF
OFFENSIVE COORDINATOR

- 20 Years of Experience
- 12 Years as Off. Coordinator
- 4 Years of NFL Experience
- Game Day: Field

HIGHLIGHTS

- Eli Manning career-high completion rate in 2014
- Sean Mannion set Pac-12 career passing record
- OSU set then-Pac-12 record with 4,844 passing yards with Langsdorf as coordinator in 2013



MIKE CAVANAUGH
OFFENSIVE LINE

- 30 Years of Experience
- 6 Years as Off. Coordinator
- 2 Years of NFL Experience
- Game Day: Field

HIGHLIGHTS

- Coached 23 all-conference linemen at OSU
- OSU set a then-Pac-12 passing record in 2013
- Helped Hawaii rank in the top 10 nationally in total offense three times in six seasons



REGGIE DAVIS
RUNNING BACKS

- 12 Years of Experience
- 4 Years of NFL Experience
- 2 Years Playing in NFL
- Game Day: Press Box

HIGHLIGHTS

- Coached in three NFC Championship Games
- Coached All-Pro TE Vernon Davis for three years
- Helped OSU RB Jacquizz Rodgers become first freshman to be Pac-10 Offensive MVP



KEITH WILLIAMS
WIDE RECEIVERS

- 16 Years of Experience
- 4 Years as Off. Coordinator
- 1 Year Playing in NFL
- Game Day: Field

HIGHLIGHTS

- Eight former wideouts played in NFL in 2014
- Coached San Jose State's Edell Shepherd to school-record 1,500 receiving yards in 2001
- 2008 intern coach with San Diego Chargers

ADDITIONAL FOOTBALL STAFF

- **Associate A.D./Football:** Dan Van De Riet
- **Offensive GA:** Tavita Thompson (Tight Ends)
- **Offensive GA:** Beau Walker (Running Backs)
- **Defensive GA:** Jon Clark (Secondary)
- **Defensive GA:** Max Onyegbule (Defensive Line)
- **Head Football Strength Coach:** Mark Philipp
- **Head Football Athletic Trainer:** Mark Mayer
- **Head Equipment Manager:** Jay Terry
- **Director of Video:** Greg Vaughn

HUSKER COACHING NUMBERS

3

Mike Riley is 1 of 3 FBS coaches with at least three seasons of NFL head coaching experience. Riley is 1 of 6 FBS coaches who has been an NFL head coach (UCLA's Jim Mora Jr., Michigan's Jim Harbaugh, Louisville's Bobby Petrino, Alabama's Nick Saban, South Carolina's Steve Spurrier).

6

Mike Riley ranks sixth in NCAA history with a .750 winning percentage in bowl games. One of only six coaches in NCAA history to win his first five career bowl games, Riley was 6-2 in bowl games while at Oregon State.

8

Eight coaches boast NFL experience, including Mike Riley as a head coach, Mark Banker and Brian Stewart as defensive coordinators and Bruce Read as a special teams coordinator.

9

Mike Riley owns nine years of experience as a professional head coach, the most of any FBS coach. In addition to the NFL, Riley led teams in the Canadian Football League and the World League of American Football, the predecessor to NFL Europe.

24

Mike Riley owns 24 years of head coaching experience at the collegiate or professional level, the sixth most among FBS head coaches.

33

The Nebraska coaching staff has combined for 33 seasons of coaching experience in the National Football League.

41

Mike Riley's 41 years of coaching experience at the collegiate or professional level rank third among FBS head coaches.

56

Nebraska's 10 full-time coaches have been a part of 56 bowl teams during their collegiate coaching careers.

255

The Husker coaching staff has a combined 255 years of coaching experience at the collegiate or professional level.



NEBRASKA DEPTH CHART-ILLINOIS

OFFENSE DEFENSE SPECIAL TEAMS

WIDE RECEIVER

- 82 Alonzo Moore, 6-2, 195, Jr. **-OR-**
- 10 Jamal Turner, 6-1, 190, Sr.

LEFT TACKLE

- 71 Alex Lewis, 6-6, 290, Sr.
- 77 David Knevel, 6-9, 310, So.
- 59 Matt Finnin, 6-7, 305, Sr.

LEFT GUARD

- 66 Dylan Utter, 6-1, 285, Jr.
- 67 Jerald Foster, 6-3, 310, RFr.

CENTER

- 65 Ryne Reeves, 6-3, 300, Sr.
- 55 Paul Thurston, 6-5, 295, Jr.

RIGHT GUARD

- 70 Chongo Kondolo, 6-4, 300, Sr.
- 67 Jerald Foster, 6-3, 310, RFr.

RIGHT TACKLE

- 68 Nick Gates, 6-5, 290, RFr.
- 57 Zach Sterup, 6-8, 320, Sr.
- 59 Matt Finnin, 6-7, 305, Sr.

TIGHT END

- 11 Cethan Carter, 6-4, 240, Jr.
- 84 Sam Cotton, 6-4, 250, Jr.
- 42 Trey Foster, 6-1, 245, Jr.

WIDE RECEIVER

- 1 Jordan Westerkamp, 6-0, 195, Jr.
- 7 Taariq Allen, 6-3, 200, Sr.

WIDE RECEIVER

- 87 Brandon Reilly, 6-1, 195, Jr. **-OR-**
- 13 Lane Hovey, 6-4, 205, Jr. **-OR-**
- 8 Stanley Morgan Jr., 6-0, 185, Fr.

QUARTERBACK

- 4 Tommy Armstrong Jr., 6-1, 220, Jr.
- 17 Ryker Fyfe, 6-2, 210, Jr.
- 6 AJ Bush, 6-3, 220, RFr.

I-BACK

- 34 Terrell Newby, 5-10, 200, Jr.
- 32 Imani Cross, 6-1, 230, Sr. **-OR-**
- 21 Mikale Wilbon, 5-8, 190, RFr. **-OR-**
- 28 Adam Taylor, 6-2, 210, So. **-OR-**
- 22 Devine Ozigbo, 5-11, 225, Fr.

FULLBACK

- 35 Andy Janovich, 6-1, 230, Sr.
- 38 Harrison Jordan, 5-10, 230, So.

OFFENSIVE CAREER STARTS

Tommy Armstrong Jr., Jr., QB	25
Alex Lewis, Sr., OT	17
Cethan Carter, Jr., TE	16
Jordan Westerkamp., Jr., WR	12
Zach Sterup, Sr., OT	10
Alonzo Moore, Jr., WR	10
De'Mornay Pierson-El, So., WR	6
Jamal Turner, Sr., WR	6
Sam Cotton, Jr., TE	6
Andy Janovich, Sr., FB	6
Ryne Reeves, Sr., C	5
Dylan Utter, Sr., OG	5
Terrell Newby, Jr., IB	4
Brandon Reilly, Jr., WR	4
Chongo Kondolo, Sr., OG	4
Nick Gates, RFr., OT	4
Lane Hovey, Jr., WR	2
Stanley Morgan Jr., WR	2
Trey Foster, Jr., TE	1
David Sutton, Sr., TE	1

DEFENSIVE END

- 90 Greg McMullen, 6-3, 280, Jr.
- 88 Ross Dzuris, 6-3, 250, Jr.
- 45 A.J. Natter, 6-5, 250, So.

DEFENSIVE TACKLE

- 7 Maliek Collins, 6-2, 300, Jr.
- 55 Kevin Maurice, 6-3, 280, Jr.
- 78 Givens Price, 6-4, 310, Sr.

DEFENSIVE TACKLE

- 98 Vincent Valentine, 6-3, 320, Jr.
- 92 Kevin Williams, 6-2, 275, Sr.
- 44 Mick Stoltenberg, 6-5, 265, RFr.

DEFENSIVE END

- 91 Freedom Akinmoladun, 6-4, 255, Fr.
- 88 Ross Dzuris, 6-3, 250, Jr.
- 17 Sedrick King, 6-4, 240, RFr.

LINEBACKER

- 3 Marcus Newby, 6-1, 235, So.
- 12 Luke Gifford, 6-3, 215, RFr.

LINEBACKER

- 52 Josh Banderas, 6-2, 235, Jr.
- 49 Chris Weber, 6-3, 220, So.
- 43 Tyrin Ferguson, 6-2, 220, Fr.

LINEBACKER

- 5 Dedrick Young, 6-1, 220, Fr.
- 56 Brad Simpson, 6-0, 225, Jr.

CORNERBACK

- 10 Joshua Kalu, 6-1, 185, So.
- 8 Chris Jones, 6-0, 180, So.
- 2 Trai Mosley, 5-10, 170, RFr.

SAFETY

- 28 Byerson Cockrell, 6-0, 185, Sr.
- 24 Aaron Williams, 5-11, 185, Fr.
- 21 Charles Jackson, 5-11, 180, Jr.

SAFETY

- 25 Nate Gerry, 6-2, 205, Jr.
- 27 Kieron Williams, 6-0, 190, So.
- 16 Antonio Reed, 6-2, 200, Fr.

CORNERBACK

- 14 Jonathan Rose, 6-1, 195, Sr.
- 23 Daniel Davie, 6-1, 190, Sr.
- 11 Boaz Joseph, 6-1, 190, So.

DEFENSIVE CAREER STARTS

Nate Gerry, Jr., S	20
Vincent Valentine, Jr., DT	19
Maliek Collins, Jr., DT	18
Greg McMullen, Jr., DE	17
Daniel Davie, Sr., CB	16
Josh Banderas, Jr., LB	12
Byerson Cockrell, Sr., DB	10
Michael Rose-lvey, Jr., LB	9
Joshua Kalu, So., DB	6
Kevin Williams, Sr., DT	4
Jack Gangwish, Sr., DE	4
Givens Price, Sr., DT	3*
Dedrick Young, Fr., LB	3
Freedom Akinmoladun, RFr., DE	3
Chris Weber, So., LB	2
Marcus Newby, So., LB	2
Jonathan Rose, Sr., CB	1
Aaron Williams, Fr., S	1

*Price's three starts came on the OL

PLACE-KICKER

- 34 Drew Brown, 5-11, 180, So.
- 26 Jamie Sutcliffe, 6-2, 190, Jr.
- 95 Spencer Lindsay, 5-9, 205, Jr.

PUNTER

- 27 Sam Foltz, 6-1, 200, Jr.
- 9 Tyson Broekemeier, 6-1, 200, Sr.

LONG SNAPPER

- 40 Jordan Ober, 6-1, 200, Fr.
- 92 Chase Urbach, 6-3, 200, Fr.

HOLDER

- 27 Sam Foltz, 6-1, 200, Jr.
- 9 Tyson Broekemeier, 6-1, 200, Sr.

KICKOFFS

- 34 Drew Brown, 5-11, 180, So.
- 26 Jamie Sutcliffe, 6-2, 190, Jr.
- 95 Spencer Lindsay, 5-9, 205, Jr.

KICK RETURNER

- 34 Terrell Newby, 5-10, 200, Jr.
- 8 Stanley Morgan Jr., 6-0, 185, Fr.
- 39 Jordan Nelson, 5-7, 180, Jr.
- 21 Mikale Wilbon, 5-8, 190, RFr.

PUNT RETURNER

- 1 Jordan Westerkamp, 6-0, 195, Jr.
- 10 Jamal Turner, 6-1, 190, Sr.

INJURED

- 15 De'Mornay Pierson-El, So., WR/PR
- 86 David Sutton, 6-3, 255, Sr., TE
- 95 Jack Gangwish, 6-2, 265, Sr., DE
- 15 Michael Rose-lvey, 5-11, 240, Jr.

SPECIAL TEAMS CAREER STARTS

Sam Foltz, Jr., P	29
Drew Brown, So., PK	17
Tyson Broekemeier, Sr., P	1

HUSKER NUMERICAL ROSTER

No.	Name	Pos.
1	Jordan Westerkamp	WR
2	Zack Darlington	QB
2	Trai Mosley	DB
2	Jordan Stevenson	IB
3	Lavan Alston	WR
3	Marcus Newby	LB
4	Avery Anderson	DB
4	Tommy Armstrong Jr.	QB
5	Dedrick Young	LB
6	AJ Bush	QB
6	Eric Lee Jr.	DB
7	Taariq Allen	WR
7	Maliek Collins	DT
8	Chris Jones	DB
8	Stanley Morgan Jr.	WR
9	Tyson Broekemeier	QB
9	DaiShon Neal	DE
10	Joshua Kalu	DB
10	Jamal Turner	WR
11	Cethan Carter	TE
11	Boaz Joseph	DB
12	Luke Gifford	LB
13	Lane Hovey	WR
13	Adrienne Talan	LB
14	Jonathan Rose	CB
15	De'Mornay Pierson-El	WR
15	Michael Rose-Ivey	LB
16	Antonio Reed	S
17	Ryker Fyfe	QB
17	Sedrick King	DE
18	Mohamed Barry	LB
19	Joe Keels	DE
21	Charles Jackson	DB
21	Mikale Wilbon	IB
22	Devine Ozigbo	IB
22	Anthony Ridder	DB
23	Daniel Davie	CB
23	Austin Rose	IB
24	Aaron Williams	DB
25	Nate Gerry	S
25	Blake Holtmeier	WR
26	Thomas Connely	LB
26	Brady Pelzer	WR
26	Jamie Sutcliffe	PK
27	Sam Foltz	P
27	Noah Johnson	IB
27	Kieron Williams	S
28	Byerson Cockrell	DB
28	Adam Taylor	IB
29	Nolan Graham	DB
29	Graham Nabity	IB
30	Bo Kitrell	FB
31	Conor Young	WR
32	Imani Cross	IB
32	Alex Davis	DE
33	Christian Bailey	WR
33	Garrett McKay	LB
34	Drew Brown	PK
34	Terrell Newby	IB
35	Andy Janovich	FB
36	Reid Karel	DB
37	Noah Lazaro	LB
37	Wyatt Mazour	IB
38	Harrison Jordan	FB
39	Jordan Nelson	IB
40	Ty Betka	WR
40	Jordan Ober	LS
41	Luke McNitt	TE

2015 NEBRASKA CORNHUSKER ALPHABETICAL ROSTER

No.	Name	Pos.	Ht.	Wt.	Yr.	Hometown (High School/College)
91	Akinmoladun, Freedom	DE	6-4	255	RFr.	Grandview, Mo. (Grandview)
7	Allen, Taariq	WR	6-3	200	Sr.	Weston, Mass. (The Rivers School)
3	Alston, Lavan	WR	6-0	175	Fr.	Oxnard, Calif. (St. Bonaventure)
4	Anderson, Avery	DB	6-0	175	Fr.	Surprise, Ariz. (Pine Creek, Colorado Springs, Colo.)
75	Anderson, Fyn	DL	6-3	260	Fr.	Lincoln, Neb. (Southeast)
4	Armstrong Jr., Tommy	QB	6-1	220	Jr.	Cibolo, Texas (Steele)
33	Bailey, Christian	WR	5-11	205	So.	San Clemente, Calif.
52	Banderas, Josh	LB	6-2	235	Jr.	Lincoln, Neb. (Southwest)
74	Barnett, Jalin	OL	6-4	310	Fr.	Lawton, Okla. (Lawton)
18	Barry, Mohamed	LB	6-1	215	Fr.	Grayson, Ga. (Grayson)
40	Betka, Ty	WR	5-7	165	Jr.	Superior, Neb. (Superior/Drake)
53	Boryca, Alex	LB	6-2	220	RFr.	Cozad, Neb. (Cozad)
9	Broekemeier, Tyson	QB	6-1	200	Sr.	Aurora, Neb. (Aurora)
34	Brown, Drew	PK	5-11	180	So.	Southlake, Texas (Southlake Carroll)
51	Brugmann, Jared	LB	6-2	225	Fr.	Gretna, Neb. (Gretna)
6	Bush, AJ	QB	6-3	220	RFr.	Alpharetta, Ga. (Norcross)
11	Carter, Cethan	TE	6-4	240	Jr.	New Orleans, La. (Archbishop Rummel)
43	Classen, Brett	WR	6-2	205	So.	Medina, Minn. (Wayzata/Winona State)
59	Cleveland, Brody	LB	6-2	210	Fr.	Ogallala, Neb. (Ogallala)
28	Cockrell, Byerson	DB	6-0	185	Sr.	Columbus, Miss. (Columbus/East Mississippi CC)
7	Collins, Maliek	DT	6-2	300	Jr.	Kansas City, Mo. (Center)
26	Connely, Thomas	LB	5-11	205	RFr.	Kearney, Neb. (Kearney Catholic)
62	Conrad, Cole	OL	6-5	290	RFr.	Fremont, Neb. (Archbishop Bergan)
84	Cotton, Sam	TE	6-4	250	Jr.	Lincoln, Neb. (Southeast)
32	Cross, Imani	IB	6-1	230	Sr.	Gainesville, Ga. (North Hall)
2	Darlington, Zack	QB	6-2	205	RFr.	Apopka, Fla. (Apopka)
23	Davie, Daniel	CB	6-1	190	Sr.	Beatrice, Neb. (Beatrice)
32	Davis, Alex	DE	6-5	230	Fr.	Riviera Beach, Fla. (Dwyer)
96	Davis, Carlos	DL	6-2	265	Fr.	Blue Springs, Mo. (Blue Springs)
94	Davis, Khalil	DL	6-2	265	Fr.	Blue Springs, Mo. (Blue Springs)
79	Decker, Michael	OL	6-4	285	Fr.	Omaha, Neb. (North)
88	Dzuris, Ross	DE	6-3	250	Jr.	Plattsmouth, Neb. (Plattsmouth)
48	Evens, Erik	DE	6-3	255	So.	Waverly, Neb. (Waverly)
63	Farmer, Tanner	OL	6-4	310	RFr.	Highland, Ill. (Highland)
43	Ferguson, Tyrin	LB	6-2	220	Fr.	New Orleans, La. (Edna Karr)
59	Finnin, Matt	OL	6-7	305	Sr.	Crete, Ill. (Monee/College of DuPage)
27	Foltz, Sam	P	6-1	200	Jr.	Greeley, Neb. (Grand Island)
67	Foster, Jerald	OL	6-3	310	RFr.	Lincoln, Neb. (Southeast)
42	Foster, Trey	TE	6-1	245	Jr.	Lincoln, Neb. (Southeast)
51	Freudenburg, Ryan	OL	6-5	305	RFr.	Norfolk, Neb. (Lutheran-Northeast)
17	Fyfe, Ryker	QB	6-2	210	Jr.	Grand Island, Neb. (Grand Island)
95	Gangwish, Jack	DE	6-2	265	Sr.	Wood River, Neb. (Wood River)
68	Gates, Nick	OL	6-5	290	RFr.	Las Vegas, Nev. (Bishop Gorman)
56	Gaylord, Christian	OL	6-6	275	Fr.	Baldwin City, Kan. (Baldwin City)
25	Gerry, Nate	S	6-2	205	Jr.	Sioux Falls, S.D. (Washington)
12	Gifford, Luke	LB	6-3	215	RFr.	Lincoln, Neb. (Southeast)
29	Graham, Nolan	DB	5-11	200	RFr.	Firth, Neb. (Norris)
73	Hahn, Sam	OL	6-6	300	Jr.	DeWitt, Neb. (Tri-County/North Dakota State)
72	Hannon, Zach	OL	6-5	305	So.	Kansas City, Mo. (Rockhurst)
49	Hemphill, Austin	FB	6-0	220	Fr.	Gretna, Neb. (Gretna)
25	Holtmeier, Blake	WR	6-2	200	RFr.	Kearney, Neb. (Kearney Catholic)
88	Hoppes, Tyler	TE	6-4	240	So.	Lincoln, Neb. (Southwest/Wayne State)
13	Hovey, Lane	WR	6-4	205	Jr.	Adel, Iowa (Adel-Desoto-Minburn)
21	Jackson, Charles	DB	5-11	180	Jr.	Spring, Texas (Klein Collins)
35	Janovich, Andy	FB	6-1	230	Sr.	Gretna, Neb. (Gretna)
47	Jarzynka, Matt	DE	6-4	240	RFr.	Loup City, Neb. (Loup City)
50	Johns, Garret	DL	6-0	280	Jr.	Aurora, Neb. (Aurora)
27	Johnson, Noah	IB	6-0	195	Fr.	Sutton, Neb. (Sutton)
76	Johnson Jr., Dwayne	OL	6-6	280	So.	Houston, Texas (Bellaire)
8	Jones, Chris	DB	6-0	180	So.	Jacksonville, Fla. (Sandalwood)
38	Jordan, Harrison	FB	5-10	230	So.	Omaha, Neb. (Westside)
11	Joseph, Boaz	DB	6-1	190	So.	Weston, Fla. (Cypress Bay)
10	Kalu, Joshua	DB	6-1	185	So.	Houston, Texas (Alief Taylor)
36	Karel, Reid	DB	6-3	190	Fr.	Seward, Neb. (Seward)
19	Keels, Joe	DE	6-3	265	Sr.	Kenosha, Wis. (Bradford/Highland CC)
89	Ketter, Connor	TE	6-5	245	So.	Norfolk, Neb. (Norfolk Catholic)
17	King, Sedrick	DE	6-4	240	RFr.	Plant City, Fla. (Plant City)
30	Kitrell, Bo	FB	6-1	225	RFr.	Ashland, Neb. (Ashland-Greenwood)
77	Knevel, David	OL	6-9	310	So.	Brantford, Ontario, Canada (Pauline S. Johnson Collegiate)
42	Koley, Creighton	DB	6-0	180	RFr.	Omaha, Neb. (Skutt Catholic)
70	Kondolo, Chongo	OL	6-4	300	Sr.	Carrollton, Texas (Creekview/Fresno City College)
37	Lazaro, Noah	LB	6-2	225	Fr.	Lincoln, Neb. (Southwest)
6	Lee Jr., Eric	DB	6-0	180	Fr.	Milton, Mass. (Valor Christian, Colo.)
71	Lewis, Alex	OL	6-6	290	Sr.	Tempe, Ariz. (Mountain Pointe/Colorado)
95	Lindsay, Spencer	PK	5-9	205	Jr.	Kearney, Neb. (Kearney)
75	Long, Chris	OL	6-4	300	Sr.	Blair, Neb. (Blair)

58	Lopez, Joel	DL	6-2	260	So.	Saint Charles, Ill. (Burlington Central)	42	Trey Foster.....	TE
55	Maurice, Kevin	DT	6-3	280	Jr.	Orlando, Fla. (Freedom)	42	Creighton Koley	DB
37	Mazour, Wyatt	IB	5-9	190	Fr.	Albion, Neb. (Boone Central)	43	Brett Classen.....	WR
44	McCann, Mitch	FB	6-0	235	Jr.	Omaha, Neb. (Burke)	43	Tyrin Ferguson.....	LB
33	McKay, Garrett	LB	6-0	210	Jr.	Anaheim Hills, Calif. (Santa Ana College/Servite)	44	Mitch McCann.....	FB
90	McMullen, Greg	DE	6-3	280	Jr.	Akron, Ohio (Hoban)	44	Mick Stoltenberg.....	DL
41	McNitt, Luke	TE	6-2	240	So.	Kearney, Neb. (Kearney/Nebraska-Kearney)	45	A.J. Natter.....	DE
82	Moore, Alonzo	WR	6-2	195	Jr.	Winnfield, La. (Winnfield Senior)	45	Bryan Reimers.....	WR
8	Morgan Jr., Stanley	WR	6-0	185	Fr.	New Orleans, La. (St. Augustine)	47	Matt Jarzynka.....	DE
2	Mosley, Trai	DB	5-10	170	RFr.	Pflugerville, Texas (Hendrickson)	48	Erik Evans.....	DE
29	Nabity, Graham	IB	6-0	210	Jr.	Omaha, Neb. (Elkhorn)	48	Gabe Rahn.....	WR
45	Natter, A.J.	DE	6-5	250	So.	Milton, Wis. (Milton)	49	Austin Hemphill.....	FB
9	Neal, DaiShon	DE	6-7	250	Fr.	Omaha, Neb. (Central)	49	Chris Weber.....	LB
39	Nelson, Jordan	IB	5-7	180	Jr.	Omaha, Neb. (Burke)	50	Garret Johns.....	DL
3	Newby, Marcus	LB	6-1	235	So.	North Potomac, Md. (Quince Orchard)	51	Jared Brugmann.....	LB
34	Newby, Terrell	IB	5-10	200	Jr.	Los Angeles, Calif. (Chaminade)	51	Ryan Freudenburg	OL
99	Newell, Peyton	DL	6-3	270	RFr.	Hiawatha, Kan. (Hiawatha)	52	Josh Banderas.....	LB
40	Ober, Jordan	LS	6-1	200	Fr.	Las Vegas, Nev. (Bishop Gorman)	53	Alex Boryca.....	LB
76	Owen, Dylan	DL	6-5	235	RFr.	Westchester, N.Y. (Somers/Bridgton Academy)	54	Robby Painter.....	OL
22	Ozigbo, Devine	IB	5-11	225	Fr.	Sachse, Texas (Sachse)	54	Garrett Poppen.....	LB
54	Painter, Robby	OL	6-4	290	Jr.	Centennial, Colo. (Grandview)	55	Kevin Maurice.....	DT
26	Pelzer, Brady	WR	5-11	180	RFr.	Bellevue, Neb. (Bellevue East)	55	Paul Thurston.....	OL
15	Pierson-El, De'Mornay	WR	5-9	185	So.	Alexandria, Va. (West Potomac)	56	Christian Gaylord.....	OL
54	Poppen, Garrett	LB	6-1	215	RFr.	Giltner, Neb. (Giltner)	56	Brad Simpson.....	LB
78	Price, Givens	DT	6-4	310	Sr.	Houston, Texas (Alief Taylor)	57	Zach Sterup.....	OL
48	Rahn, Gabe	WR	6-1	190	So.	Le Mars, Iowa (Le Mars)	57	Jacob Weinmaster.....	LB
97	Rath, Logan	DT	6-4	280	Jr.	Giltner, Neb. (Giltner/South Dakota State)	58	Joel Lopez.....	DL
16	Reed, Antonio	S	6-2	200	Fr.	Memphis, Tenn. (Southhaven [Miss.])	58	Corey Whitaker.....	OL
65	Reeves, Ryne	OL	6-3	300	Sr.	Crete, Neb. (Crete)	59	Brody Cleveland.....	LB
87	Reilly, Brandon	WR	6-1	195	Jr.	Lincoln, Neb. (Southwest)	59	Matt Finnin.....	OL
45	Reimers, Bryan	WR	6-5	210	RFr.	Lincoln, Neb. (East)	62	Cole Conrad.....	OL
22	Ridder, Anthony	DB	6-2	205	Sr.	West Point, Neb. (Central Catholic)	63	Tanner Farmer.....	OL
23	Rose, Austin	IB	6-1	215	RFr.	Lincoln, Neb. (North Star)	65	Ryne Reeves.....	OL
14	Rose, Jonathan	CB	6-1	195	Sr.	Leeds, Ala. (Leeds/Auburn)	66	Dylan Utter.....	OL
15	Rose-Ivey, Michael	LB	5-11	240	Jr.	Kansas City, Mo. (Rockhurst)	67	Jerald Foster.....	OL
56	Simpson, Brad	LB	6-0	225	Jr.	Omaha, Neb. (Ralston)	68	Nick Gates.....	OL
85	Snyder, Matt	TE	6-5	245	Fr.	San Ramon, Calif. (California)	70	Chongo Kondolo.....	OL
57	Sterup, Zach	OL	6-8	320	Sr.	Hastings, Neb. (Hastings St. Cecilia)	71	Alex Lewis.....	OL
2	Stevenson, Jordan	IB	5-9	205	Fr.	Dallas, Texas (South Oak Cliff)	72	Zach Hannon.....	OL
44	Stoltenberg, Mick	DL	6-5	265	RFr.	Gretna, Neb. (Gretna)	73	Sam Hahn.....	OL
26	Sutcliffe, Jamie	PK	6-2	190	Jr.	Thousand Oaks, Calif. (Thousand Oaks/Utah/Pierce College)	74	Jalin Barnett.....	OL
86	Sutton, David	TE	6-3	255	Sr.	Lincoln, Neb. (Southeast)	75	Fyn Anderson.....	DL
13	Talan, Adrienne	LB	6-1	200	Fr.	Davie, Fla. (Flanagan)	75	Chris Long.....	OL
28	Taylor, Adam	IB	6-2	210	So.	Katy, Texas (Katy)	76	Dwayne Johnson Jr.....	OL
55	Thurston, Paul	OL	6-5	295	Jr.	Arvada, Colo. (Arvada West)	76	Dylan Owen.....	DL
10	Turner, Jamal	WR	6-1	190	Sr.	Arlington, Texas (Sam Houston)	77	David Knevel.....	OL
92	Urbach, Chase	LS	6-3	200	Fr.	Grosse Pointe, Mich. (Grosse Pointe South)	78	Givens Price.....	OL
66	Utter, Dylan	OL	6-1	285	Jr.	Papillion, Neb. (Papillion-La Vista)	79	Michael Decker.....	OL
98	Valentine, Vincent	DT	6-3	320	Jr.	Edwardsville, Ill. (Edwardsville)	82	Alonzo Moore.....	WR
49	Weber, Chris	LB	6-3	220	So.	Omaha, Neb. (Elkhorn)	84	Sam Cotton.....	TE
57	Weinmaster, Jacob	LB	6-0	200	Fr.	Loveland, Colo. (Loveland)	85	Matt Snyder.....	TE
1	Westerkamp, Jordan	WR	6-0	195	Jr.	Lombard, Ill. (Montini Catholic)	86	David Sutton.....	TE
58	Whitaker, Corey	OL	6-4	290	Jr.	Murrieta, Calif. (Vista Murrieta)	87	Brandon Reilly.....	WR
21	Wilbon, Mikale	IB	5-8	190	RFr.	Chicago, Ill. (De La Salle Institute)	88	Ross Dzuris.....	DE
24	Williams, Aaron	DB	5-11	185	Fr.	Atlanta, Ga. (Carver)	88	Tyler Hoppes.....	TE
92	Williams, Kevin	DT	6-2	275	Sr.	Holland, Ohio (Springfield)	89	Connor Ketter.....	TE
27	Williams, Kieron	S	6-0	190	So.	Shreveport, La. (C.E. Byrd/Air Force Prep)	90	Greg McMullen.....	DE
31	Young, Conor	WR	6-1	170	Fr.	Cozad, Neb. (Cozad)	91	Freedom Akinmoladun.....	DE
5	Young, Dedrick	LB	6-1	220	Fr.	Peoria, Ariz. (Centennial)	92	Chase Urbach.....	LS
							92	Kevin Williams.....	DT
							94	Khalil Davis.....	DL
							95	Jack Gangwish.....	DE
							95	Spencer Lindsay.....	PK
							96	Carlos Davis.....	DL
							97	Logan Rath.....	DL
							98	Vincent Valentine.....	DT
							99	Peyton Newell.....	DL

PRONUNCIATION GUIDE

Freedom Akinmoladun..... ackin-MOLA-dune
 Taariq Allen..... Tuh-REAK
 Josh Banderas..... BAN-dair-us
 Jared Blum..... BLOOM
 Alex Boryca..... bur-ITS-kuh
 Tyson Broekemeier..... BROCK-meyer
 Cethan Carter..... SEETH-un
 Imani Cross..... ih-MAHN-ee
 Ross Dzuris..... Duh-zuhr-iss
 Ryan Freudenburg..... fried-EN-burg
 Nate Gerry..... Gary
 Sam Hahn..... HAWN
 Tyler Hoppes..... HOP-iss
 Lane Hovey..... HUV-ee
 Andy Janovich..... JAN-oh-vitch
 Matt Jarzynka..... Jar-ZINK-uh
 Boaz Joseph..... BOSE

Joshua Kalu..... Kuh-loo
 Reid Karel..... Carol
 Bo Kitrell..... Kit-trul
 David Knevel..... NEV-ull
 Chongo Kondolo..... CHONG-go CON-DOUGH-low
 Wyatt Mazour..... Ma-zoo-er
 Trai Mosley..... Tray
 Graham Nabity..... nab-itt-ee
 DaiShon Neal..... DAY-shawn
 Terrell Newby..... TAIR-ul
 Devine Ozigbo..... OH-zig-bo
 Gabe Rahn..... RAWN
 Ryne Reeves..... Rhine
 Bryan Reimers..... Rhyme-ers
 Zach Sterup..... STIR-up
 Kieron Williams..... KYE-run
 Dedrick Young..... DEAD-rik



#1 JORDAN WESTERKAMP • Jr. • WR

LOMBARD, ILL.
MONTINI CATHOLIC HS

CAREER STATS

Year	G/S	No.	Yds.	Y/R	Y/G	Long	TDs
2012							
			Redshirt				
2013	13/1	20	283	14.1	23.6	49 vs. Northwestern	1
2014	13/9	44	747	17.0	57.5	70 at Fresno State	5
2015	4/2	26	351	13.5	87.8	31 at Miami	4
Totals	30/12	90	1,381	15.3	46.0	70 at Fresno State	10

CAREER HONORS

- » 2015 Team Captain
- » Academic All-Big Ten (2013, 2014)
- » Big Ten All-Freshman Team (BTN, 2013)
- » Big Ten Freshman of the Week (vs. Northwestern, 2013)
- » Three-Time Nebraska Scholar-Athlete Honor Roll
- » ESPN College Football Play of the Year (Reception vs. Florida Atlantic, 2014)
- » Sports Science Newton Award for Outstanding Reaction (2015)
- » Brook Berringer Citizenship Team (2015)
- » Tom Osborne Citizenship Team (2015)

CAREER SINGLE-GAME HIGHS

- » Receptions – 11 vs. Southern Miss (2015)
- » Receiving Yards – 158 at Michigan State (2014)
- » Touchdowns – 1, 10 times

2015 SINGLE-GAME HIGHS

- » Receptions - 11 vs. Southern Miss
- » Receiving Yards – 118 vs. Southern Miss
- » Touchdowns – 1, four times

2015 SEASON NOTES

- » Against Southern Miss, Westerkamp caught a six-yard touchdown pass in the first quarter, marking his fifth straight game with a touchdown reception. Streak of five straight games with a touchdown catch is one shy of the school record of six, held by Johnny Rodgers.
- » Caught 11 passes for 118 yards against Southern Miss, setting a career high for receptions, bettering his nine catches at Michigan State last season. Eighth time in school history a Nebraska player has had double-digit receptions. Increased his career receptions total to 90 moving him from 14th to 11th on the career receptions list.
- » With 118 yards receiving against Southern Miss, Westerkamp moved into 10th place on the Nebraska career receiving yardage list with 1,381 yards. The 118 yards marked Westerkamp's fifth career 100-yard receiving game, including two in 2015.

2015 GAME-BY-GAME

Opponent	Rec.	Yds	TD	Lg
BYU	7	107	1	21
South Alabama	3	31	1	21
at Miami	5	95	1	31
Southern Miss	11	118	1	27
at Illinois	0	0	0	0
Wisconsin	0	0	0	0
at Minnesota	0	0	0	0
Northwestern	0	0	0	0
at Purdue	0	0	0	0
Michigan State	0	0	0	0
at Rutgers	0	0	0	0
Iowa	0	0	0	0
Totals	26	351	4	31



#2 TRAI MOSLEY • RFr. • CB

PFLUGERVILLE, TEXAS
HENDRICKSON HS

CAREER STATS

Year	G/S	Tackles				TFL	Sacks	Fum.				QB Hry.
		UT	AT	TT	TFL			C-R	BK	PBU	INT	
2014												
		Redshirt										
2015	4/0	0	0	0	0	0.0-0	0-0	0	0	0	0	0
Totals	4/0	0	0	0	0	0.0-0	0-0	0	0	0	0	0

2015 SEASON NOTES

»

2015 SINGLE-GAME HIGHS

- » Tackles - 0
- » Tackles for Loss – 0
- » Pass Breakups – 0
- » Interceptions – 0



#3 MARCUS NEWBY • So. • LB

NORTH POTOMAC, MD.
QUINCE ORCHARD HS

CAREER STATS

Year	G/S	Tackles				TFL	Sacks	Fum.				QB Hry.
		UT	AT	TT	TFL			C-R	BK	PBU	INT	
2013												
		Redshirt										
2014	9/0	1	2	3	1-9	1.0-9	0-0	0	0	0	0	2
2015	2/2	3	2	5	1-2	0.0-0	0-0	0	0	0	0	2
Totals	11/2	4	4	8	2-11	1.0-9	0-0	0	0	0	0	4

CAREER HONORS

- » Nebraska Scholar-Athlete Honor Roll (Spring, 2015)
- » Brook Berringer Citizenship Team (2015)
- » Tom Osborne Citizenship Team (2015)

2015 SEASON NOTES

- » Made first career start against South Alabama.
- » Career-high four tackles against Southern Miss

CAREER SINGLE-GAME HIGHS

- » Tackles - 4 vs. Southern Miss (2015)
- » Tackles for Loss – 1 at Fresno State (2014), vs. USA (2015)
- » Sacks - 1 at Fresno State (2014)

2015 SINGLE-GAME HIGHS

- » Tackles - 4 vs. Southern Miss
- » Tackles for Loss – 1 vs. South Alabama
- » Sacks – 0



#4 TOMMY ARMSTRONG JR. • Jr. • QB

CIBOLO, TEXAS
STEELE HS

CAREER STATS

Passing

Year	G/GS	Comp-Att-Int	Pct.	Yds.	Y/G	LP	TD	Eff.R.
2012		Redshirt						
2013	9/8	68-131-8	51.9	966	107.3	99	9	124.31
2014	13/13	184-345-12	53.3	2,695	207.3	73	22	133.04
2015	4/4	89-151-5	58.9	1,266	316.5	53	11	146.78
Totals	26/25	341-627-25	54.4	4,927	189.5	99	42	134.52

Rushing

Year	G/S	Att.	Gain	Loss	Net	Y/A	Y/G	Long	TDs
2012		Redshirt							
2013	9/8	67	277	75	202	3.0	22.4	24 vs. Georgia	2
2014	13/13	145	842	137	705	4.9	54.2	42 vs. McNeese St.	6
2015	4/4	29	182	64	118	4.1	29.5	28 vs. Southern Miss	1
Totals	26/25	241	1,301	276	1,025	4.3	39.4	42 vs. McNeese St.	9

CAREER HONORS

- » 2015 Team Captain
- » Big Ten Player of the Week (vs. Southern Miss, 2014)
- » Honorable-Mention Big Ten All-Freshman Team (BTN, 2013)
- » Big Ten Freshman of the Week (vs. Michigan, 2013)
- » Longest Pass in NU History and NCAA Bowl History (99 yards vs. Georgia, 2014 Gator Bowl)
- » Nebraska Scholar-Athlete Honor Roll (Fall, 2012)
- » Nebraska Sophomore Record Holder - Passing Yards, Passing TDs, Total Off.
- » Nebraska Bowl Game Record Holder - Passing Yards, Passing TDs, Pass Completions, Pass Attempts, Total Offense (2014 Holiday Bowl vs. USC)

2015 GAME-BY-GAME

Opponent	Passing				Rushing			
	Comp-Att-Int	Yds	TD	Lg	No.	Yds	TD	Lg
BYU	24-41-1	319	3	27	9	2	0	15
South Alabama	21-30-0	270	2	30	2	4	0	4
at Miami	21-45-3	309	4	41	11	49	0	18
Southern Miss	23-35-1	368	2	53	7	63	1	28
at Illinois	0-0-0	0	0	0	0	0	0	0
Wisconsin	0-0-0	0	0	0	0	0	0	0
at Minnesota	0-0-0	0	0	0	0	0	0	0
Northwestern	0-0-0	0	0	0	0	0	0	0
at Purdue	0-0-0	0	0	0	0	0	0	0
Michigan State	0-0-0	0	0	0	0	0	0	0
at Rutgers	0-0-0	0	0	0	0	0	0	0
Iowa	0-0-0	0	0	0	0	0	0	0
Totals	89-151-5	1,266	11	53	29	118	1	28

CAREER SINGLE-GAME HIGHS

- Passing
- » Attempts – 51 vs. USC (2014 Holiday Bowl)
 - » Completions – 32 vs. USC (2014 Holiday Bowl)
 - » Yards – 381 vs. USC (2014 Holiday Bowl)
 - » Touchdowns – 4 at Iowa (2014), at Miami (2015)

- Rushing
- » Rushes – 20 at Wisconsin (2014)
 - » Yards – 131 vs. McNeese State (2014)
 - » Touchdowns – 1, nine times
 - » Long Rush – 42 yards vs. McNeese State (2014)
 - » Total Offense – 431 vs. Southern Miss (2015)

2015 SEASON NOTES

- » Against Southern Miss, Armstrong passed for 368 yards, giving him four career 300-yard passing games, all in the past five contests. He increased his season passing total to 1,266, making him just the second player in school history to reach 1,000 yards passing in just four games, joining Sam Keller who accomplished the feat in 2007.
- » Armstrong's 368 passing yards pushed his career total to 4,927 moving him ahead of Jerry Tagge (4,704) into fifth place on the Nebraska career passing list.
- » Threw two touchdowns against Southern Miss, his 10th straight game with at least one touchdown pass. The school record is 11 games by Zac Taylor (twice) and Joe Ganz (once).
- » Accounted for career-high 431 yards of total offense against Southern Miss (previous high was 422 in the 2014 Holiday Bowl) to increase his career total offense to 5,952 yards. He moved past Zac Taylor (5,777 yards) into third place.

2015 SINGLE-GAME HIGHS

- Passing
- » Attempts – 45 at Miami
 - » Completions – 24 vs. BYU
 - » Yards – 368 vs. Southern Miss
 - » Touchdowns – 4 at Miami

- Rushing
- » Rushes – 11 at Miami
 - » Yards – 63 vs. Southern Miss
 - » Touchdowns – 1 vs. Southern Miss
 - » Long Rush – 28 vs. Southern Miss
 - » Total Offense – 431 vs. Southern Miss



#5 DEDRICK YOUNG • Fr. • LB

PEORIA, ARIZ.
CENTENNIAL HS

CAREER STATS

Year	G/S	Tackles					Sacks	Fum.	C-R	BK	PBU	INT	Hry.
		UT	AT	TT	TFL	Sacks							
2015	3/3	8	7	15	0	0.0-0	0-0	0	0	1	0	0	0
Totals	3/3	8	7	15	0	0.0-0	0-0	0	0	1	0	0	0

CAREER HONORS

- » Nebraska Scholar-Athlete Honor Roll (Spring, 2015)

2015 SEASON NOTES

- » Joined Aaron Williams as just the fourth and fifth Nebraska true freshmen to start a season opener since World War II, joining Ralph Brown (1996), Terrence Nunn (2004) and Tyler Moore (2011). Young is also just the fourth true freshman linebacker to start any game since Nebraska changed to a 4-3 defense in 1993. Other true freshmen to start at linebacker include Josh Banderas (2013), Nate Gerry (2013) and Matt Holt (2008).

2015 SINGLE-GAME HIGHS

- » Tackles - 7 vs. BYU
- » Tackles for Loss – 0
- » Sacks – 0



#7 TAARIQ ALLEN • Sr. • WR

WESTON, MASS.
THE RIVERS SCHOOL

CAREER STATS

Year	G/S	No.	Yds.	Y/R	Y/G	Long	TDs
2011		Redshirt					
2012	8/0	2	11	5.5	1.4	8 at Northwestern	1
2013	10/0	3	22	7.3	2.2	8 vs. Michigan State	0
2014	13/0	8	73	9.1	6.1	34 at Iowa	1
2015	4/0	4	43	10.78	10.8	14 vs. South Alabama	1
Totals	35/0	17	149	8.8	4.3	34 at Iowa	3

CAREER HONORS

- » Academic All-Big Ten (2012, 2013)
- » Four-Time Nebraska Scholar-Athlete Honor Roll
- » Pat Clare Award (2013)

2015 SEASON NOTES

- » Caught his third career touchdown and first of 2015 against Southern Miss.

CAREER SINGLE-GAME HIGHS

- » Receptions – 3 vs. Michigan State (2013), vs. McNeese State, Michigan State (2014)
- » Receiving Yards – 34 at Iowa (2014)
- » Long Reception – 34 at Iowa (2014)
- » Touchdowns – 1 at Northwestern (2012); at Iowa (2014); vs. Southern Miss (2015)

2015 SINGLE-GAME HIGHS

- » Receptions - 2 vs. South Alabama
- » Receiving Yards – 21 vs. South Alabama
- » Touchdowns – 1 vs. Southern Miss



#7 MALIEK COLLINS • Jr. • DT

**KANSAS CITY, MO.
CENTER HS**

CAREER STATS

Year	G/S	(------Tackles-----)					Fum.			QB		
		UT	AT	TT	TFL	Sacks	C-R	BK	PBU	INT	Hry.	
2013	2/1	6	6	12	2-10	1.0-10	1-0	0	0	0	0	
2014	13/13	17	28	45	14-47	4.5-33	0-0	0	0	0	13	
2015	4/4	4	3	7	0	0.0-0	0-0	0	0	0	3	
Totals	19/18	27	37	64	16-57	5.5-43	1-0	0	0	0	16	

CAREER HONORS

- » Nebraska Team Captain (2015)
- » Athlon's Third-Team Preseason All-American (2015)
- » 2015 Preseason First-Team All-Big Ten (Athlon's, Sporting News)
- » 2015 Lombardi Award Watch List (1-of-175)
- » Second-Team All-Big Ten (Coaches, 2014)
- » Honorable-Mention All-Big Ten (Media, 2014)
- » Academic All-Big Ten (2014)
- » Nebraska Defensive Co-MVP (2014)
- » Nebraska Scholar-Athlete Honor Roll (Spring, 2015)
- » Brook Berringer Citizenship Team (2015)
- » Tom Osborne Citizenship Team (2015)

CAREER SINGLE-GAME HIGHS

- » Tackles – 7 twice
- » Tackles for Loss – 3 vs. Rutgers
- » Sacks – 1.0 five times

2015 SINGLE-GAME HIGHS

- » Tackles – 2 vs. South Alabama
- » Tackles for Loss – 0
- » Sacks – 0

2015 SEASON NOTES

»

2015 GAME-BY-GAME

Opponent	--Tackles--		-Sacks-		FF-FR-Yds	Int-Yds	QBH	PBU
	UT-AT-TT	TFL-Yds	No-Yds					
BYU	0-1-1	0-0	0.0-0	0.0-0	0-0-0	0-0	1	0
South Alabama	0-2-2	0-0	0.0-0	0.0-0	0-0-0	0-0	1	0
at Miami	4-0-4	0-0	0.0-0	0.0-0	0-0-0	0-0	0	0
Southern Miss	0-0-0	0-0	0.0-0	0.0-0	0-0-0	0-0	1	0
at Illinois	0-0-0	0-0	0.0-0	0.0-0	0-0-0	0-0	0	0
Wisconsin	0-0-0	0-0	0.0-0	0.0-0	0-0-0	0-0	0	0
at Minnesota	0-0-0	0-0	0.0-0	0.0-0	0-0-0	0-0	0	0
Northwestern	0-0-0	0-0	0.0-0	0.0-0	0-0-0	0-0	0	0
at Purdue	0-0-0	0-0	0.0-0	0.0-0	0-0-0	0-0	0	0
Michigan State	0-0-0	0-0	0.0-0	0.0-0	0-0-0	0-0	0	0
at Rutgers	0-0-0	0-0	0.0-0	0.0-0	0-0-0	0-0	0	0
Iowa	0-0-0	0-0	0.0-0	0.0-0	0-0-0	0-0	0	0
Totals	0-3-3	0-0	0.0-0	0.0-0	0-0-0	0-0	3	0



#8 STANLEY MORGAN JR. • Fr. • WR

**NEW ORLEANS, LA.
ST. AUGUSTINE HS**

CAREER STATS

Year	G/S	No.	Yds.	Y/R	Y/G	Long	TDs
2015	4/2	11	158	14.4	39.5	33 at Miami	1
Totals	4/2	11	158	14.4	39.5	33 at Miami	1

2015 SEASON NOTES

- » Made first career start against South Alabama.
- » Set career highs with four catches for 78 yards and one touchdown at Miami. His first career touchdown catch helped Nebraska tie the game at 33 with 33 seconds remaining in regulation.

2015 SINGLE-GAME HIGHS

- » Receptions - 4 at Miami
- » Receiving Yards – 78 at Miami
- » Touchdowns – 1 at Miami



#8 CHRIS JONES • So. • DB

**JACKSONVILLE, FLA.
SANDALWOOD HS**

CAREER STATS

Year	G/S	(------Tackles-----)					Fum.			QB		
		UT	AT	TT	TFL	Sacks	C-R	BK	PBU	INT	Hry.	
2014	12/0	5	2	7	0	0.0-0	0-1	0	0	0	0	
2015	4/0	7	2	9	1-5	1.0-5	0-0	0	0	0	0	
Totals	16/0	12	4	16	1-5	1.0-5	0-1	0	0	0	0	

CAREER HONORS

- » Nebraska Scholar-Athlete Honor Roll (Spring, 2015)

2015 SEASON NOTES

- » First career sack against Southern Miss on Sept. 26, 2015

CAREER SINGLE-GAME HIGHS

- » Tackles - 3, three times (all in 2015)
- » Tackles for Loss – 1 vs. Southern Miss (2015)
- » Pass Breakups – 0
- » Interceptions – 0

2015 SINGLE-GAME HIGHS

- » Tackles - 3, three times
- » Tackles for Loss – 1 vs. Southern Miss
- » Sacks – 1 vs. Southern Miss



#10 JOSHUA KALU • So. • CB

HOUSTON, TEXAS
ALIEF TAYLOR HS

CAREER STATS

Year	G/S	Tackles					Sacks	Fum.			INT	QB Hry.
		UT	AT	TT	TFL	C-R		BK	PBU			
2014	13/2	20	7	27	1-1	0.0-0	2-1	0	3	1	1	
2015	4/4	17	6	23	3-16	1.0-8	0-0	1	1	1	0	
Totals	17/6	37	13	50	4-17	1.0-8	2-1	1	4	2	1	

CAREER HONORS

- » Nebraska Scholar-Athlete Honor Roll (Spring, 2015)
- » Brook Berringer Citizenship Team (2015)
- » Tom Osborne Citizenship Team (2015)

2015 SEASON NOTES

- » First interception of the year at Miami

CAREER SINGLE-GAME HIGHS

- » Tackles – 9 vs. BYU (2015)
- » Tackles for Loss – 2 vs. BYU (2015)
- » Pass Breakups – 1, four times
- » Interceptions – 1 vs. Miami (2014), at Miami (2015)

2015 SINGLE-GAME HIGHS

- » Tackles - 9 vs. BYU
- » Tackles for Loss – 2 vs. BYU
- » Pass Breakups – 1 vs. BYU
- » Interceptions – 1 at Miami



#10 JAMAL TURNER • Sr. • WR

ARLINGTON, TEXAS
SAM HOUSTON HS

CAREER STATS

Year	G/S	No.	Yds.	Y/R	Y/G	Long	TDs
2011	12/0	15	243	16.2	20.2	43 vs. Fresno State	0
2012	14/4	32	417	13.0	29.8	36 vs. Southern Miss	3
2013	8/0	13	102	7.8	12.8	17 vs. Wyoming	1
2014*	2/2	4	37	9.2	18.5	17 vs. McNeese State	0
2015	4/0	2	21	10.5	10.5	16 vs. BYU	0
Totals	40/6	66	820	12.4	21.6	43 vs. Fresno State	4

*-Medical Redshirt

CAREER HONORS

- » Nebraska Scholar-Athlete Honor Roll (Fall, 2011)
- » Big 12 Commissioner's Spring Academic Honor Roll (2011)
- » Jet Award Watch List (2013)

2015 SEASON NOTES

»

CAREER SINGLE-GAME HIGHS

- » Receptions – 6 vs. Minnesota (2012)
- » Yards – 89 at Wisconsin (2011)
- » Touchdowns – 1 four times (most recently vs. Wyoming in 2013)

2015 SINGLE-GAME HIGHS

- » Receptions - 2 vs. BYU
- » Receiving Yards – 21 vs. BYU
- » Touchdowns – 0



#11 CETHAN CARTER • Jr. • TE

NEW ORLEANS, LA.
ARCHBISHOP RUMMEL HS

CAREER STATS

Year	G/S	No.	Yds.	Y/R	Y/G	Long	TDs
2013	13/6	10	127	12.7	9.8	26 vs. S. Dakota St.	0
2014	9/8	6	98	16.3	10.9	34 at Iowa	1
2015	2/2	2	6	3.0	3.0		0
Totals	24/16	18	231	12.8	9.6	34 at Iowa	1

CAREER HONORS

- » Honorable-Mention Big Ten All-Freshman Team (BTN, 2013)

2015 SEASON NOTES

»

CAREER SINGLE-GAME HIGHS

- » Receptions - 2 five times
- » Receiving Yards - 48 at Iowa (2014)
- » Touchdowns – 1 at Fresno State (2014)

2015 SINGLE-GAME HIGHS

- » Receptions - 1 at Miami, vs. Southern Miss
- » Receiving Yards – 7 at Miami
- » Touchdowns – 0



#12 LUKE GIFFORD • RFr. • LB

LINCOLN, NEB.
SOUTHEAST HS

CAREER STATS

Year	G/S	Tackles					Sacks	Fum.			INT	QB Hry.
		UT	AT	TT	TFL	C-R		BK	PBU			
2014		Redshirt										
2015	4/0	1	4	5	1-3	0.0-0	0-0	0	0	0	0	
Totals	4/0	1	4	5	1-3	0.0-0	0-0	0	0	0	0	

CAREER HONORS

- » Two-Time Nebraska Scholar-Athlete Honor Roll
- » Brook Berringer Citizenship Team (2015)
- » Tom Osborne Citizenship Team (2015)

2015 SEASON NOTES

»

2015 SINGLE-GAME HIGHS

- » Tackles - 4 vs. South Alabama
- » Tackles for Loss – 1 vs. South Alabama
- » Sacks – 0



#13 LANE HOVEY • Jr. • WR

ADEL, IOWA
ADEL-DESOTO-MINBURN HS

CAREER STATS

Year	G/S	No.	Yds.	Y/R	Y/G	Long	TDs
2012		Redshirt					
2013	2/0	0	0	0.0	0.0		0
2014	13/0	5	69	13.8	5.3	29 at Fresno State	0
2015	4/2	7	85	12.1	21.3	25 vs. South Alabama	0
Totals	19/2	12	154	12.8	8.1	29 at Fresno State	0

CAREER HONORS

- » Academic All-Big Ten (2014)
- » Six-Time Nebraska Scholar-Athlete Honor Roll
- » Brook Berringer Citizenship Team (2013, 2014, 2015)
- » Tom Osborne Citizenship Team (2014, 2015)

2015 SEASON NOTES

- » Made first career start in season opener against BYU.
- » Caught five passes for 68 yards against South Alabama, setting career highs in both categories. Hovey set his previous career highs in the first quarter alone, with three catches for 45 yards in the first quarter.

CAREER SINGLE-GAME HIGHS

- » Receptions - 5 vs. South Alabama (2015)
- » Receiving Yards - 68 vs. South Alabama (2015)
- » Touchdowns - 0

2015 SINGLE-GAME HIGHS

- » Receptions - 5 vs. South Alabama
- » Receiving Yards - 68 vs. South Alabama
- » Touchdowns - 0



#14 JONATHAN ROSE • Sr. • CB

LEEDS, ALA.
AUBURN/LEEDS HS

CAREER STATS

Year	G/S	(------Tackles-----)					Fum.				QB Hry.
		UT	AT	TT	TFL	Sacks	C-R	BK	PBU	INT	
2012		Redshirt									
2013	10/0	0	0	0	0-0	0.0-0	0-1	0	0	0	0
2014	13/0	13	5	18	0-0	0.0-0	0-0	0	1	0	0
2015	3/1	10	6	16	1-1	0.0-0	0-0	0	0	0	0
Totals	26/1	23	11	34	1-1	0.0-0	0-1	0	1	0	0

2015 SEASON NOTES

- » Made a career-high eight tackles against South Alabama.
- » First career start on Sept. 26 against Southern Miss

CAREER SINGLE-GAME HIGHS

- » Tackles - 8 vs. South Alabama (2015)
- » Tackles for Loss - 1 vs. South Alabama (2015)
- » Pass Breakups - 1 at Fresno State (2014)
- » Interceptions - 0

2015 SINGLE-GAME HIGHS

- » Tackles - 8 vs. South Alabama
- » Tackles for Loss - 1 vs. South Alabama
- » Pass Breakups - 0
- » Interceptions - 0



#15 DE'MORNAY PIERSON-EL • So. • WR/PR

ALEXANDRIA, VA.
WEST POTOMAC HS

CAREER STATS

Receiving							
Year	G/S	No.	Yds.	Y/R	Y/G	Long	TDs
2014	13/6	23	321	14.0	24.7	46 at Northwestern	4
2015	0/0	0	0	0.0	0.0		0
Totals	13/6	23	321	14.0	24.7	46 at Northwestern	4

Punt Returns							
Year	G/S	No.	Yds.	Y/R	Y/G	Long	TDs
2014	13/6	34	596	17.5	45.8	86 at Fresno State	3
2015	0/0	0	0	0.0	0.0		0
Totals	13/6	34	596	17.5	45.8	86 at Fresno State	3

CAREER HONORS

- » Preseason First-Team All-American (Phil Steele, Athlon's, Sporting News)
- » Preseason First-Team All-Big Ten (Phil Steele, Athlon's)
- » Second-Team All-American (USA Today, SI, FWAA, 2014)
- » Third-Team All-American (Athlon, 2014)
- » Freshman All-American (Scout, 247 Sports, USA Today, 2014)
- » 2014 Jet Award Punt Returner of the Year
- » Two-Time Big Ten Special Teams Player of the Week (Fresno State, Iowa)
- » Nebraska Freshman Record - Long Punt Return, Punt Return Yards & TDs
- » Nebraska Bowl Record for Receptions (8 vs. USC, 2014 Holiday Bowl)
- » Nebraska Special Teams MVP (2015)
- » Nebraska Scholar-Athlete Honor Roll (Fall, 2014)
- » Nebraska Student-Athlete HERO Leadership Award (2015)
- » Brook Berringer Citizenship Team (2015)
- » Tom Osborne Citizenship Team (2015)

2015 GAME-BY-GAME

Opponent	----- Receiving -----				----- Punt Returns -----			
	No.	Yds	TD	Lg	No.	Yds	TD	Lg
BYU					--Did Not Play--			
South Alabama at Miami					--Did Not Play--			
Southern Miss at Illinois	0	0	0	0	0	0	0	0
Wisconsin at Minnesota	0	0	0	0	0	0	0	0
Northwestern at Purdue	0	0	0	0	0	0	0	0
Michigan State at Rutgers	0	0	0	0	0	0	0	0
Iowa	0	0	0	0	0	0	0	0
Totals	0	0	0	0	0	0	0	0

CAREER SINGLE-GAME HIGHS

- » Receptions - 8 vs. USC (2014 Holiday Bowl)
- » Receiving Yards - 102 vs. USC (2014 Holiday Bowl)
- » Rushing Yards - 10 vs. Iowa
- » Touchdowns - 1 seven times (4 receiving; 3 punt returns)
- » Kickoff Return Yards - 36 vs. McNeese State
- » Punt Return Yards - 150 at Fresno State
- » All-Purpose Yards - 150 twice

2015 SINGLE-GAME HIGHS

- » Receptions - 0
- » Receiving Yards - 0
- » Rushing Yards - 0
- » Touchdowns - 0
- » Kickoff Return Yards - 0
- » Punt Return Yards - 0
- » All-Purpose Yards - 0

2015 SEASON NOTES

- » Foot injury during Fall Camp and has yet to play.



#15 MICHAEL ROSE-IVEY • Jr. • LB

KANSAS CITY, MO.
ROCKHURST HS

CAREER STATS

Year	G/S	Tackles				TFL	Sacks	Fum.			INT	QB Hry.
		UT	AT	TT	FF			C-R	BK	PBU		
2012		Redshirt										
2013	12/7	39	27	66	6-8	0.0-0	0-0	0	1	0	2	
2014		Injured--Did Not Play										
2015	2/2	5	9	14	2-3	0.0-0	0-0	0	1	0	1	
Totals	14/9	44	36	80	8-11	0.0-0	0-0	0	2	0	3	

CAREER HONORS

- » Big Ten All-Freshman Team (BTN, 2013)
- » Nebraska Freshman Tackle Record (66, 2013)
- » Academic All-Big Ten (2013)
- » Nebraska Scholar-Athlete Honor Roll (Fall, 2012)
- » Nebraska Student-Athlete HERO Leadership Award (2013)
- » Brook Berringer Citizenship Team (2013)

2015 SEASON NOTES

- » Had team-high 10 tackles against South Alabama, marking his third career double-figure tackle game.

2015 GAME-BY-GAME

Opponent	--Tackles--		-Sacks-		FF-FR-Yds	Int-Yds	QBH	PBU
	UT-AT-TT	TFL-Yds	No-Yds	FF-FR-Yds				
BYU			--Did Not Play--					
South Alabama	2-8-10	1-2	0.0-0	0-0-0	0-0	0-0	1	0
at Miami	3-1-4	1-1	0.0-0	0-0-0	0-0	0-0	0	1
Southern Miss			--Did Not Play--					
at Illinois	0-0-0	0-0	0.0-0	0-0-0	0-0	0-0	0	0
Wisconsin	0-0-0	0-0	0.0-0	0-0-0	0-0	0-0	0	0
at Minnesota	0-0-0	0-0	0.0-0	0-0-0	0-0	0-0	0	0
Northwestern	0-0-0	0-0	0.0-0	0-0-0	0-0	0-0	0	0
at Purdue	0-0-0	0-0	0.0-0	0-0-0	0-0	0-0	0	0
Michigan State	0-0-0	0-0	0.0-0	0-0-0	0-0	0-0	0	0
at Rutgers	0-0-0	0-0	0.0-0	0-0-0	0-0	0-0	0	0
Iowa	0-0-0	0-0	0.0-0	0-0-0	0-0	0-0	0	0
Totals	5-9-14	2-3	0.0-0	0-0-0	0-0	0-0	1	1

CAREER SINGLE-GAME HIGHS

- » Tackles – 17 vs. Iowa (2013)
- » Solo Tackles – 8 vs. Iowa (2013)
- » Tackles for Loss – 4 vs. Iowa (2013)
- » Sacks – 1.0 five times

2015 SINGLE-GAME HIGHS

- » Tackles – 10 vs. South Alabama
- » Tackles for Loss – 1 vs. South Alabama, at Miami
- » Sacks –



#17 RYKER FYFE • Jr. • QB

GRAND ISLAND, NEB.
GRAND ISLAND HS

CAREER STATS

Passing										
Year	G/S	Comp	Att	Int	Pct.	Yds.	Y/G	LP	TD	Eff.R.
2012		Redshirt								
2013	1/0	1-1-0	100.0	5	5.0	5	0	140.03		
2014	7/0	4-10-0	40.0	40	5.7	12	1	106.60		
2015	1/0	5-7-1	71.4	33	33.0	14	1	129.60		
Totals	9/0	10-18-1	55.6	78	8.7	14	2	117.51		

CAREER HONORS

- » Nebraska Scholar-Athlete Honor Roll (Fall, 2012)
- » Brook Berringer Citizenship Team (2013)
- » Nebraska Student-Athlete HERO Leadership Award (2013)

2015 SEASON NOTES

- » Was 5-for-7 for career-high 33 yards and one touchdown against South Alabama

Rushing

Year	G/S	Att.	Gain	Loss	Net	Y/A	Y/G	Long	TDs
2012		Redshirt							
2013	1/0	1	3	0	3	3.0	3.0	3 vs. S. Dakota St.	0
2014	7/0	7	52	5	47	6.7	6.7	15 vs. Fla. Atlantic	0
2015	1/0	0	0	0	0	0.0	0.0		0
Totals	9/0	8	55	5	50	6.3	5.6	15 vs. Fla. Atlantic	0

CAREER SINGLE-GAME HIGHS

- Passing**
- » Attempts – 7 vs. South Alabama (2015)
 - » Completions – 5 vs. South Alabama (2015)
 - » Yards – 33 vs. South Alabama (2015)
 - » Touchdowns – 1 at Fresno State (2014), vs. South Alabama (2015)

Rushing

- » Rushes – 4 vs. Florida Atlantic (2014)
- » Yards – 29 vs. Florida Atlantic (2014)

2015 SINGLE-GAME HIGHS

- Passing**
- » Attempts – 7 vs. South Alabama
 - » Completions – 5 vs. South Alabama
 - » Yards – 33 vs. South Alabama
 - » Touchdowns – 1 vs. South Alabama

Rushing

- » Rushes –
- » Yards –
- » Touchdowns –



#21 MIKALE WILBON • RFr. • IB

CHICAGO, ILL.
DE LA SALLE INSTITUTE

CAREER STATS

Year	G/S	Att.	Gain	Loss	Net	Y/A	Y/G	Long	TDs
2014		Redshirt							
2015	3/0	9	42	7	35	3.9	17.5	19 vs. South Alabama	0
Totals	3/0	9	42	7	35	3.9	17.5	19 vs. South Alabama	0

CAREER HONORS

- » 2014 Nebraska Offensive Scout Team MVP

2015 SEASON NOTES

- »

2015 SINGLE-GAME HIGHS

- » Rushes – 6 vs. BYU
- » Rushing Yards – 21 vs. South Alabama
- » Rushing Touchdowns – 0



#23 DANIEL DAVIE • Sr. • CB

BEATRICE, NEB.
BEATRICE HS

CAREER STATS

Year	G/S	Tackles				TFL	Sacks	Fum.			INT	QB Hry.
		UT	AT	TT	FF			C-R	BK	PBU		
2011		Redshirt										
2012	13/0	3	4	7	0-0	0.0-0	0-0	0	1	0	0	
2013	10/0	1	0	1	0-0	0.0-0	0-0	0	0	0	0	
2014	13/13	25	16	41	6-8	0.0-0	0-0	0	5	2	0	
2015	3/3	13	0	13	0-0	0.0-0	0-0	0	4	0	0	
Totals	39/16	42	20	62	6-8	0.0-0	0-0	0	10	2	0	

CAREER HONORS

- » Brook Berringer Citizenship Team (2015)
- » Tom Osborne Citizenship Team (2015)

2015 SEASON NOTES

»

CAREER SINGLE-GAME HIGHS

- » Tackles – 8 vs. Purdue (2014)
- » Tackles for Loss – 2 at Fresno State (2014)
- » Pass Breakups – 2 vs. Purdue (2014), vs. BYU (2015)
- » Interceptions – 2 vs. Illinois (2014)

2015 SINGLE-GAME HIGHS

- » Tackles – 6 vs. South Alabama
- » Tackles for Loss – 0
- » Pass Breakups – 2 vs. BYU
- » Interceptions – 0

2015 GAME-BY-GAME

Opponent	Tackles		TFL-Yds	Sacks	FF-FR-Yds	Int-Yds	QBH	PBU
	UT-AT	TT						
BYU	5-0	5	0-0	0.0-0	0-0-0	0-0	0	2
South Alabama	6-0	6	0-0	0.0-0	0-0-0	0-0	0	1
at Miami	2-0	2	0-0	0.0-0	0-0-0	0-0	0	1
Southern Miss	--Did Not Play--							
at Illinois	0-0	0	0-0	0.0-0	0-0-0	0-0	0	0
Wisconsin	0-0	0	0-0	0.0-0	0-0-0	0-0	0	0
at Minnesota	0-0	0	0-0	0.0-0	0-0-0	0-0	0	0
Northwestern	0-0	0	0-0	0.0-0	0-0-0	0-0	0	0
at Purdue	0-0	0	0-0	0.0-0	0-0-0	0-0	0	0
Michigan State	0-0	0	0-0	0.0-0	0-0-0	0-0	0	0
at Rutgers	0-0	0	0-0	0.0-0	0-0-0	0-0	0	0
Iowa	0-0	0	0-0	0.0-0	0-0-0	0-0	0	0
Totals	13-0-13	0-0	0.0-0	0-0-0	0-0-0	0-0	0	4



#24 AARON WILLIAMS • Fr. • S

ATLANTA, GA.
CARVER HS

CAREER STATS

Year	G/S	Tackles				TFL	Sacks	Fum.			INT	QB Hry.
		UT	AT	TT	FF			C-R	BK	PBU		
2015	4/1	5	3	8	0	0.0-0	0-0	0	0	0	0	
Totals	4/1	5	3	8	0	0.0-0	0-0	0	0	0	0	

CAREER HONORS

- » Nebraska Scholar-Athlete Honor Roll (Spring, 2015)

2015 SEASON NOTES

- » Joined Dedrick Young as just the fourth and fifth Nebraska true freshmen to start a season opener since World War II, joining Ralph Brown (1996), Terrence Nunn (2004) and Tyler Moore (2011).

2015 SINGLE-GAME HIGHS

- » Tackles - 6 vs. BYU
- » Tackles for Loss – 0
- » Pass Breakups – 0
- » Interceptions – 0



#25 NATE GERRY • Jr. • S

SIOUX FALLS, S.D.
WASHINGTON HS

CAREER STATS

Year	G/S	Tackles				TFL	Sacks	Fum.			INT	QB Hry.
		UT	AT	TT	FF			C-R	BK	PBU		
2013	13/3	18	14	32	2-3	0.0-0	0-0	0	0	0	1	
2014	13/13	49	39	88	7-9	0.5-2	2-1	0	4	5	3	
2015	4/4	16	5	21	1-1	0.0-0	0-0	0	2	2	0	
Totals	30/20	83	58	141	10-13	0.5-2	2-1	0	6	7	4	

CAREER HONORS

- » 2015 Team Captain
- » 2015 Lott Trophy Watch List
- » 2015 Preseason First-Team All-Big Ten (Lindy's)
- » Second-Team All-Big Ten (Media, 2014)
- » Honorable-Mention All-Big Ten (Coaches, 2014)
- » Big Ten Defensive Player of the Week (Iowa, 2014)
- » Nebraska Defensive Co-MVP (2014)
- » Honorable-Mention Big Ten All-Freshman Team (BTN, 2013)

2015 SEASON NOTES

- » Recorded a first-quarter interception against South Alabama for his seventh career interception. Pick was also his second of 2015. Seven interceptions have all occurred in the past 11 games, dating back to last season

CAREER SINGLE-GAME HIGHS

- » Tackles – 15 at Iowa (2014)
- » Tackles for Loss – 3 at Iowa (2014)
- » Pass Breakups – 2 vs. Minnesota (2014), at Miami (2015)
- » Interceptions – 1, seven times

2015 SINGLE-GAME HIGHS

- » Tackles – 9 at Miami
- » Tackles for Loss – 1 at Miami
- » Pass Breakups – 2 at Miami
- » Interceptions – 1 vs. BYU, vs. South Alabama

2015 GAME-BY-GAME

Opponent	Tackles		TFL-Yds	Sacks	FF-FR-Yds	Int-Yds	QBH	PBU
	UT-AT	TT						
BYU	4-2	6	0-0	0.0-0	0-0-0	1-43	0	0
South Alabama	3-0	3	0-0	0.0-0	0-0-0	1-21	0	0
at Miami	7-2	9	1-1	0.0-0	0-0-0	0-0	0	2
Southern Miss	2-1	3	0-0	0.0-0	0-0-0	0-0	0	0
at Illinois	0-0	0	0-0	0.0-0	0-0-0	0-0	0	0
Wisconsin	0-0	0	0-0	0.0-0	0-0-0	0-0	0	0
at Minnesota	0-0	0	0-0	0.0-0	0-0-0	0-0	0	0
Northwestern	0-0	0	0-0	0.0-0	0-0-0	0-0	0	0
at Purdue	0-0	0	0-0	0.0-0	0-0-0	0-0	0	0
Michigan State	0-0	0	0-0	0.0-0	0-0-0	0-0	0	0
at Rutgers	0-0	0	0-0	0.0-0	0-0-0	0-0	0	0
Iowa	0-0	0	0-0	0.0-0	0-0-0	0-0	0	0
Totals	16-5-21	1-1	0.0-0	0-0-0	0-0-0	2-64	0	2



#27 SAM FOLTZ • Jr. • P

GREELEY, NEB.
GRAND ISLAND HS

CAREER STATS

Year	G/S	No.	Yds.	Avg.	Long	TB	I20	Blk.
2012			Redshirt					
2013	13/13	71	2,954	41.6	64	7	22	0
2014	13/13	63	2,659	42.2	70	5	26	0
2015	3/3	12	506	42.2	67	0	2	0
Totals	29/29	146	5,919	40.5	70	12	50	0

CAREER HONORS

- » Honorable-Mention All-Big Ten (Coaches, 2014)
- » Big Ten Special Teams Player of the Week (vs. McNeese State, 2014)
- » Big Ten All-Freshman Team (BTN, 2013)
- » Three-Time Nebraska Scholar-Athlete Honor Roll

2015 SEASON NOTES

- » 67-yard punt against BYU in the first quarter was the second-longest of his career. Career long, 70 at Wisconsin, 2014.

CAREER SINGLE-GAME HIGHS

- » Long Punt – 70 at Wisconsin (2014)
- » Single-Game Average – 51.2 vs. McNeese State (2014)
- » Punts Downed Inside Opponent 20 – 5 at Northwestern (2014)

2015 SINGLE-GAME HIGHS

- » Long Punt – 67 vs. BYU
- » Single-Game Average – 46.0 vs. BYU
- » Punts Downed Inside Opponent 20 – 1 vs. BYU, vs. Miami

2015 GAME-BY-GAME

Opponent	No.	Yds	Avg	Lg	Blkd	TB	I20
BYU	4	184	46.0	67	0	0	1
South Alabama		--Did Not Play--					
at Miami	7	278	39.7	56	0	0	1
Southern Miss	1	44	44.0	44	0	0	0
at Illinois	0	0	0.0	0	0	0	0
Wisconsin	0	0	0.0	0	0	0	0
at Minnesota	0	0	0.0	0	0	0	0
Northwestern	0	0	0.0	0	0	0	0
at Purdue	0	0	0.0	0	0	0	0
Michigan State	0	0	0.0	0	0	0	0
at Rutgers	0	0	0.0	0	0	0	0
Iowa	0	0	0.0	0	0	0	0
Totals	0	0	0.0	0	0	0	0



#27 KIERON WILLIAMS • So. • S

SHREVEPORT, LA.
AIR FORCE PREP/C.E. BYRD HS

CAREER STATS

Year	G/S	(------Tackles-----)					Fum.				QB Hry.
		UT	AT	TT	TFL	Sacks	C-R	BK	PBU	INT	
2014	13/0	4	5	9	1-1	0.0-0	0-0	3	0	0	0
2015	3/0	0	2	2	0-0	0.0-0	0-0	0	0	0	0
Totals	16/0	4	7	11	1-1	0.0-0	0-0	3	0	0	0

CAREER HONORS

- » 2015 Brook Berringer Citizenship Team
- » 2015 Tom Osborne Citizenship Team

2015 SEASON NOTES

»

CAREER SINGLE-GAME HIGHS

- » Tackles – 2 vs. McNeese State, Purdue (2014)
- » Tackles for Loss – 1 vs. Illinois (2014)
- » Pass Breakups – 0
- » Interceptions – 0

2015 SINGLE-GAME HIGHS

- » Tackles - 1 vs. BYU, vs. South Alabama
- » Tackles for Loss – 0
- » Pass Breakups – 0
- » Interceptions – 0



#28 BYERSON COCKRELL • Sr. • S

COLUMBUS, MISS.
EAST MISSISSIPPI CC/COLUMBUS HS

CAREER STATS

Year	G/S	(------Tackles-----)					Fum.				QB Hry.
		UT	AT	TT	TFL	Sacks	C-R	BK	PBU	INT	
2014	13/6	18	11	29	1-5	0.0-0	2-1	0	7	1	1
2015	4/4	11	7	18	1-0	0.0-0	0-0	0	3	0	0
Totals	17/10	29	18	47	2-5	0.0-0	2-1	0	10	1	1

CAREER HONORS

- » 2015 Brook Berringer Citizenship Team
- » 2015 Tom Osborne Citizenship Team

2015 SEASON NOTES

»

CAREER SINGLE-GAME HIGHS

- » Tackles – 7 vs. Southern Miss (2015)
- » Tackles for Loss – 1 at Fresno State (2014); vs. Southern Miss
- » Pass Breakups – 2 vs. Purdue (2014), vs. South Alabama (2015)
- » Interceptions – 1 vs. Purdue (2014)

2015 SINGLE-GAME HIGHS

- » Tackles - 7 vs. Southern Miss
- » Tackles for Loss – 1 vs. Southern Miss
- » Pass Breakups – 2 vs. South Alabama
- » Interceptions – 0



#32 IMANI CROSS • Sr. • IB

**GAINESVILLE, GA.
NORTH HALL HS**

CAREER STATS

Year	G/S	Att.	Gain	Loss	Net	Y/A	Y/G	Long	TDs
2012	14/0	55	329	5	324	5.9	24.9	44 vs. Arkansas St.	7
2013	13/0	85	458	11	447	5.3	34.4	51 vs. Michigan St.	10
2014	12/0	75	397	13	384	5.1	32.0	62 at Fresno St.	5
2015	4/0	16	69	6	63	3.9	15.8	14 vs. BYU	1
Totals	43/0	231	1,253	35	1,218	5.3	28.3	62 at Fresno St.	23

CAREER HONORS

- » Academic All-Big Ten (2013)
- » Nebraska Scholar-Athlete Honor Roll (Fall, 2012)
- » Big Ten Freshman of the Week (vs. Idaho State, 2012)
- » Brook Berringer Citizenship Team (2013, 2014, 2015)
- » Tom Osborne Citizenship Team (2014, 2015)
- » Nebraska Student-Athlete HERO Leadership Award (2013)

2015 GAME BY GAME

Opponent	----- Rushing -----				----- Receiving -----			
	No.	Yds	TD	Lg	No.	Yds	TD	Lg
BYU	7	34	0	14	0	0	0	0
South Alabama	1	9	1	9	0	0	0	0
at Miami	4	11	0	8	0	0	0	0
Southern Miss	4	9	0	8	0	0	0	0
at Illinois	0	0	0	0	0	0	0	0
Wisconsin	0	0	0	0	0	0	0	0
at Minnesota	0	0	0	0	0	0	0	0
Northwestern	0	0	0	0	0	0	0	0
at Purdue	0	0	0	0	0	0	0	0
Michigan State	0	0	0	0	0	0	0	0
at Rutgers	0	0	0	0	0	0	0	0
Iowa	0	0	0	0	0	0	0	0
Totals	12	54	1	14	0	0	0	0

2015 SEASON NOTES

»

CAREER SINGLE-GAME HIGHS

- » Rushes – 20 vs. Purdue (2014)
- » Rushing Yards – 109 vs. Illinois (2014)
- » Rushing Touchdowns – 2 six times

2015 SINGLE-GAME HIGHS

- » Rushes – 7 vs. BYU
- » Rushing Yards – 34 vs. BYU
- » Rushing Touchdowns – 1 vs. South Alabama



#34 DREW BROWN • So. • PK

**SOUTHLAKE, TEXAS
SOUTHLAKE CARROLL HS**

CAREER STATS

Year	G/S	PAT	FG	Pct.	TP	PPG	0-19	20-29	30-39	40-49	50+	Lg
2014	13/13	59/59	14/21	66.7	101	7.8	1-1	4-5	7-8	2-6	0-1	44
2015	4/4	15/15	8/12	66.7	39	9.8	0-0	4-5	0-0	3-5	1-2	50
Totals	17/17	74/74	22/33	66.7	140	8.2	1-1	8-10	7-8	5-11	1-3	50

2015 GAME-BY-GAME

Opponent	XP-ATT	FG-ATT	Lg	Blk	Pts
BYU	4-4	0-2	0	0	4
South Alabama	6-6	2-2	42	0	12
at Miami	2-2	1-1	49	0	5
Southern Miss	3-3	5-7	50	1	18
at Illinois	0-0	0-0	0	0	0
Wisconsin	0-0	0-0	0	0	0
at Minnesota	0-0	0-0	0	0	0
Northwestern	0-0	0-0	0	0	0
at Purdue	0-0	0-0	0	0	0
Michigan State	0-0	0-0	0	0	0
at Rutgers	0-0	0-0	0	0	0
Iowa	0-0	0-0	0	0	0
Totals	15-15	8-12	50	1	39

CAREER HONORS

- » Nebraska Scholar-Athlete Honor Roll (Fall, 2014)
- » Brook Berringer Citizenship Team (2015)
- » Tom Osborne Citizenship Team (2015)

CAREER SINGLE-GAME HIGHS

- » FGs – 5 vs. Southern Miss (2015)
- » Long FG – 50 vs. Southern Miss (2015)
- » PATs – 7 at Fresno State (2014)

2015 SEASON NOTES

- » Connected on five field goals in the first half against Southern Miss, tying an NCAA record for most field goals in a half. Nebraska's Dale Klein (1985 at Missouri) and New Mexico State's Dat Ly (1988 at Kansas) also kicked five field goals in a half. Brown was 5-for-7 on the day and his seven attempts tied Klein's school record for attempts (7-for-7 at Missouri, 1985)
- » Brown's 50-yard field goal to end the first half against Southern Miss was a career long, bettering his 49-yard field goal at Miami.

2015 SINGLE-GAME HIGHS

- » FGs – 5 vs. Southern Miss (2015)
- » Long FG – 50 vs. Southern Miss (2015)
- » PATs – 6 vs. South Alabama



#34 TERRELL NEWBY • Jr. • IB

**LOS ANGELES, CALIF.
CHAMINADE HS**

CAREER STATS

Year	G/S	Att.	Gain	Loss	Net	Y/A	Y/G	Long	TDs
2013	13/0	54	302	4	298	5.5	24.8	23 at Purdue	2
2014	13/0	67	302	5	297	4.4	22.8	43 vs. Florida Atlantic	5
2015	4/4	70	408	9	399	5.7	99.8	32 vs. South Alabama	3
Totals	30/4	201	1,012	18	994	5.0	33.7	43 vs. Florida Atlantic	10

CAREER HONORS

- » Big Ten Player of the Week (vs. South Alabama, 2015)
- » Brook Berringer Citizenship Team (2015)
- » Tom Osborne Citizenship Team (2015)

2015 GAME BY GAME

Opponent	----- Rushing -----				----- Receiving -----			
	No.	Yds	TD	Lg	No.	Yds	TD	Lg
BYU	10	43	1	14	0	0	0	0
South Alabama	28	198	2	32	2	38	1	30
at Miami	14	82	0	23	4	16	0	7
Southern Miss	18	76	0	17	1	4	0	4
at Illinois	0	0	0	0	0	0	0	0
Wisconsin	0	0	0	0	0	0	0	0
at Minnesota	0	0	0	0	0	0	0	0
Northwestern	0	0	0	0	0	0	0	0
at Purdue	0	0	0	0	0	0	0	0
Michigan State	0	0	0	0	0	0	0	0
at Rutgers	0	0	0	0	0	0	0	0
Iowa	0	0	0	0	0	0	0	0
Totals	70	399	0	32	7	58	1	30

2015 SEASON NOTES

- » Set career highs with 28 carries for 198 yards and two TDs against South Alabama. Set his career highs before halftime with 17 carries for 118 yards and two touchdowns. Also caught an eight-yard touchdown pass in the first quarter and his three overall touchdowns were a career high.

CAREER SINGLE-GAME HIGHS

- » Rushes – 28 vs. South Alabama (2015)
- » Rushing Yards – 198 vs. South Alabama (2015)
- » Rushing Touchdowns – 2 vs. Florida Atlantic (2014), vs. South Dakota State (2013), vs. South Alabama (2015)

2015 SINGLE-GAME HIGHS

- » Rushes – 28 vs. South Alabama
- » Rushing Yards – 198 vs. South Alabama
- » Rushing Touchdowns – 2 vs. South Alabama



#35 ANDY JANOVICH • Sr. • FB

GRETNA, NEB.
GRETNA HS

CAREER STATS

Year	G/S	Att.	Gain	Loss	Net	Y/A	Y/G	Long	TDs
2012	11/2	3	6	0	6	2.0	0.5	3 vs. Idaho State	0
2013	13/0	0	0	0	0	0.0	0.0		0
2014	13/2	0	0	0	0	0.0	0.0		0
2015	4/2	5	68	0	68	13.6	17.0		0
Totals	41/6	8	74	0	74	9.3	1.8		0

CAREER HONORS

» Nebraska Scholar-Athlete Honor Roll (Spring, 2013)

2015 SEASON NOTES

» Set career longs with a 28-yard rush in the third quarter against Southern Miss and a 53-yard reception in the second quarter. Also had a 25-yard run in the second quarter, and finished the day with five rushes for 68 yards. Entered the game with six career rushing yards and 29 career receiving yards.
 » The 28 and 25-yard runs were the longest by a Nebraska fullback since a 48-yard run by Steve Kriewald at Oklahoma in 2004.
 » The 53-yard reception is the longest by a Nebraska fullback since at least 1979.

CAREER SINGLE-GAME HIGHS

» Rushes - 5 vs. Southern Miss (2015)
 » Rushing Yards – 68 vs. Southern Miss (2015)
 » Rushing Touchdowns – 0

2015 SINGLE-GAME HIGHS

» Rushes - 5 vs. Southern Miss
 » Rushing Yards – 68 vs. Southern Miss
 » Rushing Touchdowns – 0



#42 TREY FOSTER • Jr. • TE

LINCOLN, NEB.
SOUTHEAST HS

CAREER STATS

Year	G/S	No.	Yds.	Y/R	Y/G	Long	TDs
2012							
2013	2/0	0	0	0.0	0.0		0
2014	13/0	5	69	13.8	5.3	29 at Fresno State	0
2015	3/0	1	9	9.0	3.0	9 vs. BYU	1
Totals	18/0	6	78	13.0	4.3	29 at Fresno State	1

CAREER HONORS

» Academic All-Big Ten (2014)
 » Six-Time Nebraska Scholar-Athlete Honor Roll
 » Brook Berringer Citizenship Team (2013, 2014, 2015)
 » Tom Osborne Citizenship Team (2014, 2015)

2015 SEASON NOTES

» First career TD on 9-yard catch against BYU

CAREER SINGLE-GAME HIGHS

» Receptions - 3 at Fresno State (2014)
 » Receiving Yards - 28 at Fresno State (2014)
 » Touchdowns – 1 vs. BYU (2015)

2015 SINGLE-GAME HIGHS

» Receptions - 1 vs. BYU
 » Receiving Yards – 9 vs. BYU
 » Touchdowns – 1 vs. BYU



#49 CHRIS WEBER • So. • LB

ELKHORN, NEB.
ELKHORN HS

CAREER STATS

Year	G/S	Tackles				Fum.			QB		
		UT	AT	TT	TFL	Sacks	C-R	BK	PBU	INT	Hry.
2013											
2014	13/0	3	3	6	0-0	0.0-0	0-0	0	0	0	0
2015	3/2	7	11	18	2-2	0.0-0	0-1	0	1	0	1
Totals	16/2	10	14	24	2-2	0.0-0	0-1	0	1	0	1

CAREER HONORS

» Academic All-Big Ten (2014)
 » Four-Time Nebraska Scholar-Athlete Honor Roll
 » Brook Berringer Citizenship Team (2014, 2015)
 » Tom Osborne Citizenship Team (2014, 2015)

2015 SEASON NOTES

» Made his first career start against South Alabama. Made a career-high six tackles, also recovered a fumble in the second half.
 » Had a team-high 12 tackles against Southern Miss. Entered the game with 12 career tackles in 15 games.

CAREER SINGLE-GAME HIGHS

» Tackles - 12 vs. Southern Miss (2015)
 » Tackles for Loss – 2 vs. Southern Miss (2015)
 » Sacks – 0

2015 SINGLE-GAME HIGHS

» Tackles - 12 vs. Southern Miss
 » Tackles for Loss – 2 vs. Southern Miss
 » Sacks – 0



#52 JOSH BANDERAS • Jr. • LB

LINCOLN, NEB.
SOUTHWEST HS

CAREER STATS

Year	G/S	(-----Tackles-----)					Fum.			QB	
		UT	AT	TT	TFL	Sacks	C-R	BK	PBU	INT	Hry.
2013	13/4	12	16	28	3-9	2.0-8	0-0	0	1	0	1
2014	12/6	19	31	50	2-5	0.0-0	0-0	0	0	0	1
2015	2/2	5	3	8	2-6	0.0-0	0-0	0	0	0	1
Totals	27/12	36	50	86	7-20	2.0-8	0-0	0	1	0	3

CAREER HONORS

- » Academic All-Big Ten (2014)
- » True Freshman All-American (247 Sports, 2013)
- » Honorable-Mention Big Ten All Freshman Team (BTN, 2013)
- » Three-Time Nebraska Scholar-Athlete Honor Roll
- » Brook Berringer Citizenship Team (2014)
- » Tom Osborne Citizenship Team (2014)

2015 GAME-BY-GAME

Opponent	--Tackles--		-Sacks-		FF-FR-Yds	Int-Yds	QBH	PBU
	UT-AT-TT	TFL-Yds	No-Yds					
BYU	3-3-6	2-6	0.0-0		0-0-0	0-0	1	0
South Alabama			--Did Not Play--					
at Miami	2-0-2	0-0	0.0-0		0-0-0	0-0	0	0
Southern Miss			--Did Not Play--					
at Illinois	0-0-0	0-0	0.0-0		0-0-0	0-0	0	0
Wisconsin	0-0-0	0-0	0.0-0		0-0-0	0-0	0	0
at Minnesota	0-0-0	0-0	0.0-0		0-0-0	0-0	0	0
Northwestern	0-0-0	0-0	0.0-0		0-0-0	0-0	0	0
at Purdue	0-0-0	0-0	0.0-0		0-0-0	0-0	0	0
Michigan State	0-0-0	0-0	0.0-0		0-0-0	0-0	0	0
at Rutgers	0-0-0	0-0	0.0-0		0-0-0	0-0	0	0
Iowa	0-0-0	0-0	0.0-0		0-0-0	0-0	0	0
Totals	5-3-8	2-6	0.0-0		0-0-0	0-0	1	0

2015 SEASON NOTES

»

CAREER SINGLE-GAME HIGHS

- » Tackles – 14 vs. USC (2014 Holiday Bowl)
- » Tackles for Loss – 2 vs. UCLA (2013), vs. BYU (2015)
- » Sacks – 1.0 twice

2015 SINGLE-GAME HIGHS

- » Tackles – 6 vs. BYU
- » Tackles for Loss – 2 vs. BYU
- » Sacks – 0



#55 KEVIN MAURICE • Jr. • DT

ORLANDO, FLA.
FREEDOM HS

CAREER STATS

Year	G/S	(-----Tackles-----)					Fum.			QB	
		UT	AT	TT	TFL	Sacks	C-R	BK	PBU	INT	Hry.
2013	6/0	1	2	3	0-0	0.0-0	0-0	0	0	0	0
2014	10/0	2	6	8	1-5	0.5-5	0-0	0	0	0	1
2015	4/0	3	1	4	1-11	1.0-11	1-0	0	0	0	1
Totals	20/0	6	9	15	2-16	1.5-16	1-0	0	0	0	2

CAREER HONORS

- » Nebraska Scholar-Athlete Honor Roll (Fall, 2013; Spring 2015)
- » Brook Berringer Citizenship Team (2014, 2015)
- » Tom Osborne Citizenship Team (2014, 2015)

2015 SEASON NOTES

- » Forced a fumble with a sack against South Alabama

CAREER SINGLE-GAME HIGHS

- » Tackles - 2 vs. Florida Atlantic (2014), at Miami (2015)
- » Tackles for Loss – 1, twice
- » Sacks – 1 vs. South Alabama

2015 SINGLE-GAME HIGHS

- » Tackles - 2 at Miami
- » Tackles for Loss – 1 vs. South Alabama
- » Sacks – 1.0 vs. South Alabama



#65 RYNE REEVES • Sr. • C

CRETE, NEB.
CRETE HS

CAREER STATS

- » Games Played - 29 (4 in 2012; 10 in 2013; 11 in 2014; 4 in 2015)
- » Games Started - 5 (1 in 2014; 4 in 2015)

CAREER HONORS

- » Academic All-Big Ten (2012, 2013, 2014)
- » Five-Time Nebraska Scholar-Athlete Honor Roll

2015 SEASON NOTES

»



#66 DYLAN UTTER • Jr. • OG

PAPILLION, NEB.
PAPILLION-LA VISTA HS

CAREER STATS

- » Games Played - 10 (6 in 2014; 4 in 2015)
- » Games Started - 5 (1 in 2014; 4 in 2015)

CAREER HONORS

- » Two-Time Nebraska Scholar-Athlete Honor Roll

2015 SEASON NOTES

»



#68 NICK GATES • RFr. • OT

LAS VEGAS, NEV.
BISHOP GORMAN HS

CAREER STATS

- » Games Played - 4 (4 in 2015)
- » Games Started - 4 (4 in 2015)

2015 SEASON NOTES

- » Played in first career game and started against BYU in season opener

**#70 CHONGO KONDOLO • Sr. • OG**CARROLLTON, TEXAS
FRESNO CITY COLLEGE/CREEKVIEW HS**CAREER STATS**

- » Games Played - 17 (13 in 2014; 4 in 2015)
- » Games Started - 4 (4 in 2015)

CAREER HONORS

- » Brook Berringer Citizenship Team (2014, 2015)
- » Tom Osborne Citizenship Team (2014, 2015)

2015 SEASON NOTES

- » Made first career start in season opener against BYU

**#71 ALEX LEWIS • Sr. • OT**TEMPE, ARIZ.
COLORADO/MOUNTAIN POINTE HS**CAREER STATS**

- » Games Played - 17 (13 in 2014; 4 in 2015)
- » Games Started - 17 (13 in 2014; 4 in 2015)

CAREER HONORS

- » 2015 Team Captain
- » Brook Berringer Citizenship Team (2014, 2015)
- » Tom Osborne Citizenship Team (2014, 2015)

2015 SEASON NOTES

»

**#82 ALONZO MOORE • Jr. • WR**WINNFIELD, LA.
WINNFIELD SENIOR HS**CAREER STATS**

Year	G/S	No.	Yds.	Y/R	Y/G	Long	TDs	
2012		Redshirt						
2013	10/2	6	75	12.5	7.5	19 vs. S. Dakota St.	0	
2014	11/7	10	136	13.6	12.4	43 at Michigan State	0	
2015	4/1	11	124	11.3	31.0	27 vs. Southern Miss	3	
Totals	25/10	27	335	12.4	13.4	43 at Michigan State	3	

CAREER HONORS

- » Nebraska Scholar-Athlete Honor Roll (Fall, 2012)

2015 SEASON NOTES

- » Caught first career TD pass in season opener against BYU
- » Caught career-high five passes against South Alabama for 39 yards and a TD

CAREER SINGLE-GAME HIGHS

- » Receptions - 5 vs. South Alabama (2015)
- » Receiving Yards - 48 vs. BYU (2015)
- » Touchdowns - 1, three times

2015 SINGLE-GAME HIGHS

- » Receptions - 5 vs. South Alabama
- » Receiving Yards - 48 vs. BYU
- » Touchdowns - 1 vs. BYU, vs. South Alabama, Miami

**#84 SAM COTTON • Jr. • TE**LINCOLN, NEB.
SOUTHEAST HS**CAREER STATS**

Year	G/S	No.	Yds.	Y/R	Y/G	Long	TDs	
2012		Redshirt						
2013	10/1	3	22	7.3	2.2	17 vs. Illinois	1	
2014	13/4	3	41	13.7	3.2	23 vs. Rutgers	2	
2015	4/1	2	21	10.5	5.3	13 vs. Southern Miss	0	
Totals	27/6	8	84	10.5	3.1	23 vs. Rutgers	3	

CAREER HONORS

- » Academic All-Big Ten (2013, 2014)
- » Four-Time Nebraska Scholar-Athlete Honor Roll
- » Brook Berringer Citizenship Team (2014)
- » Tom Osborne Citizenship Team (2014)

2015 SEASON NOTES

»

CAREER SINGLE-GAME HIGHS

- » Receptions - 1, eight times
- » Receiving Yards - 23 vs. Rutgers (2014)
- » Touchdowns - 1, three times

2015 SINGLE-GAME HIGHS

- » Receptions - 1 at Miami, vs. Southern Miss
- » Receiving Yards - 13 vs. Southern Miss
- » Touchdowns - 0

**#87 BRANDON REILLY • Jr. • WR**LINCOLN, NEB.
SOUTHWEST HS**CAREER STATS**

Year	G/S	No.	Yds.	Y/R	Y/G	Long	TDs	
2012		Redshirt						
2013	10/0	3	24	8.0	2.4	10 at Penn State	0	
2014	7/1	6	85	14.2	12.1	35 at Iowa	0	
2015	4/3	17	336	19.8	84.0	49 vs. Southern Miss	1	
Totals	21/4	26	445	17.1	21.2	49 vs. Southern Miss	1	

CAREER HONORS

- » Academic All-Big Ten (2013, 2014)
- » Six-Time Nebraska Scholar-Athlete Honor Roll

2015 SEASON NOTES

- » Caught a career-high five passes for a then-career-high 70 yards in season opener against BYU.
- » Tied a career high with five receptions for a then-career-high 71 yards against South Alabama.
- » Had four receptions for a then-career-high 83 yards and his first career touchdown at Miami. Added a 41-yard catch in the fourth quarter to setup NU's game-tying touchdown.
- » Had a career-long 49-yard reception in the second quarter against Southern Miss, bettering his 41-yard reception at Miami. Caught three passes for a career-high 112 yards.

CAREER SINGLE-GAME HIGHS

- » Receptions - 5, twice
- » Receiving Yards - 112 vs. Southern Miss (2015)
- » Touchdowns - 1 at Miami

2015 SINGLE-GAME HIGHS

- » Receptions - 5 vs. BYU, vs. South Alabama
- » Receiving Yards - 112 vs. Southern Miss
- » Touchdowns - 1 at Miami



#88 ROSS DZURIS • Jr. • DE

PLATTSMOUTH, NEB.
PLATTSMOUTH HS

CAREER STATS

Year	G/S	Tackles				TFL	Sacks	Fum.			INT	QB Hry.
		UT	AT	TT				C-R	BK	PBU		
2012		Redshirt										
2013		Did Not Play										
2014		Did Not Play										
2015	4/0	2	2	4	2-1	0.0-0	0-0	0	0	0	0	3
Totals	4/0	2	2	4	2-1	0.0-0	0-0	0	0	0	0	3

CAREER HONORS

» Two-Time Nebraska Scholar-Athlete Honor Roll

2015 SEASON NOTES

»

2015 SINGLE-GAME HIGHS

» Tackles - 2 vs. Southern Miss
» Tackles for Loss - 1 at Miami, vs. Southern Miss
» Sacks - 0



#90 GREG MCMULLEN • Jr. • DE

AKRON, OHIO
HOBAN HS

CAREER STATS

Year	G/S	Tackles				TFL	Sacks	Fum.			INT	QB Hry.
		UT	AT	TT				C-R	BK	PBU		
2012		Redshirt										
2013	11/0	9	7	16	4-15	1.0-10	1-0	0	0	0	0	3
2014	13/13	20	27	47	9-42	4.0-31	0-0	0	4	0	0	10
2015	4/4	7	5	12	1-7	1.0-7	1-0	0	0	0	0	1
Totals	28/17	36	39	75	14-64	6.0-48	2-0	0	4	0	0	14

CAREER HONORS

» Academic All-Big Ten (2013)
» Four-Time Nebraska Scholar-Athlete Honor Roll
» Brook Berringer Citizenship Team (2015)
» Tom Osborne Citizenship Team (2015)

2015 SEASON NOTES

» Caused a fumble against Southern Miss

CAREER SINGLE-GAME HIGHS

» Tackles - 9 vs. McNeese State (2014)
» Tackles for Loss - 2 three times
» Sacks - 1.0, six times

2015 SINGLE-GAME HIGHS

» Tackles - 4 vs. Southern Miss
» Tackles for Loss - 1 vs. BYU
» Sacks - 1.0 vs. BYU

2015 GAME-BY-GAME

Opponent	Tackles		TFL-Yds	Sacks	FF-FR-Yds	Int-Yds	QBH	PBU
	UT-AT-TT							
BYU	1-1-2		1-7	1.0-7	0-0-0	0-0	0	0
South Alabama	1-2-3		0-0	0.0-0	0-0-0	0-0	0	0
at Miami	3-0-3		0-0	0.0-0	0-0-0	0-0	0	0
Southern Miss	2-2-4		0-0	0.0-0	1-0-0	0-0	1	0
at Illinois	0-0-0		0-0	0.0-0	0-0-0	0-0	0	0
Wisconsin	0-0-0		0-0	0.0-0	0-0-0	0-0	0	0
at Minnesota	0-0-0		0-0	0.0-0	0-0-0	0-0	0	0
Northwestern	0-0-0		0-0	0.0-0	0-0-0	0-0	0	0
at Purdue	0-0-0		0-0	0.0-0	0-0-0	0-0	0	0
Michigan State	0-0-0		0-0	0.0-0	0-0-0	0-0	0	0
at Rutgers	0-0-0		0-0	0.0-0	0-0-0	0-0	0	0
Iowa	0-0-0		0-0	0.0-0	0-0-0	0-0	0	0
Totals	7-5-12		1-7	1.0-7	1-0-0	0-0	1	0



#91 FREEDOM AKINMOLADUN • RFr. • DE

GRANDVIEW, MO.
GRANDVIEW HS

CAREER STATS

Year	G/S	Tackles				TFL	Sacks	Fum.			INT	QB Hry.
		UT	AT	TT				C-R	BK	PBU		
2014		Redshirt										
2015	4/3	9	5	14	6-41	4.0-32	0-0	0	0	0	0	3
Totals	4/3	9	5	14	6-41	4.0-32	0-0	0	0	0	0	3

CAREER HONORS

» Two-Time Nebraska Scholar-Athlete Honor Roll
» Nebraska Student-Athlete HERO Leadership Award (2015)
» Brook Berringer Citizenship Team (2015)
» Tom Osborne Citizenship Team (2015)

2015 SEASON NOTES

» First career sack in Husker debut against BYU in season opener
» Made first career start against South Alabama
» Had a 12-yard sack at Miami, his second career sack
» Recorded his team-leading third and fourth sacks of the season with a nine-yard sack in the second quarter and an eight-yard sack on the final play of the game. Has at least one tackle for loss in all four games this season

2015 SINGLE-GAME HIGHS

» Tackles - 6 at Miami
» Tackles for Loss - 2 vs. South Alabama, vs. Southern Miss
» Sacks - 2.0 vs. Southern Miss

2015 GAME-BY-GAME

Opponent	Tackles		TFL-Yds	Sacks	FF-FR-Yds	Int-Yds	QBH	PBU
	UT-AT-TT							
BYU	1-1-2		1-3	1.0-3	0-0-0	0-0	1	0
South Alabama	1-1-2		2-9	0.0-0	0-0-0	0-0	2	0
at Miami	5-1-6		1-12	1.0-12	0-0-0	0-0	0	0
Southern Miss	2-2-4		2-17	2.0-17	0-0-0	0-0	0	0
at Illinois	0-0-0		0-0	0.0-0	0-0-0	0-0	0	0
Wisconsin	0-0-0		0-0	0.0-0	0-0-0	0-0	0	0
at Minnesota	0-0-0		0-0	0.0-0	0-0-0	0-0	0	0
Northwestern	0-0-0		0-0	0.0-0	0-0-0	0-0	0	0
at Purdue	0-0-0		0-0	0.0-0	0-0-0	0-0	0	0
Michigan State	0-0-0		0-0	0.0-0	0-0-0	0-0	0	0
at Rutgers	0-0-0		0-0	0.0-0	0-0-0	0-0	0	0
Iowa	0-0-0		0-0	0.0-0	0-0-0	0-0	0	0
Totals	9-5-14		6-41	4.0-32	0-0-0	0-0	3	0



#92 KEVIN WILLIAMS • Sr. • DT

HOLLAND, OHIO
SPRINGFIELD HS

CAREER STATS

Year	G/S	Tackles				TFL	Sacks	Fum.			INT	QB Hry.
		UT	AT	TT				C-R	BK	PBU		
2011		Redshirt										
2012	5/0	1	3	4	1-1	0.0-0	0-0	0	0	0	1	
2013		Injured										
2014	10/2	5	14	19	8-34	3.0-28	0-0	0	0	0	2	
2015	4/2	0	1	1	1-2	0.0-0	0-1	0	0	0	0	
Totals	19/4	6	18	24	10-37	3.0-28	0-1	0	0	0	3	

CAREER HONORS

- » Academic All-Big Ten (2013)
- » Four-Time Nebraska Scholar-Athlete Honor Roll
- » Brook Berringer Citizenship Team (2015)
- » Tom Osborne Citizenship Team (2015)

2015 SEASON NOTES

»

CAREER SINGLE-GAME HIGHS

- » Tackles - 6 at Iowa (2014)
- » Tackles for Loss - 3 at Northwestern (2014)
- » Sacks - 2.5 at Northwestern (2014)

2015 SINGLE-GAME HIGHS

- » Tackles - 1 vs. BYU
- » Tackles for Loss - 1 vs. BYU
- » Sacks - 0



#95 JACK GANGWISH • Sr. • DE

WOOD RIVER, NEB.
WOOD RIVER HS

CAREER STATS

Year	G/S	Tackles				TFL	Sacks	Fum.			INT	QB Hry.
		UT	AT	TT				C-R	BK	PBU		
2011		Redshirt										
2012		Did Not Play										
2013		Did Not Play										
2014	12/3	7	12	19	4-9	0.5-6	0-0	0	1	0	1	
2015	1/1	1	1	2	2-2	1.0-1	0-0	0	0	0	1	
Totals	13/4	8	13	21	6-11	1.5-7	0-0	0	1	0	2	

CAREER HONORS

- » Nebraska Team Captain (2015)
- » Nebraska Lifter of the Year (2014)
- » Nebraska Scholar-Athlete Honor Roll (Spring, 2014)

2015 SEASON NOTES

»

CAREER SINGLE-GAME HIGHS

- » Tackles - 9 vs. McNeese State (2014)
- » Tackles for Loss - 2, four times
- » Sacks - 1.0, six times

2015 GAME-BY-GAME

Opponent	--Tackles--		-Sacks-		FF-FR-Yds	Int-Yds	QBH	PBU
	UT-AT-TT	TFL-Yds	No-Yds					
BYU	1-1-2	2-2	1.0-1		0-0-0	0-0	1	0
South Alabama at Miami			--Did Not Play--					
Southern Miss at Illinois			--Did Not Play--					
Wisconsin at Minnesota			--Did Not Play--					
Northwestern at Purdue	0-0-0	0-0	0.0-0	0-0-0	0-0-0	0-0	0	0
Michigan State at Rutgers	0-0-0	0-0	0.0-0	0-0-0	0-0-0	0-0	0	0
Iowa	0-0-0	0-0	0.0-0	0-0-0	0-0-0	0-0	0	0
Totals	1-1-2	2-2	1.0-1	0-0-0	0-0	1	0	0

2015 SINGLE-GAME HIGHS

- » Tackles - 2 vs. BYU
- » Tackles for Loss - 2 vs. BYU
- » Sacks - 1.0 vs. BYU



#98 VINCENT VALENTINE • Jr. • DT

EDWARDSVILLE, ILL.
HIAWATHA HS

CAREER STATS

Year	G/S	Tackles				TFL	Sacks	Fum.			INT	QB Hry.
		UT	AT	TT				C-R	BK	PBU		
2012		Redshirt										
2013	13/6	12	9	21	5-14	1.0-8	0-0	0	0	0	0	
2014	13/11	20	25	45	7-28	3.0-22	1-0	0	2	0	2	
2015	2/2	0	1	1	0-0	0.0-0	0-0	0	0	0	0	
Totals	28/19	32	35	67	12-42	4.0-30	1-0	0	2	0	2	

CAREER HONORS

- » Honorable-Mention Big Ten All-Freshman Team (BTN, 2013)
- » Nebraska Scholar-Athlete Honor Roll (Spring, 2013)

2015 SEASON NOTES

»

CAREER SINGLE-GAME HIGHS

- » Tackles - 6 vs. Miami, at Iowa, vs. USC (2014)
- » Tackles for Loss - 3 at Fresno State (2014)
- » Sacks - 2.0 at Fresno State (2014)

2015 GAME-BY-GAME

Opponent	--Tackles--		-Sacks-		FF-FR-Yds	Int-Yds	QBH	PBU
	UT-AT-TT	TFL-Yds	No-Yds					
BYU	0-1-1	0-0	0.0-0	0-0-0	0-0-0	0-0	0	0
South Alabama at Miami			--Did Not Play--					
Southern Miss at Illinois			--Did Not Play--					
Wisconsin at Minnesota			--Did Not Play--					
Northwestern at Purdue	0-0-0	0-0	0.0-0	0-0-0	0-0-0	0-0	0	0
Michigan State at Rutgers	0-0-0	0-0	0.0-0	0-0-0	0-0-0	0-0	0	0
Iowa	0-0-0	0-0	0.0-0	0-0-0	0-0-0	0-0	0	0
Totals	0-1-1	0-0	0.0-0	0-0-0	0-0-0	0-0	0	0

2015 SINGLE-GAME HIGHS

- » Tackles - 1 vs. BYU
- » Tackles for Loss - 0
- » Sacks - 0

2015 Nebraska Schedule and Results

DATE	OPPONENT	RESULT	SCORE	RECORD	CONFERENCE	TIME	ATTEND
Sept. 5	BYU	L	28-33	0-1	0-0	3:42	89,959
Sept. 12	South Alabama	W	48-9	1-1	0-0	3:22	89,922
Sept. 19	at Miami	L	33-36 (OT)	1-2	0-0	4:13	53,580
Sept. 26	Southern Miss	W	36-28	2-2	0-0	3:40	89,899

* Big Ten conference game

Team Statistics

TEAM STATISTICS	NU	OPP
SCORING	145	106
Points Per Game	36.2	26.5
Points Off Turnovers	27	23
FIRST DOWNS	105	82
Rushing	41	13
Passing	58	61
Penalty	6	8
RUSHING YARDAGE	779	294
Yards gained rushing	870	418
Yards lost rushing	91	124
Rushing Attempts	145	106
Average Per Rush	5.4	2.8
Average Per Game	194.8	73.5
TDs Rushing	5	5
PASSING YARDAGE	1299	1518
Comp-Att-Int	94-159-6	105-175-3
Average Per Pass	8.2	8.7
Average Per Catch	13.8	14.5
Average Per Game	324.8	379.5
TDs Passing	12	7
TOTAL OFFENSE	2078	1812
Total Plays	304	281
Average Per Play	6.8	6.4
Average Per Game	519.5	453.0
KICK RETURNS: #-Yards	7-121	13-235
PUNT RETURNS: #-Yards	4-55	5-56
INT RETURNS: #-Yards	3-64	6-77
KICK RETURN AVERAGE	17.3	18.1
PUNT RETURN AVERAGE	13.8	11.2
INT RETURN AVERAGE	21.3	12.8
FUMBLES-LOST	3-2	6-3
PENALTIES-Yards	43-366	33-291
Average Per Game	91.5	72.8
PUNTS-Yards	17-691	19-830
Average Per Punt	40.6	43.7
Net punt average	36.2	37.6
KICKOFFS-Yards	27-1657	21-1257
Average Per Kick	61.4	59.9
Net kick average	39.7	39.8
TIME OF POSSESSION/Game	33:02	26:59
3RD-DOWN Conversions	21/51	17/58
3rd-Down Pct	41%	29%
4TH-DOWN Conversions	2/2	3/9
4th-Down Pct	100%	33%
SACKS BY-Yards	10-70	6-59
MISC YARDS	0	0
TOUCHDOWNS SCORED	17	12
FIELD GOALS-ATTEMPTS	8-12	8-10
ON-SIDE KICKS	0-0	1-1
RED-ZONE SCORES	(19-21) 90%	(16-21) 76%
RED-ZONE TOUCHDOWNS	(14-21) 67%	(8-21) 38%
PAT-ATTEMPTS	(15-15) 100%	(10-10) 100%
ATTENDANCE	269680	53580
Games/Avg Per Game	3/89893	1/53580
Neutral Site Games		0/0

SCORE BY QUARTERS	1ST	2ND	3RD	4TH	OT	TOTAL
Nebraska	38	25	35	47	0	145
Opponents	24	20	20	39	3	106

2015 Nebraska Individual Statistics

RUSHING	GP-GS	ATT	GAIN	LOSS	NET	AVG	TD	LONG	AVG/G
Newby, Terrell	4-4	70	408	9	399	5.7	3	32	99.8
Armstrong Jr., Tommy	4-4	29	182	64	118	4.1	1	28	29.5
Janovich, Andy	4-2	5	68	0	68	13.6	0	28	17.0
Cross, Imani	4-0	16	69	6	63	3.9	1	14	15.8
Moore, Alonzo	4-1	5	52	3	49	9.8	0	19	12.2
Reilly, Brandon	4-3	6	42	0	42	7.0	0	11	10.5
Wilbon, Mikale	3-0	9	42	7	35	3.9	0	19	11.7
Ozigbo, Devine	4-0	2	4	0	4	2.0	0	2	1.0
Turner, Jamal	4-0	3	3	2	1	0.3	0	3	0.2
Total	4	145	870	91	779	5.4	5	32	194.8
Opponents	4	106	418	124	294	2.8	5	41	73.5

PASSING	G-S	EFFIC	CMP-ATT-INT	PCT	YDS	TD	LNG	AVG/G
Armstrong Jr., Tommy	4-4	146.78	89-151-5	58.9	1266	11	53	316.5
Fyfe, Ryker	1-0	129.60	5-7-1	71.4	33	1	14	33.0
Turner, Jamal	4-0	0.00	0-1-0	0.0	0	0	0	0.0
Total	4	145.10	94-159-6	59.1	1299	12	53	324.8
Opponents	4	142.64	105-175-3	60.0	1518	7	55	379.5

RECEIVING	G-GS	NO.	YDS	AVG	TD	LONG	AVG/G
Westerkamp, Jordan	4-2	26	351	13.5	4	31	87.8
Reilly, Brandon	4-3	17	336	19.8	1	49	84.0
Morgan Jr., Stanley	4-2	11	158	14.4	1	33	39.5
Moore, Alonzo	4-1	11	124	11.3	3	22	31.0
Hovey, Lane	4-2	7	85	12.1	0	25	21.2
Newby, Terrell	4-4	7	58	8.3	1	30	14.5
Allen, Taariq	4-0	4	43	10.8	1	14	10.8
Wilbon, Mikale	3-0	2	28	14.0	0	14	9.3
Cotton, Sam	4-1	2	21	10.5	0	13	5.2
Turner, Jamal	4-0	2	21	10.5	0	16	5.2
Carter, Cethan	2-2	2	6	3.0	0	7	3.0
Janovich, Andy	4-2	1	53	53.0	0	53	13.2
Foster, Trey	2-0	1	9	9.0	1	9	4.5
McNitt, Luke	2-0	1	6	6.0	0	6	3.0
Total	4	94	1299	13.8	12	53	324.8
Opponents	4	105	1518	14.5	7	55	379.5

PUNT RETURNS	NO.	YDS	AVG	TD	LONG
Westerkamp, Jordan	3	50	16.7	0	24
Morgan Jr., Stanley	1	5	5.0	0	5
Total	4	55	13.8	0	24
Opponents	5	56	11.2	0	16

INTERCEPTIONS	NO.	YDS	AVG	TD	LONG
Gerry, Nate	2	64	32.0	0	43
Kalu, Joshua	1	0	0.0	0	0
Total	3	64	21.3	0	43
Opponents	6	77	12.8	0	47

KICK RETURNS	NO.	YDS	AVG	TD	LONG
Morgan Jr., Stanley	3	71	23.7	0	27
Newby, Terrell	3	50	16.7	0	19
Westerkamp, Jordan	1	0	0.0	0	0
Total	7	121	17.3	0	27
Opponents	13	235	18.1	0	31

FUMBLE RETURNS	NO.	YDS	AVG	TD	LONG
Williams, Kevin	1	1	1.0	0	1
Total	1	1	1.0	0	1
Opponents	0	0	0.0	0	0

FIELD GOALS	FGM-FGA	PCT	01-19	20-29	30-39	40-49	50-99	LG	BLK
Brown, Drew	8-12	66.7	0-0	4-5	0-0	3-5	1-2	50	1
Totals	8-12	66.7	0-0	4-5	0-0	3-5	1-2	50	1
Opponents	8-10	80.0	0-0	4-4	2-3	2-3	0-0	41	0

FG SEQUENCE	NEBRASKA	OPPONENTS
BYU	40,41	(41),(35)
South Alabama	(42),(25)	(36)
Miami (FL)	(49)	(23),(27),(41),(28),(28)
Southern Miss	(29),(27),(40),(22),(50),51,29	33,44

Numbers in parentheses indicate field goal was made.

PUNTING	NO.	YDS	AVG	LONG	TB	FC	I20	50+	BLKD
Foltz, Sam	12	506	42.2	67	0	1	2	3	0
Broekemeier, Tyson	5	185	37.0	48	1	2	2	0	0
Total	17	691	40.6	67	1	3	4	3	0
Opponents	19	830	43.7	77	3	5	5	6	0

KICKOFFS	NO.	YDS	AVG	TB	OB	RETN	NET	YDLN
Brown, Drew	26	1592	61.2	14	0			
Lindsay, Spencer	1	65	65.0	0	0			
Total	27	1657	61.4	14	0	235	39.7	25
Opponents	21	1257	59.9	12	1	121	39.8	25



N 2015 NEBRASKA FOOTBALL GAME NOTES

SCORING	TD	FGS	----- PATS -----			PASS	DXP	SAF	PTS
			KICK	RUSH	RCV				
Brown, Drew	0	8-12	15-15	0-0	0	0-0	0	0	39
Westerkamp, Jordan	4	0-0	0-0	0-0	1	0-0	0	0	26
Newby, Terrell	4	0-0	0-0	0-0	0	0-0	0	0	24
Moore, Alonzo	3	0-0	0-0	0-0	0	0-0	0	0	18
Armstrong Jr., Tommy	1	0-0	0-0	0-0	0	2-2	0	0	6
Morgan Jr., Stanley	1	0-0	0-0	0-0	0	0-0	0	0	6
Reilly, Brandon	1	0-0	0-0	0-0	0	0-0	0	0	6
Cross, Imani	1	0-0	0-0	0-0	0	0-0	0	0	6
Allen, Taariq	1	0-0	0-0	0-0	0	0-0	0	0	6
Foster, Trey	1	0-0	0-0	0-0	0	0-0	0	0	6
Carter, Cethan	0	0-0	0-0	0-0	1	0-0	0	0	2
Total	17	8-12	15-15	0-0	2	2-2	0	0	145
Opponents	12	8-10	10-10	0-1	0	0-0	0	0	106

ALL PURPOSE	G	RUSH	REC	PR	KOR	IR	TOT	AVG/G
Newby, Terrell	4	399	58	0	50	0	507	126.8
Westerkamp, Jordan	4	0	351	50	0	0	401	100.2
Reilly, Brandon	4	42	336	0	0	0	378	94.5
Morgan Jr., Stanley	4	0	158	5	71	0	234	58.5
Moore, Alonzo	4	49	124	0	0	0	173	43.2
Janovich, Andy	4	68	53	0	0	0	121	30.2
Armstrong Jr., Tommy	4	118	0	0	0	0	118	29.5
Hovey, Lane	4	0	85	0	0	0	85	21.2
Gerry, Nate	4	0	0	0	0	64	64	16.0
Cross, Imani	4	63	0	0	0	0	63	15.8
Wilbon, Mikale	3	35	28	0	0	0	63	21.0
Allen, Taariq	4	0	43	0	0	0	43	10.8
Turner, Jamal	4	1	21	0	0	0	22	5.5
Cotton, Sam	4	0	21	0	0	0	21	5.2
Foster, Trey	2	0	9	0	0	0	9	4.5
Carter, Cethan	2	0	6	0	0	0	6	3.0
McNitt, Luke	2	0	6	0	0	0	6	3.0
Ozigbo, Devine	4	4	0	0	0	0	4	1.0
Total	4	779	1299	55	121	64	2318	579.5
Opponents	4	294	1518	56	235	77	2180	545.0

TOTAL OFFENSE	G	PLAYS	RUSH	PASS	TOTAL	AVG/G
Armstrong Jr., Tommy	4	180	118	1266	1384	346.0
Newby, Terrell	4	70	399	0	399	99.8
Janovich, Andy	4	5	68	0	68	17.0
Cross, Imani	4	16	63	0	63	15.8
Moore, Alonzo	4	5	49	0	49	12.2
Reilly, Brandon	4	6	42	0	42	10.5
Wilbon, Mikale	3	9	35	0	35	11.7
Fyfe, Ryker	1	7	0	33	33	33.0
Ozigbo, Devine	4	2	4	0	4	1.0
Turner, Jamal	4	4	1	0	1	0.2
Total	4	304	779	1299	2078	519.5
Opponents	4	281	294	1518	1812	453.0



Defensive Statistics

NAME	GP-GS	-----TACKLES-----			TFL-YDS	-SACKS-	---PASS DEF---		QBH	---FUMBLES---		BLKD	
		SOLO	AST	TOTAL			INT-YDS	BRUP		RCV-YDS	FF	KICK	SAF
Kalu, Joshua	4-4	17	6	23	3-16	1-0-8	1-0	1	
Gerry, Nate	4-4	16	5	21	1-1	.	2-64	2	
Weber, Chris	3-2	7	11	18	2-2	.	.	1	1	1-0	.	.	
Cockrell, Byerson	4-4	11	7	18	1-0	.	.	3	
Rose, Jonathan	3-1	10	6	16	1-1	
Young, Dedrick	3-3	7	8	15	.	.	.	2	
Rose-Ivey, Michael	2-2	5	9	14	2-3	.	.	1	1	.	.	.	
Akinmoladun, Freedom	4-3	9	5	14	6-41	4-0-32	.	.	3	.	.	.	
Davie, Daniel	3-3	13	.	13	.	.	.	4	
McMullen, Greg	4-4	7	5	12	1-7	1-0-7	.	.	1	.	1	.	
Jones, Chris	4-0	7	2	9	1-5	1-0-5	
Banderas, Josh	2-2	4	4	8	2-6	.	.	.	1	.	.	.	
Williams, Aaron	4-1	5	3	8	
Collins, Maliek	4-4	4	3	7	3	.	.	.	
Newby, Marcus	2-2	3	2	5	1-2	.	.	.	2	.	.	.	
Gifford, Luke	4-0	1	4	5	1-3	
Maurice, Kevin	4-0	3	1	4	1-11	1-0-11	.	.	1	.	1	.	
Dzuris, Ross	4-0	2	2	4	2-1	.	.	.	3	.	.	.	
Nabity, Graham	4-0	2	1	3	
Williams, Kevin	4-2	.	3	3	1-2	1-1	.	.	
Janovich, Andy	4-2	3	.	3	
Gangwish, Jack	1-1	1	1	2	2-2	1-0-1	.	.	1	.	.	.	
Williams, Kieron	3-0	.	2	2	
Ferguson, Tyrin	4-0	1	1	2	
Joseph, Boaz	3-0	.	2	2	
Reilly, Brandon	4-3	.	1	1	
Brown, Drew	4-0	1	.	1	
Natter, A.J.	1-0	1	.	1	
Price, Givens	1-0	.	1	1	
Taylor, Adam	4-0	1	.	1	
Reed, Antonio	4-0	.	1	1	
Armstrong Jr., Tommy	4-4	.	1	1	
Stoltenberg, Mick	2-0	1	.	1	1-6	1-0-6	
Valentine, Vincent	2-2	.	1	1	
Simpson, Brad	4-0	1	.	1	
Ober, Jordan	4-0	1-0	.	.	
Total	4-0	143	98	241	29-109	10-70	3-64	14	17	3-1	2	.	
Opponents	4-0	-	-	-	-	6-59	6-77	13	7	2-0	2	1	

SPECIAL TEAMS TACKLES	S-A/TOT	BYU	USA	MIAMI	USM	ILL	WIS	MINN	NW	PUR	MSU	RUT	IOWA	B1G	BOWL
Jones, Chris	2-1/3	-	1-1/2	-	1-0/1
Nabity, Graham	2-1/3	1-0/1	-	0-1/1	1-0/1
Joseph, Boaz	0-2/2	0-1/1	0-1/1	-	-
Reed, Anthony	0-1/1	0-1/1	-	-	-
Rose, Jonathan	0-1/1	-	0-1/1	-	-
Ferguson, Tyrin	1-1/2	-	1-0/1	0-1/1	-
Williams, Kieron	0-1/1	-	0-1/1	-	-
Janovich, Andy	3-0/3	-	-	3-0/3	-
Brown, Drew	1-0/1	-	-	1-0/1	-
Taylor, Adam	1-0/1	-	-	-	1-0/1
Simpson, Brad	1-0/1	-	-	-	1-0/1

Individual Game By Game

RUSHING	NO-YDS/TD	BYU	USA	MIAMI	USM	ILL	WIS	MINN	NW	PUR	MSU	RUT	IOWA	B1G	BOWL
Newby, Terrell RB	70-399/3	10-43/1	28-198/2	14-82/0	18-76/0										
Armstrong Jr., Tommy QB	29-118/1	9-2/0	2-4/0	11-49/0	7-63/1										
Janovich, Andy FB	5-68/0	-	-	-	5-68/0										
Cross, Imani RB	16-63/1	7-34/0	1-9/1	4-11/0	4-9/0										
Moore, Alonzo WR	5-49/0	2-24/0	1-19/0	1--3/0	1-9/0										
Reilly, Brandon WR	6-42/0	1-11/0	1-5/0	2-14/0	2-12/0										
Wilbon, Mikale RB	9-35/0	6-14/0	3-21/0	-	DNP										
Ozigbo, Devine RB	2-4/0	-	1-2/0	-	1-2/0										
Turner, Jamal WR	3-1/0	2--2/0	-	-	1-3/0										

RECEIVING	NO-YDS/TD	BYU	USA	MIAMI	USM	ILL	WIS	MINN	NW	PUR	MSU	RUT	IOWA	B1G	BOWL
Westerkamp, Jordan WR	26-351/4	7-107/1	3-31/1	5-95/1	11-118/1										
Reilly, Brandon WR	17-336/1	5-70/0	5-71/0	4-83/1	3-112/0										
Morgan Jr., Stanley WR	11-158/1	2-19/0	3-29/0	4-78/1	2-32/0										
Moore, Alonzo WR	11-124/3	3-48/1	5-39/1	1-10/1	2-27/0										
Hovey, Lane WR	7-85/0	2-17/0	5-68/0	-	-										
Newby, Terrell RB	7-58/1	-	2-38/1	4-16/0	1-4/0										
Janovich, Andy FB	1-53/0	-	-	-	1-53/0										
Allen, Taariq WR	4-43/1	-	2-21/0	1-12/0	1-10/1										
Wilbon, Mikale RB	2-28/0	2-28/0	-	-	DNP										
Turner, Jamal WR	2-21/0	2-21/0	-	-	-										
Cotton, Sam TE	2-21/0	-	-	1-8/0	1-13/0										
Foster, Trey TE	1-9/1	1-9/1	-	DNP	DNP										
Carter, Cethan TE	2-6/0	DNP	DNP	1-7/0	1--1/0										
McNitt, Luke TE	1-6/0	-	1-6/0	DNP	DNP										

PASSING										
Armstrong Jr., Tommy	Att	Comp	Int	Pct	Yards	TD	Long	Sack	Yds	Effic.
BYU	41	24	1	58.5	319	3	27	3	24	143.2
South Alabama	30	21	0	70.0	270	2	30	0	0	167.6
Miami	45	21	3	46.7	309	4	41	2	23	120.3
Southern Miss	35	23	1	65.7	368	2	53	1	12	167.2
TOTALS	151	89	5	58.9	1266	11	53	6	59	146.8

Fyfe, Ryker	Att	Comp	Int	Pct	Yards	TD	Long	Sack	Yds	Effic
South Alabama	7	5	1	71.4	33	1	14	0	0	129.6
TOTALS	7	5	1	71.4	33	1	14	0	0	129.6

Turner, Jamal	Att	Comp	Int	Pct	Yards	TD	Long	Sack	Yds	Effic
South Alabama	1	0	0	0.0	0	0	0	0	0	0.0
TOTALS	1	0	0	0.0	0	0	0	0	0	0.0

PUNT RETURNS	NO-YDS	BYU	USA	MIAMI	USM	ILL	WIS	MINN	NW	PUR	MSU	RUT	IOWA	B1G	BOWL
Westerkamp, Jordan	3-50	-	-	2-33	1-17										
Morgan Jr., Stanley	1-5	1-5	-	-	-										

KICK RETURNS	NO-YDS	BYU	USA	MIAMI	USM	ILL	WIS	MINN	NW	PUR	MSU	RUT	IOWA	B1G	BOWL
Morgan Jr., Stanley	3-71	-	-	3-71	-										
Newby, Terrell	3-50	1-19	-	-	2-31										
Westerkamp, Jordan	1-0	-	-	-	1-0										

Defense Game By Game

TOTAL TACKLES	UA-A	TOT	BYU	USA	MIAMI	USM	ILL	WIS	MINN	NW	PUR	MSU	RUT	IOWA	BIG	BOWL
Kalu, Joshua DB	17-6	23	8-1	1-4	3-1	5-0										
Gerry, Nate DB	16-5	21	4-2	3-0	7-2	2-1										
Weber, Chris LB	7-11	18	DNP	2-4	-	5-7										
Cockrell, Byerson DB	11-7	18	4-1	2-1	1-2	4-3										
Rose, Jonathan DB	10-6	16	DNP	4-4	3-1	3-1										
Young, Dedrick LB	7-8	15	3-4	DNP	3-2	1-2										
Akinmoladun, Freedom DE	9-5	14	1-1	1-1	5-1	2-2										
Rose-Ivey, Michael LB	5-9	14	DNP	2-8	3-1	DNP										
Davie, Daniel DB	13-0	13	5-0	6-0	2-0	DNP										
McMullen, Greg DE	7-5	12	1-1	1-2	3-0	2-2										
Jones, Chris DB	7-2	9	-	2-1	2-1	3-0										
Banderas, Josh LB	4-4	8	3-3	DNP	1-1	DNP										
Williams, Aaron DB	5-3	8	4-2	1-1	-	-										
Collins, Maliek DT	4-3	7	0-1	0-2	4-0	-										
Newby, Marcus LB	3-2	5	DNP	1-0	DNP	2-2										
Gifford, Luke LB	1-4	5	0-1	1-3	-	-										
Maurice, Kevin DT	3-1	4	-	1-0	2-0	0-1										
Dzuris, Ross DE	2-2	4	-	1-0	0-1	1-1										
Williams, Kevin DT	0-3	3	0-2	-	0-1	-										
Janovich, Andy FB	3-0	3	-	-	3-0	-										
Nabity, Graham IB	2-1	3	1-0	-	0-1	1-0										
Ferguson, Tyrin LB	1-1	2	-	1-0	0-1	-										
Williams, Kieron DB	0-2	2	0-1	0-1	-	DNP										
Joseph, Boaz DB	0-2	2	0-1	0-1	-	DNP										
Gangwish, Jack DE	1-1	2	1-1	DNP	DNP	DNP										
Armstrong Jr., Tommy QB	0-1	1	-	-	-	0-1										
Reed, Antonio DB	0-1	1	0-1	-	-	-										
Reilly, Brandon WR	0-1	1	-	-	-	0-1										
Valentine, Vincent DT	0-1	1	0-1	-	DNP	DNP										
Taylor, Adam IB	1-0	1	-	-	-	1-0										
Stoltenberg, Mick DL	1-0	1	DNP	1-0	DNP	-										
Natter, A.J. DE	1-0	1	DNP	1-0	DNP	DNP										
Brown, Drew PK	1-0	1	-	-	1-0	-										
Price, Givens DT	0-1	1	DNP	0-1	DNP	DNP										
Simpson, Brad LB	1-0	1	-	-	-	1-0										



Defense Game By Game

TACKLES FOR LOSS	UA-A	TOT	BYU	USA	MIAMI	USM	ILL	WIS	MINN	NW	PUR	MSU	RUT	IOWA	B1G	BOWL
Akinmoladun, Freedom DE	5-1	6	1-3	2-9	1-12	2-17										
Kalu, Joshua DB	3-0	3	2-8	-	-	1-8										
Weber, Chris LB	0-2	2	DNP	-	-	2-2										
Rose-Ivey, Michael LB	2-0	2	DNP	1-2	1-1	DNP										
Dzuris, Ross DE	0-2	2	-	-	1-1	1-0										
Gangwish, Jack DE	1-1	2	2-2	DNP	DNP	DNP										
Banderas, Josh LB	2-0	2	2-6	DNP	-	DNP										
Newby, Marcus LB	1-0	1	DNP	1-2	DNP	-										
Cockrell, Byerson DB	0-1	1	-	-	-	1-0										
Jones, Chris DB	1-0	1	-	-	-	1-5										
Rose, Jonathan DB	1-0	1	DNP	1-1	-	-										
Gifford, Luke LB	0-1	1	-	1-3	-	-										
Gerry, Nate DB	0-1	1	-	-	1-1	-										
Stoltenberg, Mick DL	1-0	1	DNP	1-6	DNP	-										
McMullen, Greg DE	1-0	1	1-7	-	-	-										
Williams, Kevin DT	0-1	1	1-2	-	-	-										
Maurice, Kevin DT	1-0	1	-	1-11	-	-										

SACKS	UA-A	TOT	BYU	USA	MIAMI	USM	ILL	WIS	MINN	NW	PUR	MSU	RUT	IOWA	B1G	BOWL
Akinmoladun, Freedom DE	4-0	4.0	1.0-3	-	1.0-12	2.0-17										
Stoltenberg, Mick DL	1-0	1.0	DNP	1.0-6	DNP	-										
McMullen, Greg DE	1-0	1.0	1.0-7	-	-	-										
Jones, Chris DB	1-0	1.0	-	-	-	1.0-5										
Maurice, Kevin DT	1-0	1.0	-	1.0-11	-	-										
Gangwish, Jack DE	1-0	1.0	1.0-1	DNP	DNP	DNP										
Kalu, Joshua DB	1-0	1.0	-	-	-	1.0-8										

INT RETURNS	NO-YDS	BYU	USA	MIAMI	USM	ILL	WIS	MINN	NW	PUR	MSU	RUT	IOWA	B1G	BOWL
Gerry, Nate	2-64	1-43	1-21	-	-										
Kalu, Joshua	1-0	-	-	1-0	-										

FUMBLES RECOVERED	NO	BYU	USA	MIAMI	USM	ILL	WIS	MINN	NW	PUR	MSU	RUT	IOWA	B1G	BOWL
Ober, Jordan	1	-	1	-	-										
Weber, Chris	1	DNP	1	-	-										
Williams, Kevin	1	-	-	-	1										

FORCED FUMBLES	NO	BYU	USA	MIAMI	USM	ILL	WIS	MINN	NW	PUR	MSU	RUT	IOWA	B1G	BOWL
Maurice, Kevin	1	-	1	-	-										
McMullen, Greg	1	-	-	-	1										

FUMBLE RETURNS	NO-YDS	BYU	USA	MIAMI	USM	ILL	WIS	MINN	NW	PUR	MSU	RUT	IOWA	B1G	BOWL
Williams, Kevin	1-1	-	-	-	1-1										

Nebraska Team Game By Game

DATE	OPPONENT	--RUSHING--				--RECEIVING--				-----PASSING-----				--KICK RET--				--PUNT RET--				TOTAL OFF.		
		NO.	YDS	TD	LG	NO.	YDS	TD	LG	CMP	ATT	INT	YDS	TD	LG	NO	YDS	TD	LG	NO	YDS		TD	LG
Sept. 5, 2015	BYU	37	126	1	15	24	319	3	27	24	41	1	319	3	27	1	19	0	19	1	5	0	5	445
Sept. 12, 2015	South Alabama	37	258	3	32	26	303	3	30	26	38	1	303	3	30	0	0	0	0	0	0	0	0	561
Sept. 19, 2015	at Miami	32	153	0	23	21	309	4	41	21	45	3	309	4	41	3	71	0	27	2	33	0	24	462
Sept. 26, 2015	Southern Miss	39	242	1	28	23	368	2	53	23	35	1	368	2	53	3	31	0	18	1	17	0	17	610
	Totals	145	779	5	32	94	1299	12	53	94	159	6	1299	12	53	7	121	0	27	4	55	0	24	2078
	Opponent	106	294	5	41	105	1518	7	55	105	175	3	1518	7	55	13	235	0	31	5	56	0	16	1812

DATE	OPPONENT	-----TACKLES-----				-SACKS-		-FUMBLE-		INT-YDS	QBH	BRK	PASS KICK	-KICKS-----XPTS-									
		SOLO	AST	TOTAL	TFL-YDS	NO-YDS	FF	FR-YDS	ATT-MAD					RUN	RCV	SAF	PTS						
Sept. 5, 2015	BYU	36	22	58	8.0-28	3.0-11	0	0-0	1-43	4	4	0	4-4	0	0	0	0	0	0	0	0	0	28
Sept. 12, 2015	South Alabama	32	34	66	7.0-34	2.0-17	1	2-0	1-21	7	3	0	6-6	0	0	0	0	0	0	0	0	0	48
Sept. 19, 2015	at Miami	44	14	58	3.0-15	1.0-12	0	0-0	1-0	0	5	0	2-2	0	2	0	2	0	0	0	0	0	33
Sept. 26, 2015	Southern Miss	33	24	57	6.0-32	4.0-30	1	1-1	0-0	6	2	0	3-3	0	0	0	0	0	0	0	0	0	36
	Totals	143	98	241	24.0-109	10.0-70	2	3-1	3-64	17	14	0	15-15	0	2	0	2	0	0	0	0	0	145
	Opponent	142	134	276	20.0-90	6.0-59	2	2-0	6-77	7	13	1	10-10	0	0	0	0	0	0	0	0	0	106

DATE	OPPONENT	-----PUNTING-----								--FIELD GOALS--			-----KICKOFFS-----					
		NO	YDS	AVG	LONG	BLKD	TB	FC	50+	I20	ATT-MADE	LG	BLKD	NO	YDS	AVG	TB	OB
Sept. 5, 2015	BYU	6	265	44.2	67	0	0	1	1	2	2-0	0	0	5	325	65.0	4	0
Sept. 12, 2015	SOUTH ALABAMA	3	104	34.7	38	0	1	1	0	1	2-2	42	0	8	503	62.9	3	0
Sept. 19, 2015	at Miami	7	278	39.7	56	0	0	0	2	1	1-1	49	0	6	346	57.7	3	0
Sept. 26, 2015	Southern Miss	1	44	44.0	44	0	0	1	0	0	7-5	50	1	8	483	60.4	4	0
	Totals	17	691	40.6	67	0	1	3	3	4	12-8	50	1	27	1657	61.4	14	0
	Opponent	19	830	43.7	77	0	3	5	6	5	10-8	41	0	21	1257	59.9	12	1

Opponent Team Game By Game

DATE	OPPONENT	--RUSHING--				--RECEIVING--				-----PASSING-----				--KICK RET--				--PUNT RET--				TOTAL OFF.		
		NO.	YDS	TD	LG	NO.	YDS	TD	LG	CMP	ATT	INT	YDS	TD	LG	NO	YDS	TD	LG	NO	YDS		TD	LG
Sept. 5, 2015	BYU	26	132	2	35	28	379	2	53	28	46	1	379	2	53	1	19	0	19	1	11	0	11	511
Sept. 12, 2015	South Alabama	24	19	0	8	26	313	1	55	26	45	1	313	1	55	5	91	0	26	1	1	0	1	332
Sept. 19, 2015	at Miami	33	132	1	41	25	379	2	52	25	42	1	379	2	52	3	44	0	31	3	44	0	16	511
Sept. 26, 2015	Southern Miss	23	11	2	17	26	447	2	53	26	42	0	447	2	53	4	81	0	28	0	0	0	0	458
	Opponent totals	106	294	5	41	105	1518	7	55	105	175	3	1518	7	55	13	235	0	31	5	56	0	16	1812
	Nebraska	145	779	5	32	94	1299	12	53	94	159	6	1299	12	53	7	121	0	27	4	55	0	24	2078

DATE	OPPONENT	-----TACKLES-----				-SACKS-		-FUMBLE-		INT-YDS	QBH	BRK	PASS KICK	-KICKS-----XPTS-									
		SOLO	AST	TOTAL	TFL-YDS	NO-YDS	FF	FR-YDS	ATT-MAD					RUN	RCV	SAF	PTS						
Sept. 5, 2015	BYU	35	38	73	7.0-38	3.0-24	0	1-0	1-0	4	1	0	3-3	0	0	0	0	0	0	0	0	0	33
Sept. 12, 2015	South Alabama	35	42	77	4.0-7	0.0-0	0	0-0	1-0	2	1	0	0-0	0	0	0	0	0	0	0	0	0	9
Sept. 19, 2015	at Miami	34	26	60	5.0-29	2.0-23	0	0-0	3-47	1	9	0	3-3	0	0	0	0	0	0	0	0	0	36
Sept. 26, 2015	Southern Miss	38	28	66	4.0-16	1.0-12	2	1-0	1-30	0	1	1	4-4	0	0	0	0	0	0	0	0	0	28
	Opponent totals	142	134	276	20.0-90	6.0-59	2	2-0	6-77	7	13	1	10-10	0	0	0	0	0	0	0	0	0	106
	Nebraska	143	98	241	24.0-109	10.0-70	2	3-1	3-64	17	14	0	15-15	0	2	0	0	0	0	0	0	0	145

DATE	OPPONENT	-----PUNTING-----								--FIELD GOALS--			-----KICKOFFS-----					
		NO	YDS	AVG	LONG	BLKD	TB	FC	50+	I20	ATT-MADE	LG	BLKD	NO	YDS	AVG	TB	OB
Sept. 5, 2015	BYU	5	255	51.0	77	0	1	2	2	2	2-2	41	0	6	365	60.8	4	1
Sept. 12, 2015	South Alabama	5	153	30.6	51	0	1	1	1	1	1-1	36	0	3	172	57.3	2	0
Sept. 19, 2015	at Miami	5	260	52.0	63	0	1	2	3	2	5-5	41	0	8	501	62.6	5	0
Sept. 26, 2015	Southern Miss	4	162	40.5	46	0	0	0	0	0	2-0	0	0	4	219	54.8	1	0
	Opponent totals	19	830	43.7	77	0	3	5	6	5	10-8	41	0	21	1257	59.9	12	1
	Nebraska	17	691	40.6	67	0	1	3	3	4	12-8	50	1	27	1657	61.4	14	0

Team Comparison

OPPONENT	SCORE	1ST DNS (RUN/PASS/PEN.)	RUSHING	PASSING	PASS YDS	TOTAL OFFENSE	RET YDS	T/O
BYU	28-33	25/21 (9/7; 16/13; 0/1)	37-126/26-132	24-41-1/28-46-1	319/379	78-445/72-511	67/30	2/1
South Alabama	48-9	31/18 (14/1; 16/15; 1/2)	37-258/24-19	26-38-1/26-45-1	303/313	75-561/69-332	21/92	1/3
Miami	33-36 (OT)	24/24 (8/4; 12/18; 4/2)	32-153/33-132	21-45-3/25-42-1	309/379	77-462/75-511	104/135	3/1
Southern Miss	36-28	25/19 (10/1; 14/15; 1/3)	39-242/23-11	23-35-1/26-42-0	368/447	74-610/65-458	49/111	2/1
Totals	145-106	105/82 (41/13; 58/61; 6/8)	145-779/106-294	94-159-6/105-175-3	1299/1518	304-2078/281-1812	241/368	8/6

Note: Game totals are displayed in the format TEAM/OPPONENT for each category

OPPONENT	3RD DOWN	4TH DOWN	TIME POSS	MARGIN	YDS/RUSH	YDS/PASS	YDS/PLAY	PUNTING	PENLTIES
BYU	6-14/3-14	0-0/2-4	32:53/27:07	5:46	3.4/5.1	7.8/8.2	5.7/7.1	6-44.2/5-51.0	12-90/4-30
South Alabama	5-9/7-16	0-0/0-2	33:34/26:26	7:08	7.0/0.8	8.0/7.0	7.5/4.8	3-34.7/5-30.6	7-80/7-67
Miami	6-15/3-14	1-1/0-0	31:38/28:22	3:16	4.8/4.0	6.9/9.0	6.0/6.8	7-39.7/5-52.0	12-98/13-114
Southern Miss	4-13/4-14	1-1/1-3	34:01/25:59	8:02	6.2/0.5	10.5/10.6	8.2/7.0	1-44.0/4-40.5	12-98/9-80
Totals	21-51/17-58	2-2/3-9	132:06/107:54	24:12	5.4/2.8	8.2/8.7	6.8/6.4	17-40.6/19-43.7	366/291

Note: Game totals are displayed in the format TEAM/OPPONENT for each category

Nebraska Red Zone Chart

NEBRASKA INSIDE OPPONENTS RED-ZONE

DATE	OPPONENT	SCORE	TIMES IN RZ	TIMES SCORED	PTS	TOTAL TDS	RUSH TDS	PASS TDS	FGS MADE	----- FAILED TO SCORE INSIDE RZ -----					
										FGA	DOWNES	INT	FUMB	HALF	GAME
Sept. 5	BYU	L, 28-33	3	3	21	3	1	2	0	0	0	0	0	0	0
Sept. 12	South Alabama	W, 48-9	6	6	38	5	3	2	1	0	0	0	0	0	0
Sept. 19	at Miami	L, 33-36 (OT)	4	3	23	3	0	3	0	0	0	1	0	0	0
Sept. 26	Southern Miss	W, 36-28	8	7	33	3	1	2	4	1	0	0	0	0	0
Totals			21	19	115	14	5	9	5	1	0	1	0	0	0
			19 of 21 (90.5%)												

OPPONENT INSIDE NEBRASKA RED-ZONE

DATE	OPPONENT	SCORE	TIMES IN RZ	TIMES SCORED	PTS	TOTAL TDS	RUSH TDS	PASS TDS	FGS MADE	----- FAILED TO SCORE INSIDE RZ -----					
										FGA	DOWNES	INT	FUMB	HALF	GAME
Sept. 5	BYU	L, 28-33	4	4	20	2	1	1	2	0	0	0	0	0	0
Sept. 12	South Alabama	W, 48-9	2	1	3	0	0	0	1	0	1	0	0	0	0
Sept. 19	at Miami	L, 33-36 (OT)	8	7	29	2	0	2	5	0	0	1	0	0	0
Sept. 26	Southern Miss	W, 36-28	7	4	28	4	2	2	0	2	1	0	0	0	0
Totals			21	16	80	8	3	5	8	2	2	1	0	0	0
			16 of 21 (76.2%)												

LONG SEASON PLAYS (20 OR MORE YARDS)

	Husker Long Plays				Opponent Long Plays			
	Rush	Pass	Ret.	Total	Rush	Pass	Ret.	Total
BYU	0	3	1	4	3	5	0	8
South Alabama	2	5	1	8	0	4	2	6
Miami	1	7	4	12	1	5	2	8
Southern Miss	3	7	0	10	0	10	3	13
Totals	6	22	6	34	4	24	7	35

DRIVE SUPERLATIVES

	Nebraska	Opponent
Most Yards (Result)	93 vs. Southern Miss (TD)	99 vs. BYU (TD)
Most Plays (Result)	12 vs. S. Alabama (FG)	14 vs. South Alabama (Downs)
Most Time (Result)	6:23 vs. Southern Miss (Miss FG)	5:21 S. Alabama (Downs); Miami (FG)

NEBRASKA LONG PLAYS (34; 6 RUNS; 22 PASSES; 6 RETURNS)

Yards	Opponent	Play	Result
53	Southern Miss	Pass (Armstrong-Janovich)	1st-10
49	Southern Miss	Pass (Armstrong-Reilly)	1st-10
43	BYU	IR (Gerry)	1st-10
41	Miami	Pass (Armstrong-Reilly)	1st-10
41	Southern Miss	Pass (Armstrong-Reilly)	1st-10
33	Miami	Pass (Armstrong-Morgan Jr.)	1st-10
32	South Alabama	Run (Newby)	1st-10
31	Miami	Pass (Armstrong-Westerkamp)	1st-10
30	South Alabama	Pass (Armstrong-Newby)	1st-10
28	Southern Miss	Rush (Armstrong)	1st-10
28	Southern Miss	Rush (Janovich)	1st-10
27	Southern Miss	Pass (Armstrong-Westerkamp)	1st-10
27	Miami	KOR (Morgan Jr.)	1st-10
27	BYU	Pass (Armstrong-Reilly)	1st-10
26	Southern Miss	Pass (Armstrong-Morgan)	1st-10
25	Southern Miss	Rush (Janovich)	1st-10
25	South Alabama	Pass (Armstrong-Hovey)	1st-10
24	Miami	PR (Westerkamp)	1st-10
23	Miami	KOR (Morgan Jr.)	1st-10
23	Miami	Run (Newby)	1st-10
23	South Alabama	Pass (Armstrong-Reilly)	1st-10
22	BYU	Pass (Armstrong-Moore)	Touchdown
22	South Alabama	Run (Newby)	1st-10
22	Miami	Pass (Armstrong-Westerkamp)	Touchdown
22	Southern Miss	Pass (Armstrong-Reilly)	1st-10
21	Miami	Pass (Armstrong-Westerkamp)	1st-10
21	Miami	Pass (Armstrong-Westerkamp)	1st-10
21	Miami	KOR (Morgan Jr.)	1st-10
21	Miami	Pass (Armstrong-Reilly)	Touchdown
21	South Alabama	IR (Gerry)	1st-10
21	South Alabama	Pass (Armstrong-Westerkamp)	Touchdown
21	BYU	Pass (Armstrong-Westerkamp)	1st-10
20	South Alabama	Pass (Armstrong-Reilly)	1st-10
20	Southern Miss	Pass (Armstrong-Moore)	1st-10

OPPONENT LONG PLAYS (35; 4 RUNS; 24 PASSES; 7 RETURNS)

Yards	Opponent	Play	Result
55	South Alabama	Pass (Clements-Magee)	1st-10
53	BYU	Pass (Hill-Kurtz)	1st-10
53	BYU	Run (Hill)	1st-10
53	Southern Miss	Pass (Mullens-Thomas)	1st-10
50	Southern Miss	Pass (Mullens-Thompson)	1st-10
42	BYU	Pass (Mangum-Mathews)	Touchdown
52	Miami	Pass (Kaaya-Scott)	1st-10
47	Miami	IR (Elder)	1st-10
41	Miami	Run (Yearby)	Touchdown
39	Southern Miss	Pass (Mullens-Smith)	1st-10
38	BYU	Pass (Mangum-Kurtz)	1st-10
38	Miami	Pass (Kaaya-Waters)	1st-10
37	South Alabama	Pass (Clements-Everett)	1st-10
36	South Alabama	Pass (Davis-Magee)	Touchdown
34	Miami	Pass (Kaaya-Brady)	1st-10
33	South Alabama	Pass (Clements-Magee)	1st-10
32	Miami	Pass (Kaaya-Scott)	1st-10
31	Miami	KOR (Coley)	1st-10
30	Southern Miss	IR (Antoine)	1st-10
28	Miami	Pass (Kaaya-Waters)	1st-10
28	Southern Miss	KOR (Smith)	1st-10
28	Southern Miss	Pass (Mullens-Thompson)	1st-10
28	Southern Miss	Pass (Mullens-Thomas)	1st-10
26	South Alabama	KOR (Garrett)	1st-10
26	South Alabama	KOR (Garrett)	1st-10
25	Southern Miss	Pass (Mullens-Thomas)	1st-10
25	Southern Miss	Pass (Mullens-Richard)	1st-10
24	BYU	Pass (Hill-Houk)	1st-10
21	BYU	Pass (Hill-Blackmon)	1st-10
21	BYU	Run (Hill)	Touchdown
21	Southern Miss	Pass (Mullens-Martin)	Touchdown
21	Southern Miss	Pass (Mullens-Martin)	1st-10
20	Southern Miss	Pass (Mullens-Ito)	1st-10
20	Southern Miss	KOR (Smith)	1st-10
20	BYU	Run (Hine)	1st-10

GAME-OPENING DRIVES

Opponent	[----- Nebraska -----]			[----- Opponent -----]		
	Pts.	1st Dwn	Yds	Pts.	1st Dwn	Yds
BYU	7	5	88	0	2	29
South Alabama	7	5	75	0	1	15
Miami	0	0	4	7	3	65
Southern Miss	7	5	71	0	0	0

SECOND HALF-OPENING DRIVES

Opponent	[----- Nebraska -----]			[----- Opponent -----]		
	Pts.	1st Dwn	Yds	Pts.	1st Dwn	Yds
BYU	0	0	0	0	1	15
South Alabama	0	1	30	0	1	37
Miami	7	5	75	7	4	75
Southern Miss	0	0	-2	7	1	25

SCORING DRIVES

Game	Scoring [---Time---		[--Plays--]		5 or less	1 or 0	
	Drives	Total	Avg.	Total			Avg.
BYU	4	11:03	2:45	27	6.75	1	0
South Alabama	8	14:09	1:46	54	6.75	2	0
Miami	5	14:18	2:51	41	8.20	0	0
Southern Miss	8	17:44	2:13	57	7.13	4	0
Totals	25	57:14	2:17	179	7.16	7	0
Opponents	20	43:16	2:09	90	4.50	8	0

NEBRASKA SCORING DRIVES

Opponent	[----Drive-----]					
	Plays	Yds	Time	Score	Qtr./Time	Play
BYU	9	88	3:47	7-0	1st/8:10	Westerkamp14-yd.passfromArmstrong
BYU	7	65	2:34	14-7	1st/0:16	Moore 22-yd. pass from Armstrong
BYU	3	35	1:13	21-24	3rd/10:39	Newby 10-yd. run
BYU	8	62	3:29	28-24	3rd/5:31	Foster 9-yd. pass from Armstrong
South Alabama	10	75	3:51	7-0	1st/10:02	Newby 13-yd. run
South Alabama	6	40	2:57	14-0	1st/6:05	Newby 8-yd. pass from Armstrong
South Alabama	9	91	5:10	21-0	2nd/7:06	Newby 8-yd. run
South Alabama	3	20	0:16	24-0	2nd/0:00	Brown 42-yd. FG
South Alabama	6	75	1:55	31-0	3rd/8:04	Cross 9-yd. run
South Alabama	12	67	6:13	34-3	4th/14:51	Brown 25-yd. FG
South Alabama	6	71	2:33	41-3	4th/6:05	Westerkamp8-yd.passfromArmstrong
South Alabama	2	2	0:43	48-3	4th/8:30	Moore 2-yd. pass from Fyfe
Miami	6	30	2:38	3-17	2nd/8:37	Brown 49-yd. FG
Miami	10	75	4:47	10-27	3rd/9:03	Westerkamp22-yd.passfromArmstrong
Miami	8	75	2:38	18-33	4th/8:36	Moore 10-yd. pass from Armstrong
Miami	9	80	2:09	25-33	4th/3:46	Reilly 21-yd. pass from Armstrong
Miami	7	87	2:06	33-33	4th/0:33	Morgan 8-yd. pass from Armstrong
Southern Miss	8	71	3:35	7-0	1st/9:57	Westerkamp6-yd.passfromArmstrong
Southern Miss	8	49	4:03	10-0	1st/4:24	Brown 29-yd. FG
Southern Miss	11	70	5:02	13-0	2nd/10:49	Brown 27-yd. FG
Southern Miss	5	46	2:33	16-0	2nd/5:31	Brown 40-yd. FG
Southern Miss	5	43	1:57	19-0	2nd/1:34	Brown 22-yd. FG
Southern Miss	5	19	0:34	22-0	2nd/0:00	Brown 50-yd. FG
Southern Miss	11	93	4:04	29-7	3rd/0:27	Allen 10-yd. pass from Armstrong
Southern Miss	4	39	1:15	35-21	4th/9:30	Armstrong 16-yd. run

OPPONENT SCORING DRIVES

Opponent	[----Drive-----]					
	Plays	Yds	Time	Score	Qtr./Time	Play
BYU	4	99	1:31	7-7	1st/2:50	Hill 3-yd. run
BYU	8	75	13:13	14-14	2nd/13:13	Hill 21-yd. run
BYU	11	55	4:59	14-17	2nd/5:42	Samson 41-yd. FG
BYU	3	22	1:13	14-24	2nd.3:48	Mathews 15-yd. pass from Hill
BYU	9	71	4:15	28-27	4th/7:57	Samson 35-yd. FG
BYU	7	76	0:48	28-33	4th/0:00	Mathews 42-yd. pass from Mangum
South Alabama	7	37	1:54	3-31	3rd/6:04	Sunanon 37-yd. FG
South Alabama	6	43	2:18	9-48	4th/3:36	Magee 36-yd. pass from Davis
Miami	5	65	1:16	0-7	1st/12:49	Herndon 10-yd. pass from Kaaya
Miami	4	60	1:36	0-14	1st/8:04	Brady 11-yd. pass from Kaaya
Miami	12	64	1:36	0-17	1st/1:11	Badgley 23-yd. FG
Miami	8	60	2:32	3-20	2nd/6:05	Badgley 27-yd. FG
Miami	4	75	1:10	3-27	3rd/13:50	Yearby 41-yd. run
Miami	12	63	5:21	10-30	3rd/2:42	Badgley 41-yd. FG
Miami	6	50	1:26	10-33	4th/11:14	Badgley 28-yd. FG
Miami	4	14	0:00	33-36	OT/0:00	Badgley 28-yd. FG
Southern Miss	2	25	0:48	7-22	3rd/13:19	Ito 17-yd. run
Southern Miss	6	78	1:47	14-29	4th/13:44	Martin 21-yd. pass from Mullens
Southern Miss	5	53	1:06	21-29	4th/12:26	Martin 19-yd. pass from Mullens
Southern Miss	7	75	2:35	28-36	4th/6:55	Richard 1-yd. run

NEBRASKA POINTS OFF TURNOVERS

Game	TOs Gained	TDs	FG-FGA	Pts.	(NU Fumbles/Lost, INT)
BYU	1 (0/0 F/L, 1 INT)	1	0-0	7	2 (1/1, 1 INT)
South Alabama	3 (4/2 F/L, 1 INT)	2	1-1	17	1 (0/0 F/L, 1 INT)
Miami	1 (0/0 F/L, 0 INT)	0	0-0	0	3 (0/0 F/L, 1 INT)
Southern Miss	1 (2/1 F/L, 0 INT)	0	1-1	3	3 (2/1 F/L, 1 INT)

Nebraska	6 (6/3 F/L, 3 INT)	3	2-2	26	9 (3/2, 6 INT)
Opponent	9 (3/2 F/L, 6 INT)	3	0-0	20	6 (6/3 F/L, INT)

STARTING FIELD POSITION*

	NU Avg. Start <small>(yards/drives/in 20/past 50)</small>	Opp. Avg. Start <small>(yards/drives/in 20/past 50)</small>	NU lead
BYU	28.7 (402/14/2/1)	29.9 (419/14/3/2)	-1.2
South Alabama	34.2 (444/13/2/3)	27.7 (332/12/3/1)	+6.5
Miami	25.4 (356/14/1/0)	31.0 (434/14/3/1)	-5.6
Southern Miss	31.6 (411/13/1/2)	33.3 (466/14/1/2)	-1.7
Totals	29.9 (1613/54/6/6)	30.6 (1651/54/10/6)	-0.7

*does not include drives with time of 0:00 (ie, defensive and special teams touchdowns, end of half turnovers, overtime, etc.)

PENALTY NUMBERS

	NU Pen.-Yds.	Opp. Pen.-Yds
BYU	12-90	4-30
South Alabama	7-80	7-67
Miami	12-98	13-114
Southern Miss	12-98	9-80

Totals (Avg/Penalty)	43-366 (8.6)	33-291 (8.8)
Avg/Game	10.8-91.5	8.3-72.8

Individual Career/Season Superlatives

SEASON AND CAREER, MOST PASSING YARDS

Player	2015	Career
Tommy Armstrong Jr.	368 vs. Southern Miss	381 vs. USC, 2014
Ryker Fyfe	33 vs. S. Alabama	Same
De'Mornay Pierson-El		16 at Northwestern, 2014

*Indicates touchdown pass

SEASON AND CAREER, LONGEST PASS

2015	Career
53 vs. Southern Miss (Janovich)	99* vs. Georgia, 2013 (Enunwa)
14 vs. S. Alabama (Allen)	Same
	16* at Northwestern (Armstrong)

SEASON AND CAREER, MOST RECEIVING YARDS

Player	2015	Career
Taaqiq Allen	21 vs. S. Alabama	34 at Iowa, 2014
Tommy Armstrong Jr.		16 at Northwestern, 2014
Christian Bailey		10 at Fresno State, 2014
Sam Burch		86 vs. Michigan State, 2013
Cethan Carter	7 at Miami	48 at Iowa, 2014
Sam Cotton	13 vs. Southern Miss	23 at Fresno State, 2014
Imani Cross		-1 vs. Wyoming, 2013
Trey Foster	9 vs. BYU	9 at Purdue, 2013
Lane Hovey	68 vs. S. Alabama	Same
Andy Janovich	53 vs. Southern Miss	Same
Luke McNitt	6 vs. S. Alabama	Same
Alonzo Moore	48 vs. BYU	Same
Stanley Morgan Jr.	78 at Miami	Same
Terrell Newby	38 vs. S. Alabama	Same
De'Mornay Pierson-El		134 vs. USC, 2014
Brandon Reilly	112 vs. Southern Miss	Same
Jamal Turner	21 vs. BYU	84 at Wisconsin, 2011
Jordan Westerkamp	118 vs. Southern Miss	158 at Michigan State, 2014
Mikale Wilbon	28 vs. BYU	Same

Indicates touchdown scored

SEASON AND CAREER, LONGEST CATCH

2015	Career
14 vs. S. Alabama (Fyfe)	34* at Iowa, 2014 (Armstrong)
	16* at Northwestern, 2014 (Pierson-El)
	10* at Fresno State, 2014 (Fyfe)
	32* vs. Michigan State, 2013 (Armstrong)
7 at Miami (Armstrong)	34 at Iowa, 2014 (Armstrong)
13 vs. Southern Miss (Armstrong)	23* at Fresno State, 2014 (Armstrong)
	-1 vs. Wyoming, 2013 (Martinez)
9* vs. BYU (Armstrong)	9 at Purdue, 2013 (Kellogg)
25 vs. S. Alabama (Armstrong)	29 at Fresno State, 2014 (Armstrong)
53 vs. Southern Miss (Armstrong)	Same
6 vs. S. Alabama (Fyfe)	Same
22* vs. BYU (Armstrong)	43 at Michigan State, 2014 (Armstrong)
33 at Miami (Armstrong)	Same
30 vs. S. Alabama (Armstrong)	Same
	46 at Northwestern, 2014 (Armstrong)
49 vs. Southern Miss (Armstrong)	Same
16 vs. BYU (Armstrong)	43 vs. Fresno State, 2011 (Martinez)
31 at Miami (Armstrong)	70* at Fresno State, 2014 (Armstrong)
14 vs. BYU (Armstrong)	Same

SEASON AND CAREER, MOST RUSHING YARDS

Player	2015	Career
Tommy Armstrong Jr.	49 at Miami	131 vs. McNeese State, 2014
Imani Cross	34 vs. BYU	109 vs. Illinois, 2014
Sam Foltz		14 vs. Wisconsin, 2014
Ryker Fyfe		29 vs. Florida Atlantic, 2014
Andy Janovich		6 vs. Idaho State, 2012
Alonzo Moore	24 vs. BYU	Same
Graham Nabity		14 vs. South Dakota State, 2013
Jordan Nelson		35 vs. Illinois, 2014
Terrell Newby	198 vs. S. Alabama	Same
Devine Ozigbo	2 vs. S. Alabama	Same
De'Mornay Pierson-El		10 at Iowa, 2014
Brandon Reilly	14 at Miami	Same
Jamal Turner	-2 vs. BYU	6 at UCLA, 2012
Jordan Westerkamp		7 vs. South Dakota State, 2013
Mikale Wilbon	21 vs. S. Alabama	Same

*Indicates touchdown scored

SEASON AND CAREER, LONGEST RUN

2015	Career
18 at Miami	42 vs. McNeese State, 2014
14 vs. BYU	62* at Fresno State, 2014
	14 vs. Wisconsin, 2014
	15 vs. Florida Atlantic, 2014
	3 vs. Idaho State, 2012
19 vs. S. Alabama	Same
	6 vs. Southern Miss; vs. SDSU, 2013
	18 vs. Illinois, 2014
32 vs. S. Alabama	43 vs. Florida Atlantic, 2014
2 vs. S. Alabama	Same
	6 at Iowa, 2014
11 vs. BYU	Same
	6 at UCLA, 2012
	7 vs. South Dakota State, 2013
19 vs. S. Alabama	Same

SEASON AND CAREER, MOST TACKLES, TFLS AND SACKS

Player	Tackles (2015)	Career	TFL (2015)	Career	Sacks (2015)	Career
Freedom Akinmoladun	6 at Miami	Same	2 vs. S. Alabama; USM	Same	2.0 vs. Southern Miss	Same
Josh Banderas	6 vs. BYU	11 vs. UCLA, 2013	2 vs. BYU	2 vs. UCLA, 2013; vs. BYU, 2015		1 vs. UCLA, 2013 at Purdue, 2013
Byerson Cockrell	7 vs. Southern Miss	5 3x, last vs. BYU, 2015	1 vs. Southern Miss	1 at Fresno State, 2014; vs. USM	Same	
Maliek Collins	4 at Miami	7 vs. Rutgers; at Iowa		3 vs. Rutgers		1 4x, last vs. Iowa, 2014
Daniel Davie	6 vs. S. Alabama	8 vs. Purdue, 2014		2 at Fresno State; vs. Miami		Same
Ross Dzuris	2 vs. Southern Miss	Same	1 at Miami	Same		Same
Tyrin Ferguson	1 vs. S. Alabama; at Miami	Same		Same		Same
Jack Gangwish	2 vs. BYU	5 vs. McNeese State; at Iowa, 2014	2 vs. BYU	Same	1.0 vs. BYU	Same
Nate Gerry	9 at Miami	15 at Iowa, 2014	1 at Miami	3 at Iowa, 2014		0.5 vs. Illinois, 2014
Luke Gifford	4 vs. S. Alabama	Same	1 vs. S. Alabama	Same		Same
Lane Hovey		2 vs. McNeese State, 2014		Same		Same
Charles Jackson		3 vs. Wyoming, 2013		Same		Same
Chris Jones	3 3x last, vs. Southern Miss	Same	1 vs. Southern Miss	Same	1.0 vs. Southern Miss	Same
Boaz Joseph	1 vs. BYU; vs. S. Alabama	1 at Fresno State, 2014		Same		Same
Joshua Kalu	9 vs. BYU	Same	2 vs. BYU	Same	1.0 vs. Southern Miss	Same
Joe Keels		1 at Fresno State, 2014		Same		Same
Greg McMullen	4 vs. Southern Miss	9 vs. McNeese State, 2014	1 vs. BYU	2, 3x, last vs. McNeese State, 2014	1.0 vs. BYU	1 5x, last vs. BYU, 2015
Kevin Maurice	2 at Miami	2 at Fresno State, 2014; at Miami	1 vs. S. Alabama	2 vs. Purdue, 2014	1.0 vs. S. Alabama	2.0 vs. Purdue
A.J. Natter	1 vs. S. Alabama	1 vs. Fla. Atlantic, 2014; vs. S. Alabama		Same		Same
Marcus Newby	4 vs. Southern Miss	Same	1 vs. S. Alabama	1 at Fresno St., '14; vs. S. Alabama		1 at Fresno State, 2014
Givens Price	1 vs. S. Alabama	Same		Same		Same
Logan Rath		4 vs. Florida Atlantic, 2014		1 vs. Florida Atlantic, 2014		Same
Antonio Reed	1 vs. BYU	Same		Same		Same
Michael Rose-Ivey	10 vs. S. Alabama	17 vs. Iowa, 2013	1 vs. S. Alabama; at Miami	4 vs. Iowa, 2013		Same
Jonathan Rose	8 vs. S. Alabama	Same	1 vs. S. Alabama	Same		Same
Brad Simpson	1 vs. Southern Miss	1 3x, last vs. Southern Miss		Same		Same
Mick Soltenberg	1 vs. S. Alabama	Same	1 vs. S. Alabama	Same	1.0 vs. S. Alabama	Same
Aaron Williams	6 vs. BYU	Same		Same		Same
Kevin Williams	1 vs. BYU	6 at Iowa, 2014		3 at Northwestern, 2014		2.5 at Northwestern, 2014
Kieron Williams	1 vs. BYU; vs. S. Alabama	2 vs. McNeese St., 2014; vs. Purdue 2014		1 vs. Illinois, 2014		Sams
Vincent Valentine	1 vs. BYU	6 vs. Miami; at Iowa, 2014		3 at Fresno State, 2014		2.0 at Fresno State, 2014
Chris Weber	12 vs. Southern Miss	Same	2 vs. Southern Miss	Same		Same
Dedrick Young	7 vs. BYU	Same		Same		Same

Nebraska Statistical Highs and Lows

NEBRASKA TOTALS	HIGHS	LOWS
Points Scored	48 vs. South Alabama	28 vs. BYU
First Downs	31 vs. South Alabama	24 at Miami
Rushing Attempts	39 vs. Southern Miss	32 at Miami
Rushing Yards	258 vs. South Alabama	126 vs. BYU
Passes Attempted	45 at Miami	35 39 vs. Southern Miss
Passes Completed	26 vs. South Alabama	21 at Miami
Had Intercepted	3 at Miami	1 vs. BYU; vs. South Alabama; 39 vs. Southern Miss
Passing Yards	368 39 vs. Southern Miss	303 vs. South Alabama
Total Plays	78 vs. BYU	75 vs. South Alabama
Total Yards	610 39 vs. Southern Miss	445 vs. BYU
Possession Time	34:01 vs. Southern Miss	31:38 at Miami
Fumbles	2 vs. Southern Miss	0 vs. South Alabama; at Miami
Fumbles Lost	1 vs. BYU	0 vs. South Alabama; at Miami
Turnovers	3 at Miami	1 vs. South Alabama
Turnover Margin	+2 vs. South Alabama	-2 at Miami
Penalties	12 vs. BYU; at Miami; vs. Southern Miss	7 vs. South Alabama
Yards Penalized	98 at Miami	80 vs. South Alabama
Sacks By-Yards Lost	4-30 vs. Southern Miss	1-12 at Miami
Team Tackles for Loss-Yards	8-28 vs. BYU	3-15 at Miami

OPPONENT TOTALS	HIGHS	LOWS
Points Scored	36 at Miami	8 vs. South Alabama
First Downs	24 at Miami	18 vs. South Alabama
Rushing Attempts	33 at Miami	24 vs. South Alabama
Rushing Yards	132 vs. BYU; at Miami	19 vs. South Alabama
Passes Attempted	46 vs. BYU	45 vs. South Alabama
Passes Completed	28 vs. BYU	25 at Miami
Had Intercepted	1 vs. BYU; vs. South Alabama; at Miami	1 vs. BYU; vs. South Alabama; at Miami
Passing Yards	379 vs. BYU; at Miami	313 vs. South Alabama
Total Plays	75 at Miami	69 vs. South Alabama
Total Yards	511 vs. BYU; at Miami	332 vs. South Alabama
Possession Time	28:22 at Miami	26:26 vs. South Alabama
Fumbles	4 vs. South Alabama	0 vs. BYU; at Miami
Fumbles Lost	2 vs. South Alabama	0 vs. BYU; at Miami
Turnovers	3 vs. South Alabama	1 vs. BYU; at Miami
Turnover Margin	+2 at Miami	-2 vs. South Alabama
Penalties	13 at Miami	4 vs. BYU
Yards Penalized	114 at Miami	30 vs. BYU
Sacks By-Yards Lost	3-24 vs. BYU	0-0 vs. South Alabama
Team Tackles for Loss-Yards	7-38 vs. BYU	4-7 vs. South Alabama

NEBRASKA INDIVIDUAL HIGHS

Most Rushing Attempts.....	28; Terrell Newby vs. South Alabama
Most Net Rushing Yards.....	198; Terrell Newby vs. South Alabama
Most Rushing TDs.....	2; Terrell Newby vs. South Alabama
Longest TD Run.....	13; Terrell Newby vs. South Alabama
Longest Run, No TD.....	32; Terrell Newby vs. South Alabama
Most Pass Attempts.....	45; Tommy Armstrong Jr. at Miami
Most Completed Passes.....	24; Tommy Armstrong Jr. vs. BYU
Most Passing Yards.....	368; Tommy Armstrong Jr. vs. Southern Miss
Most Passing TDs.....	4; Tommy Armstrong Jr. at Miami
Longest TD Pass.....	22; Tommy Armstrong Jr. to Alonzo Moore vs. BYU; Tommy Armstrong Jr. to Jordan Westerkamp at Miami
Longest Pass, No TD.....	53; Tommy Armstrong Jr. to Andy Janovich vs. Southern Miss
Most Pass Receptions.....	11; Jordan Westerkamp vs. Southern Miss
Most Receiving Yards.....	118; Jordan Westerkamp vs. Southern Miss
Most TD Receptions.....	1; 12 times
Most Total Offense Attempts.....	56; Tommy Armstrong Jr. vs. BYU (11 rush, 45 passes)
Most Total Offense Yards.....	431; Tommy Armstrong Jr. vs. Southern Miss (63 rush, 368 pass)
Most All-Purpose Attempts.....	30; Terrell Newby vs. South Alabama (28 rushes, 2 receptions; 0 kickoff returns)
Most All-Purpose Yards.....	236; Terrell Newby vs. South Alabama
Most Touchdowns Scored.....	3; Terrell Newby vs. South Alabama
Most Field Goals Attempted.....	7; Drew Brown vs. Southern Miss (Tied school record)
Most Field Goals Made.....	5; Drew Brown vs. Southern Miss
Longest Field Goal Made.....	50; Drew Brown vs. Southern Miss
Longest Field Goal Attempted.....	51; Drew Brown vs. Southern Miss
Most Interceptions.....	1; Nate Gerry vs. BYU; vs. South Alabama; Joshua Kalu at Miami
Longest Interception TD Return.....	None
Longest Interception Return, No TD.....	43; Nate Gerry vs. BYU
Longest Fumble TD Return.....	None
Longest Fumble Return, No TD.....	1; Kevin Williams vs. Southern Miss
Longest Punt Return, TD.....	None
Longest Punt Return, No TD.....	24; Jordan Westerkamp at Miami
Most Punt Return Yardage.....	33; Jordan Westerkamp at Miami
Longest Kickoff Return, TD.....	None
Longest Kickoff Return, No TD.....	27; Stanley Morgan Jr. at Miami
Longest Blocked Punt, TD.....	None
Longest Blocked Field Goal Return.....	None
Most Kickoff Return Yardage.....	71; Stanley Morgan Jr. at Miami (3 returns)
Most Punts.....	7; Sam Foltz at Miami (39.7 avg.)
Highest Punting Average.....	46.0; Sam Foltz vs. BYU (4 punts)
Longest Punt.....	67; Sam Foltz vs. BYU

Nebraska Statistical Highs and Lows

NEBRASKA INDIVIDUAL HIGHS...(CONTINUED)

Most Total Tackles.....	12; Chris Weber vs. Southern Miss (5 solo, 7asst.)
Most Solo Tackles.....	8; Joshua Kalu vs. BYU
Most Tackles for Loss	2; Joshua Kalu vs. BYU (8 yards); Josh Banderas vs. BYU (6 yds.); Jack Gangwish vs. BYU (2 yds.); Freedom Akinmoladun vs. So. Ala (9 yards) & So. Miss (17 yards)
Most Yards Lost.....	17; Freedom Akinmoladun vs. Southern Miss (2 TFL)
Most Quarterback Sacks.....	2; Freedom Akinmoladun vs. Southern Miss
Most Yards Lost.....	17; Freedom Akinmoladun vs. Southern Miss (2.0 sack)
Most Pass Breakups	2; Daniel Davie vs. BYU; Nate Gerry at Miami
Most Blocked Field Goals	None
Most Blocked Punts.....	None
Most Blocked PAT	None

OPPONENT INDIVIDUAL HIGHS

Most Yards Rushing	125; Joe Yearby (Miami)
Most Rushing Attempts	17; Joe Yearby (Miami)
Most Yards Passing	447; Nick Mullens (Southern Miss)
Most Passing Attempts.....	42; Brad Kaaya (Miami)
Most Pass Completions	26; Nick Mullens (Southern Miss)
Most Pass Receptions.....	9; Rashawn Scott (Miami)
Most Yards Receiving.....	151; Rashawn Scott (Miami)

OPPONENT INDIVIDUAL LONGEST PLAYS

Rush.....	41; Joe Yearby (Miami)
Pass.....	55; Cody Clements to Josh Magee (South Alabama)
Field Goal.....	41; Trevor Samson (BYU); Michael Badgley (Miami)
Punt Return	16; Corn Elder (Miami)
Kickoff Return.....	31; Stacy Coley (Miami)
Fumble Return.....	None
Interception Return.....	47; Corn Elder (Miami)
Punt.....	77; Jonny Linehan (BYU)

Nebraska Starting Lineups

HUSKER OFFENSIVE STARTERS GAME-BY-GAME

Opponent	WR	WR	TE	RT	RG	C	LG	LT	QB	IB	FB	PK
BYU	Moore	Hovey	Sutton	Gates	Kondolo	Reeves	Utter	Lewis	Armstrong	Newby	Janovich	D. Brown
South Alabama	Morgan	Reilly	Cotton	Gates	Kondolo	Reeves	Utter	Lewis	Armstrong	Newby	Janovich	D. Brown
Miami	Hovey	Reilly	Carter	Gates	Kondolo	Reeves	Utter	Lewis	Armstrong	Newby	Westerkamp #	D. Brown
Southern Miss	Morgan	Reilly	Carter	Gates	Kondolo	Reeves	Utter	Lewis	Armstrong	Newby	Westerkamp #	D. Brown

- opened in three wide receiver formation; %-NU opened in a four-receiver set (three receivers and a tight end); ^-NU opened in two tight end set; \$-NU opened in four receiver set (no tight end)

HUSKER DEFENSIVE STARTERS GAME-BY-GAME

Opponent	DE	DT	DT	DE	LB	LB	LB	LCB	FS	SS	RCB	P
BYU	McMullen	Collins	Valentine	Gangwish	Banderas	Young	A. Williams*	Davie	Gerry	Cockrell	Kalu	Foltz
South Alabama	McMullen	Collins	Valentine	Akinmoladun	Rose-Ivey	Weber	M. Newby	Davie	Gerry	Cockrell	Kalu	Broekmeier
Miami	McMullen	Collins	Williams	Akinmoladun	Rose-Ivey	Young	Banderas	Davie	Gerry	Cockrell	Kalu	Foltz
Southern Miss	McMullen	Collins	Williams	Akinmoladun	Weber	Young	M. Newby	J. Rose	Gerry	Cockrell	Kalu	Foltz

* - NU opened with nickel package # - NU opened with dime packages; %-NU opened with five defensive linemen; @-NU opened with three safeties; I-NU opened with 3 defensive ends

Overall Participation

PLAYER (GAMES):

Armstrong Jr., Tommy (4/4); Akinmoladun, Freedom (4/3); Allen, Taariq (4/-); Banderas, Josh (2/2); Broekmeier, Tyson (2/-); Brown, Drew (4/-); Carter, Cethan (2/2); Cockrell, Byerson (4/4); Collins, Maliek (4/4); Cotton, Sam (4/1); Cross, Imani (4/-); Davie, Daniel (3/3); Dzuris, Ross (4/-); Ferguson, Tyrin (4/-); Foltz, Sam (3/-); Foster, Jerald (4/-); Foster, Trey (2/-); Fyfe, Ryker (1/-); Gangwish, Jack (1/1); Gates, Nick (4/4); Gerry, Nate (4/4); Gifford, Luke (4/-); Hahn, Sam (1/-); Hovey, Lane (4/2); Jackson, Charles (1/-); Janovich, Andy (4/2); Jordan, Harrison (1/-); Joseph, Boaz (3/-); Kalu, Joshua (4/4); Knevel, David (4/-); Kondolo, Chongo (4/4); Lewis, Alex (4/4); Lindsay, Spencer (1/-); Long, Chris (1/-); Maurice, Kevin (4/-); McMullen, Greg (4/4); McNitt, Luke (2/-); Moore, Alonzo (4/1); Morgan Jr., Stanley (4/1); Mosley, Trai (4/-); Nabity, Graham (4/-); Natter, A.J. (1/-); Nelson, Jordan (3/-); Newby, Marcus (2/2); Newby, Terrell (4/4); Ober, Jordan (4/-); Ozigbo, Devine (4/-); Price, Givens (1/-); Reed, Antonio (4/-); Reeves, Ryne (4/4); Reilly, Brandon (4/3); Rose, Jonathan (3/1); Rose-Ivey, Michael (2/2); Simpson, Brad (4/-); Sterup, Zach (1/-); Sutton, David (1/1); Taylor, Adam (4/-); Thurston, Paul (3/-); Turner, Jamal (4/-); Utter, Dylan (4/4); Valentine, Vincent (2/2); Weber, Chris (3/2); Westerkamp, Jordan (4/2); Wilbon, Mikale (3/-); Williams, Aaron (4/1); Williams, Kevin (4/2); Williams, Kieron (3/-); Young, Dedrick (3/3)

Game 1 | BYU 33, Nebraska 28

SCORE BY QUARTERS	1	2	3	4	FINAL
BYU	7	17	0	9	33
Nebraska	14	0	14	0	28

Lincoln (Sept. 5) --- Tanner Mangum's 42-yard Hail Mary pass to Mitch Mathews on 4th-and-3 as time expired gave BYU a 33-28 win over Nebraska in the season opener for both teams.

Nebraska erased a 10-point halftime deficit and took a 28-24 lead after Trey Foster's nine-yard touchdown pass from Tommy Armstrong Jr. midway through the third quarter, as Armstrong completed 24-of-41 passes for 319 yards with three touchdowns.

BYU closed to within 28-27 after Trevor Samson's 35-yard field goal with 7:57 left. The Huskers were unable to convert on the ground on a pair of 3rd-and-1 runs late in the game, but Armstrong led Nebraska into field goal position on its final drive with less than a minute left. However Drew Brown missed a 41-yard field goal with 48 seconds left to give BYU a final chance.

Mangum, who replaced an injured Taysom Hill, guided the Cougars to past midfield before his heave to Mathews, who caught the ball over two Husker defenders and fell into the end zone for the game winner, snapping Nebraska's 29-yard winning streak in season openers.

Hill finished with 268 yards passing and one touchdown while rushing for two scores before leaving the game with a season-ending foot injury. Mangum completed 7-of-11 passes for 111 yards and a TD.

Nebraska got off to a 14-7 lead in the first quarter, as Armstrong connected on scoring passes to Jordan Westerkamp and Alonzo Moore. Westerkamp, who caught seven passes for 107 yards, opened the game on a nifty catch and run, escaping several would-be tacklers en route to the score.

Hill and the Cougars controlled the second quarter, beginning with a 21-yard Hill touchdown run to tie the game at 14 with 13:13 left in the half. After Samson's first field goal gave the Cougars the lead, Hill connected with Mathews for a 15-yard passing touchdown to push BYU's edge to 24-14 heading to the half.

Nebraska's defense turned the tide in the third quarter, as safety Nate Gerry picked off Hill and returned it 43 yards to the BYU 35. The Huskers capitalized three plays later as Terrell Newby went the final 10 yards to pull the Huskers within 24-21.

The Blackshirts shut down the Cougars on the next two drives to set up an eight-play, 62-yard march capped by Armstrong's nine-yard touchdown pass to tight end Foster to give the hosts a four-point lead.



Game 2 | Nebraska 48, S. Alabama 9

SCORE BY QUARTERS	1	2	3	4	FINAL
South Alabama	0	0	3	6	9
Nebraska	14	10	7	17	48

Lincoln (Sept. 12) --- Nebraska used a balanced offense and a stingy defense in posting a 48-9 win over South Alabama, giving Mike Riley his first win as head coach of the Huskers.

Terrell Newby raced to career highs of 198 yards and a pair of scores, while also catching an eight-yard touchdown grab, as the Huskers took a 24-0 halftime lead and cruised to the win.

Nebraska was opportunistic on defense, forcing three turnovers that led to 17 Husker points, while holding South Alabama to just 19 rushing yards.

Tommy Armstrong Jr. orchestrated a Nebraska passing game that accounted for 303 yards and three touchdowns, as he finished 21-of-30 for 270 yards and two scores.

Newby, who carried a then-career-high 17 times for a career-high 118 yards in the first half alone, accounted for all three Husker touchdowns in the first half, as the Big Red raced to a 24-0 lead. Newby capped NU's first drive with a 13-yard scoring run before his eight-yard TD reception four minutes later staked the Huskers to a 14-0 cushion. Newby tacked on his third score of the half midway through the second stanza, scoring from eight yards to put NU ahead 21-0.

Nebraska took advantage of a South Alabama turnover in the final seconds of the half, as the Huskers recovered a muffed punt and capitalized three plays later as Drew Brown added a 42-yard field goal as time expired to send Nebraska to the locker room up 24-0.

While Newby controlled the ground game, Brandon Reilly and Lane Hovey were the primary targets for Armstrong, as NU rolled up 561 yards of total offense. Reilly notched five receptions for 71 yards, while Hovey pulled down career highs of five receptions for 68 yards.

The Blackshirts held South Alabama scoreless for nearly three quarters and didn't allow a touchdown until 3:36 left in the fourth quarter.

Michael Rose-Ivey, making his first appearance since the 2014 Gator Bowl, led NU with 10 tackles, while Jonathan Rose added a career-high eight tackles.



SCORING SUMMARY

QTR	TIME	TEAM	SCORE
1st	08:10	NEB	Westerkamp 14 yd pass from Armstrong (Brown kick)
1st	02:50	BYU	Hill 3 yd run (Samson kick)
1st	00:16	NEB	Moore 22 yd pass from Armstrong Jr. (Brown kick)
2nd	13:13	BYU	Hill 21 yd run (Samson kick)
2nd	05:42	BYU	Samson 41 yd field goal
2nd	03:48	BYU	Mathews 15 yd pass from Hill (Samson kick)
3rd	10:39	NEB	Newby 10 yd run (Brown kick)
3rd	05:31	NEB	Foster 9 yd pass from Armstrong Jr. (Brown kick)
4th	07:57	BYU	Samson 35 yd field goal
4th	00:00	BYU	Mathews 42 yd pass from Mangum (no kick)

TEAM STATISTICS

	BYU	NEB
FIRST DOWNS	21	25
RUSHES-YARDS (NET)	26-132	37-126
PASSING YDS (NET)	379	319
Passes Att-Comp-Int	46-28-1	41-24-1
TOTAL OFFENSE PLAYS-YARDS	72-511	78-445
Fumble Returns-Yards	0-0	0-0
Punt Returns-Yards	1-11	1-5
Kickoff Returns-Yards	1-19	1-19
Interception Returns-Yards	1-0	1-43
Punts (Number-Avg)	5-51.0	6-44.2
Fumbles-Lost	0-0	1-1
Penalties-Yards	4-30	12-90
Possession Time	27:07	32:53
Third-Down Conversions	3 of 14	6 of 13
Fourth-Down Conversions	2 of 4	0 of 0
Red-Zone Scores-Chances	4-4	3-3
Sacks By: Number-Yards	3-24	3-11

RUSHING: BYU- Hill, Taysom 9-72; Hine, Adam 4-37; Mangum, Tanner 5-26; Juergens, Mitch 1-7; Brown, Algonson 3-1; Carter, Nate 4-minus-11. **Nebraska**-Newby, Terrell 10-43; Cross, Imani 7-34; Moore, Alonzo 2-24; Wilbon, Mikale 6-14; Reilly, Brandon 1-11; Armstrong Jr., Tommy 9-2; Turner, Jamal 2-minus-2

PASSING: BYU- Hill, Taysom 21-34-1-268-1; Mangum, Tanner 7-11-0-111-1; **TEAM** 0-1-0-0-0. **Nebraska**-Armstrong Jr., Tommy 24-41-1-319-3

RECEIVING: BYU- Kurtz, Nick 5-123; Blackmon, Devon 5-43; Houk, Terrence 4-59; Juergens, Mitch 4-30; Mathews, Mitch 3-69; Pearson, Colby 3-28; Brown, Algonson 2-9; Laulu-Pututau, Moroni 1-10; Henderson, Kurt 1-8. **Nebraska**-Westerkamp, Jordan 7-107; Reilly, Brandon 5-70; Moore, Alonzo 3-48; Wilbon, Mikale 2-28; Turner, Jamal 2-21; Morgan Jr., Stanley 2-19; Hovey, Lane 2-17; Foster, Trey 1-9.

INTERCEPTIONS: BYU- Hannemann, Micah 1-0. **Nebraska**-Gerry, Nate 1-43

FUMBLES: BYU- None. **Nebraska**-Armstrong Jr., Tommy 1-1

SACKS (Sacks-Yds): BYU- Langi, Harvey 1-2; Taelle, Logan 1-8; Kaufusi, Bronsen 1-14. **Nebraska**-Akinmoladun, Freedom 1-3; McMullen, Greg 1-7; Gangwish, Jack 1-1.

TACKLE LEADER (UA-A): BYU-Pikula, Manoa 3-4. **Nebraska**-Kalu, Joshua 8-1.

SCORING SUMMARY

QTR	TIME	TEAM	SCORE
1st	10:02	NEB	Newby 13 yd run (Brown kick)
1st	06:05	NEB	Newby 8 yd pass from Armstrong Jr. (Brown kick)
2nd	07:06	NEB	Newby 8 yd run (Brown kick)
2nd	00:00	NEB	Brown 42 yd field goal
3rd	08:04	NEB	Cross 9 yd run (Brown kick)
3rd	06:04	USA	Sunanon 36 yd field goal
4th	14:51	NEB	Brown 25 yd field goal
4th	10:11	NEB	Westerkamp 21 yd pass from Armstrong Jr. (Brown kick)
4th	08:30	NEB	Moore 2 yd pass from Fyfe (Brown kick)
4th	03:36	USA	Magee 36 yd pass from Davis (rush failed)

TEAM STATISTICS

	USA	NEB
FIRST DOWNS	18	31
RUSHES-YARDS (NET)	24-19	37-258
PASSING YDS (NET)	313	303
Passes Att-Comp-Int	45-26-1	38-26-1
TOTAL OFFENSE PLAYS-YARDS	69-332	75-561
Fumble Returns-Yards	0-0	0-0
Punt Returns-Yards	1-1	0-0
Kickoff Returns-Yards	5-91	0-0
Interception Returns-Yards	1-0	1-21
Punts (Number-Avg)	5-30.6	3-34.7
Fumbles-Lost	4-2	0-0
Penalties-Yards	7-67	7-80
Possession Time	26:26	33:34
Third-Down Conversions	7 of 16	5 of 9
Fourth-Down Conversions	0 of 2	0 of 0
Red-Zone Scores-Chances	1-2	6-6
Sacks By: Number-Yards	0-0	2-17

RUSHING: USA- Johnson, Xavier 7-28; Ayoola, Dami 5-15; Thomas, Tyreis 4-5; Timmons, Terrence 3-3; Garrett, Claude 1-minus-6; Clements, Cody 2-minus-9; Davis, Dallas 2-minus-17. **Nebraska**-Newby, Terrell 28-198; Wilbon, Mikale 3-21; Moore, Alonzo 1-19; Cross, Imani 1-9; Reilly, Brandon 1-5; Armstrong Jr., Tommy 2-4; Ozigbo, Devine 1-2.

PASSING: USA- Clements, Cody 23-40-1-271-0; Davis, Dallas 3-5-0-42-1. **Nebraska**-Armstrong Jr., Tommy 21-30-0-270-2; Fyfe, Ryker 5-7-1-33-1; Turner, Jamal 0-1-0-0-0.

RECEIVING: USA- Magee, Josh 6-147; Kutchera, Kevin 3-48; Everett, Gerald 3-39; Shinn, Marvin 3-27; Johnson, Xavier 3-22; Lewis, Chris 3-10; Thomas, Tyreis 2-1; Timmons, Terrence 1-14; Garrett, Claude 1-6; Vinson, D.J. 1-minus-1. **Nebraska**-Reilly, Brandon 5-71; Hovey, Lane 5-68; Moore, Alonzo 5-39; Westerkamp, Jordan 3-31; Morgan Jr., Stanley 3-29; Newby, Terrell 2-38; Allen, Tariq 2-21; McNitt, Luke 1-6.

INTERCEPTIONS: USA- May, E.J. 1-0. **Nebraska**-Gerry, Nate 1-21

FUMBLES: USA- Thompson, Jalen 1-1; Davis, Dallas 1-1; Clements, Cody 1-0; Timmons, Terrence 1-0. **Nebraska**-None

SACKS (Sacks-Yds): USA- None. **Nebraska**- Maurice, Kevin 1-1; Stoltenberg, Mick 1-6

TACKLE LEADER (UA-A): USA-Buchanan, Roman 4-7. **Nebraska**-Rose-Ivey, Michael 2-8.

Game 3 | Miami 36, Nebraska 33 (OT)

SCORE BY QUARTERS	1	2	3	4	OT	FINAL
Nebraska	0	3	7	23	0	33
Miami	17	3	10	3	3	36

Miami Gardens, Fla. (Sept. 19) -- Tommy Armstrong Jr. and the Huskers orchestrated the greatest fourth-quarter comeback in Nebraska history, erasing a 23-point deficit, but Miami escaped with a 36-33 overtime win on Saturday at Sun Life Stadium.

Trailing 33-10 with 11:14 left, Armstrong led Nebraska to 23 unanswered points to send the game to overtime. The Huskers' comeback included a trio of fourth-quarter touchdown passes from Armstrong to Alonzo Moore, Brandon Reilly and Stanley Morgan Jr., and a pair of two-point conversion passes to Cethan Carter and Jordan Westerkamp, the last coming with 33 seconds remaining.

Morgan caught four passes for 78 yards and a TD, while Reilly also had four receptions for 83 yards, including a 41-yard catch to set up Nebraska's game-tying score.

The Huskers had the ball first in the overtime session, but Armstrong, who completed 21-of-45 passes for 309 yards and four scores, was intercepted by Corn Elder on NU's first play of the extra period. Miami won the game moments later as Michael Badgley's fifth field goal of the game provided the Hurricanes with a three-point win.

Brad Kaaya completed 25-of-42 passes for 379 yards and two touchdowns, as Miami scored touchdowns on its first two possessions and built a 20-3 halftime lead. Rashawn Scott led UM with 151 yards on nine catches.

Joe Yearby added 125 yards rushing on 17 carries, including a 41-yard yard run to put Miami up 27-3 early in the third quarter. Armstrong led the Huskers back, finding Westerkamp for a 22-yard score for NU's first touchdown to begin the comeback.

Miami got off to a blistering start, as Kaaya guided the Hurricanes to touchdowns on their first two possessions, going 65 and 60 yards to give the hosts a 14-0 lead. Trailing 17-0 Nebraska got on the board midway through the second quarter, going 60 yards in eight plays before Drew Brown's career-long 49-yard field goal pulled NU within 17-3.



Game 4 | Nebraska 36, Southern Miss 28

SCORE BY QUARTERS	1	2	3	4	FINAL
Southern Miss	0	0	7	21	28
Nebraska	10	12	7	7	36

Lincoln (Sept. 26) -- Nebraska relied on the arm of Tommy Armstrong Jr. and the leg of Drew Brown to take a 22-0 lead and hold on for a 36-28 win over Southern Miss.

Armstrong accounted for all three scores, throwing a pair of touchdown strikes, while his 16-yard scoring run with 9:30 left provided the Huskers with the winning margin. Armstrong accounted for a career-high 431 yards of total offense, including 23-of-35 passing for 368 yards through the air.

Brown connected on five first-half field goals, including a career-long 50-yarder as time expired in the first half, matching an NCAA record for field goals in a half done on two previous occasions, including by NU's Dale Klein in 1985. Brown's kick also tied the Memorial Stadium record for field goals in a game.

Nebraska got off to a quick start, going 71 yards on eight plays on its first series as Armstrong found Jordan Westerkamp for a six-yard TD catch. It was the start of a big day for Westerkamp, who finished with a career-high 11 receptions for 118 yards.

The Huskers scored on all six of their first-half possessions, as Brown kicked field goals of 29, 27, 40, 22 and 50 yards to stake the Huskers to a 22-0 lead.

Two other Huskers enjoyed career afternoons, as Brandon Reilly went over 100 receiving yards with three catches for 112 yards, while fullback Andy Janovich rushed for 68 yards on five carries hauled in a 53-yard pass in the first half to set up a Brown field goal.

Nebraska extended its lead to 29-7 as Armstrong found Taariq Allen for a 10-yard scoring strike with 27 seconds in the third quarter.

The Huskers withstood a strong performance by USM's Nick Mullens, who finished the day 26-of-41 for 447 yards and two touchdowns. Mullens connected on a pair of scoring strikes to Casey Martin within a 1:08 span in the fourth quarter to cut the Huskers' lead to 29-21 before Armstrong's TD run pushed the lead back to 15 points.

Trailing 36-28, Southern Miss blocked Brown's seventh field goal attempt with 30 seconds left and had a chance to send the game into overtime. The Golden Eagles flew to the Huskers' 40-yard line, but Freedom Akinmoladun sealed the win, sacking Mullens as time expired.



SCORING SUMMARY

1st	12:49	UM	Herndon 10 yd pass from Kaaya (Badgley kick)
1st	08:04	UM	Brady 11 yd pass from Kaaya (Badgley kick)
1st	01:11	UM	Badgley 23 yd field goal
2nd	08:37	NEB	Brown 49 yd field goal
2nd	06:05	UM	Badgley 27 yd field goal
3rd	13:50	UM	Yearby 41 yd run (Badgley kick)
3rd	09:03	NEB	Westerkamp 22 yd pass from Armstrong Jr. (Brown kick)
3rd	03:42	UM	Badgley 41 yd field goal
4th	11:14	UM	Badgley 28 yd field goal
4th	08:36	NEB	Moore 10 yd pass from Armstrong Jr. (Carter pass)
4th	03:46	NEB	Reilly 21 yd pass from Armstrong Jr. (Brown kick)
4th	00:33	NEB	Morgan Jr., 8 yd pass from Armstrong Jr. (Westerkamp pass)
OT	15:00	UM	Badgley 28 yd field goal

TEAM STATISTICS

	NEB	MIAMI
FIRST DOWNS	24	24
RUSHES-YARDS (NET)	32-153	33-132
PASSING YDS (NET)	309	379
Passes Att-Comp-Int	45-21-3	42-25-1
TOTAL OFFENSE PLAYS-YARDS	77-462	75-511
Fumble Returns-Yards	0-0	0-0
Punt Returns-Yards	2-33	3-44
Kickoff Returns-Yards	3-71	3-44
Interception Returns-Yards	1-0	3-47
Punts (Number-Avg)	7-39.7	5-52.0
Fumbles-Lost	0-0	0-0
Penalties-Yards	12-98	13-114
Possession Time	31:38	28:22
Third-Down Conversions	6 of 15	3 of 14
Fourth-Down Conversions	1 of 1	0 of 0
Red-Zone Scores-Chances	3-4	7-8
Sacks By: Number-Yards	1-12	2-23

RUSHING: Miami- Yearby, Joe 17-125; Walton, Mark 10-23; Rosier, Malik 1-minus-2; Team 2 -minus-5; Kaaya, Brad 3-minus-9. **Nebraska-** Newby, Terrell 14-82; Armstrong Jr., Tommy 11-49; Reilly, Brandon 2-14; Cross, Imani 4-11; Moore, Alonzo 1-minus-3.

PASSING: Miami-Kaaya, Brad 25-42-1-379-2. **Nebraska-** Armstrong Jr., Tommy 21-45-3-309-4.

RECEIVING: Miami-Scott, Rashawn 9-151; Waters, Herb 4-82; Herndon, Chris 3-32; Brady, Tyre 2-45; Njoku, David 2-23; Cager, Lawrence 2-16; Walton, Mark 1-13; Dobard, Standish 1-12; Yearby, Joe 1-5. **Nebraska-** Westerkamp, Jordan 5-95; Reilly, Brandon 4-83; Morgan Jr., Stanley 4-78; Newby, Terrell 4-16; Allen, Taariq 1-12; Moore, Alonzo 1-10; Cotton, Sam 1-8; Carter, Cethan 1-7.

INTERCEPTIONS: Miami-Bush, Deon 1-0; Elder, Corn 1-47; Burns, Artie 1-0. **Nebraska-** Kalu, Joshua 1-0

FUMBLES: Miami-None **Nebraska-**None

SACKS (Sacks-Yds): Miami-Harris, Trent 1-21, Moten, Anthony 1-1. **Nebraska-** Akinmoladun, Freedom 1-12

TACKLE LEADER (UA-A): Miami-Kirby, Raphael 4-6. **Nebraska-** Gerry, Nate 7-2

SCORING SUMMARY

QTR	TIME	TEAM	SCORE
1st	09:57	NEB	Westerkamp 6 yd pass from Armstrong (Brown kick)
1st	04:24	NEB	Brown 29 yd field goal
2nd	10:49	NEB	Brown 27 yd field goal
2nd	05:31	NEB	Brown 40 yd field goal
2nd	01:34	NEB	Brown 22 yd field goal
2nd	00:00	NEB	Brown 50 yd field goal
3rd	13:19	USM	Smith 17 yd run (Shaunfield kick)
3rd	00:27	NEB	Allen 10 yd pass from Armstrong (Brown kick)
4th	13:34	USM	Martin 21 yd pass from Mullens (Shaunfield kick)
4th	12:26	USM	Martin 19 yd pass from Mullens (Shaunfield kick)
4th	09:30	NEB	Armstrong 16 yd run (Brown kick)
4th	06:55	USM	Richard 1 yd run (Shaunfield kick)

TEAM STATISTICS

	USM	NEB
FIRST DOWNS	19	25
RUSHES-YARDS (NET)	23-11	39-242
PASSING YDS (NET)	447	368
Passes Att-Comp-Int	42-26-0	35-23-1
TOTAL OFFENSE PLAYS-YARDS	65-458	74-610
Fumble Returns-Yards	0-0	1-1
Punt Returns-Yards	0-0	1-17
Kickoff Returns-Yards	4-81	3-31
Interception Returns-Yards	1-30	0-0
Punts (Number-Avg)	4-40.5	1-44.0
Fumbles-Lost	2-1	2-1
Penalties-Yards	9-80	12-98
Possession Time	25:59	34:01
Third-Down Conversions	4 of 14	4 of 13
Fourth-Down Conversions	1 of 3	1 of 1
Red-Zone Scores-Chances	4-7	7-8
Sacks By: Number-Yards	1-12	4-30

RUSHING: USM- Smith, Ito 7-29; Richard, Jalen 11-22; Martin, Casey 1-minus-5; Team 1-minus-10 Mullens, Nick 3-minus-25. **Nebraska-** Newby, Terrell 18-76; Janovich, Andy 5-68; Armstrong Jr., Tommy 7-63; Reilly, Brandon 2-12; Cross, Imani 4-9; Moore, Alonzo 1-9; Turner, Jamal 1-3; Oziqbo, Devine 1-2.

PASSING: USM- Mullens, Nick 26-41-0-447-2; Sarrazin, Tyler 0-1-0-0-0. **Nebraska-** Armstrong Jr., Tommy 23-35-1-368-2.

RECEIVING: USM- Martin, Casey 8-102; Thomas, Michael 5-121; Smith, Ito 5-72; Richard, Jalen 4-60; Thompson, D.J. 2-78; Davis, Daythan 2-14. **Nebraska-** Westerkamp, Jordan 11-118; Reilly, Brandon 3-112; Morgan Jr., Stanley 2-32; Moore, Alonzo 2-27; Janovich, Andy 1-53; Cotton, Sam 1-13; Allen, Taariq 1-10; Newby, Terrell 1-4; Carter, Cethan 1-minus-1

INTERCEPTIONS: USM- Antoine, D'Nerius 1-30. **Nebraska-**None

FUMBLES: USM- Richard, Jalen 1-1, Team 1-0. **Nebraska-** Cross, Imani 1-1; Westerkamp, Jordan 1-0

SACKS (Sacks-Yds): USM- Thigpen, Xavier 1-12. **Nebraska-** Akinmoladun, Freedom 2-17; Jones, Chris 1-5; Kalu, Joshua 1-8.

TACKLE LEADER (UA-A): USM-Antoine, D'Nerius 3-5 **Nebraska-** Weber, Chris 5-7